

Circuit Breaker for Equipment, thermal, Threaded-neck type, 1 pole



See below:

Approvals and Compliances

Weblinks

[pdf data sheet](#), [html datasheet](#), [General Product Information](#), [Distributor-Stock-Check](#), [Detailed request for product](#), [Product News](#)

Approvals and Compliances

Detailed information on product approvals, code requirements, usage instructions and detailed test conditions can be looked up in [Details about Approvals](#)



SCHURTER products are designed for use in industrial environments. They have approvals from independent testing bodies according to national and international standards. Products with specific characteristics and requirements such as required in the automotive sector according to IATF 16949, medical technology according to ISO 13485 or in the aerospace industry can be offered exclusively with customer-specific, individual agreements by SCHURTER.

Detailed information on product approvals, code requirements, usage instructions and detailed test conditions can be looked up in [Details about Approvals](#)

SCHURTER products are designed for use in industrial environments. They have approvals from independent testing bodies according to national and international standards. Products with specific characteristics and requirements such as required in the automotive sector according to IATF 16949, medical technology according to ISO 13485 or in the aerospace industry can be offered exclusively with customer-specific, individual agreements by SCHURTER.

Compliances

The product complies with following Guide Lines

Identification	Details	Initiator	Description
	RoHS	SCHURTER AG	Directive RoHS 2011/65/EU, Amendment (EU) 2015/863
	REACH	SCHURTER AG	On 1 June 2007, Regulation (EC) No 1907/2006 on the Registration, Evaluation, Authorization and Restriction of Chemicals 1 (abbreviated as "REACH") entered into force.

CIRCUIT BREAKERS FOR EQUIPMENT

TS-LINE

Product description

The TS-line consists of a series of low cost thermally operated CBEs available in three frame sizes for rated currents up to 40 A.

They are intended to provide protection against sustained overloads. All CBEs of the TS-line use a thermo-bimetal to simulate the thermal behavior of the protected components, which could be conductors in wiring, motors, transformers etc.

The snap-action type of bimetal opens the contact when the temperature of the bimetal has reached a certain threshold level. The circuit will then remain open unless the reset (or ON-) button is permanently depressed. In this case the snap-action contact will momentarily re-close until the bimetal has reached its trip-temperature again and effects the automatic opening operation. This behavior is termed «cycling trip-free». The «cycling» indicates the momentary re-closings which do occur, the «trip-free» indicates that the opening operation of the contacts can not be prevented by pressing the ON or the RESET button.

Every CBE of the TS-line can well cope with overload currents up to 6 times the rated currents without any back-up assistance. If the fault current could be higher, CBEs require back-up protection. In many instances, this back-up protection is provided by the protective devices of the building installation.

The TS-Line is designed for automatic interruption and non-automatic (manual) resetting only (R-type CBEs). They utilize a reliable snap-action bimetal to achieve the automatic opening operation and quick connect terminals for easy connection.

Common features are:

- Attractive prices
- Wide range of ratings
- Reliable design
- Approvals

The TS-701 line has a threaded neck for panel mounting. The overall dimensions are slightly bigger, but the available ratings are considerably higher (up to 40 A).

The TS-709 line is a push to reset type CBE for panel mounting (threaded neck). Its strong points are the small size and the attractive price. Rated current are from 3A to 16A.

The TS-710 line fits into the mounting cut-off of miniature fuseholders. Where the advantage of having a reusable protective device counts, this CBE has its application.

CIRCUIT BREAKERS FOR EQUIPMENT

TS-709

Effect of ambient temperature

The unit is calibrated for an ambient temperature of +25°C. To determine the rated current for a lower or higher ambient temperature, use a correction factor from the table below:

Ambient temperature [°C]	Correction factor	
	Rated current 3-4 A	5-16 A
+10	0,74	0,83
+15	0,83	0,92
+20	0,91	0,94
+25	1,00	1,00
+30	1,25	1,09
+35	1,43	1,16
+40	1,82	1,25
+45	1,33	
+50	1,43	
+55	1,67	
+60	2,00	

Example

Rated current at +25°C 4,0 A
 Ambient temperature +30°C
 Correction factor 1,25
 Chosen rated current at
 +30°C ambient temperature
 4 A x 1,25 = 5 A

Tripping characteristic



Technical data

Rated voltage U_e	See approvals, page 47H	AC 125; 250 V* DC 32 V
Rated current I_n	See approvals, page 47H	3 – 16 A
Conditional short circuit current I_{nc}	PC1, AC 125 V	1000 A
*Short circuit capacity I_{cn}	AC 250 V	200 A
Dielectric strength		AC 1500 V
Endurance	Number of cycles at $1,5 \times I_n$ (AC 125 V)	500
Type of actuation	• Reset type	R
Type of tripping	• Thermal • Cycling trip-free	TO
Weight		approx. 15 g



CIRCUIT BREAKERS FOR EQUIPMENT

TS-709

Approvals

			Rated current range	Rated voltage AC
	UL	1077	4 – 15 A	125 V
	CSA	C 22,2	3 – 15 A	120 V

Order code

Basic type
 TS-709 Single pole thermal overload protection switch, cycling trip-free

Standard configuration

Mounting style
 Threaded neck type 7/16" x 28T (Plastic)

Actuation type
 Reset type

Terminal type
 6,3 x 0,8 mm quick connect terminals

Rated current
 3 4 5 7,5 10 12,5 15 16
 See approvals above
 Other rated currents by request

Accessories Choose K or H if metal nut is preferred
 Leave blank for standard Plastic Knurled Nut

K Metal knurled nut
 H Metal hexagonal nut

T S - 7 0 9 - 12,5 - K **Order example**

CIRCUIT BREAKERS FOR EQUIPMENT

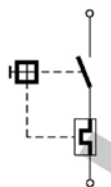
TS-709

Threaded neck type



Schematic diagram – accessories

Schematic diagram



Accessories



CIRCUIT BREAKERS FOR EQUIPMENT

TS-LINE

Product description

The TS-line consists of a series of low cost thermally operated CBEs available in three frame sizes for rated currents up to 40 A.

They are intended to provide protection against sustained overloads. All CBEs of the TS-line use a thermo-bimetal to simulate the thermal behavior of the protected components, which could be conductors in wiring, motors, transformers etc.

The snap-action type of bimetal opens the contact when the temperature of the bimetal has reached a certain threshold level. The circuit will then remain open unless the reset (or ON-) button is permanently depressed. In this case the snap-action contact will momentarily re-close until the bimetal has reached its trip-temperature again and effects the automatic opening operation. This behavior is termed «cycling trip-free». The «cycling» indicates the momentary re-closings which do occur, the «trip-free» indicates that the opening operation of the contacts can not be prevented by pressing the ON or the RESET button.

Every CBE of the TS-line can well cope with overload currents up to 6 times the rated currents without any back-up assistance. If the fault current could be higher, CBEs require back-up protection. In many instances, this back-up protection is provided by the protective devices of the building installation.

The TS-Line is designed for automatic interruption and non-automatic (manual) resetting only (R-type CBEs). They utilize a reliable snap-action bimetal to achieve the automatic opening operation and quick connect terminals for easy connection.

Common features are:

- Attractive prices
- Wide range of ratings
- Reliable design
- Approvals

The TS-701 line has a threaded neck for panel mounting. The overall dimensions are slightly bigger, but the available ratings are considerably higher (up to 40 A).

The TS-709 line is a push to reset type CBE for panel mounting (threaded neck). Its strong points are the small size and the attractive price. Rated current are from 3A to 16A.

The TS-710 line fits into the mounting cut-off of miniature fuseholders. Where the advantage of having a reusable protective device counts, this CBE has its application.

CIRCUIT BREAKERS FOR EQUIPMENT

TS-709

Effect of ambient temperature

The unit is calibrated for an ambient temperature of +25°C. To determine the rated current for a lower or higher ambient temperature, use a correction factor from the table below:

Ambient temperature [°C]	Correction factor	
	Rated current 3-4 A	5-16 A
+10	0,74	0,83
+15	0,83	0,92
+20	0,91	0,94
+25	1,00	1,00
+30	1,25	1,09
+35	1,43	1,16
+40	1,82	1,25
+45	1,33	
+50	1,43	
+55	1,67	
+60	2,00	

Example

Rated current at +25°C 4,0 A
 Ambient temperature +30°C
 Correction factor 1,25
 Chosen rated current at
 +30°C ambient temperature
 4 A x 1,25 = 5 A

Tripping characteristic



Technical data

Rated voltage U_e	See approvals, page 47H	AC 125; 250 V* DC 32 V
Rated current I_n	See approvals, page 47H	3 – 16 A
Conditional short circuit current I_{nc}	PC1, AC 125 V	1000 A
*Short circuit capacity I_{cn}	AC 250 V	200 A
Dielectric strength		AC 1500 V
Endurance	Number of cycles at $1,5 \times I_n$ (AC 125 V)	500
Type of actuation	• Reset type	R
Type of tripping	• Thermal • Cycling trip-free	TO
Weight		approx. 15 g



CIRCUIT BREAKERS FOR EQUIPMENT

TS-709

Approvals

		Rated current range	Rated voltage AC
	UL 1077	4 – 15 A	125 V
	CSA C 22,2	3 – 15 A	120 V

Order code

Basic type
 TS-709 Single pole thermal overload protection switch, cycling trip-free

Standard configuration

Mounting style
 Threaded neck type 7/16" x 28T (Plastic)

Actuation type
 Reset type

Terminal type
 6,3 x 0,8 mm quick connect terminals

Rated current
 3 4 5 7,5 10 12,5 15 16
 See approvals above
 Other rated currents by request

Accessories Choose K or H if metal nut is preferred
 Leave blank for standard Plastic Knurled Nut

K Metal knurled nut
 H Metal hexagonal nut

T S - 7 0 9 - 12,5 - K **Order example**

CIRCUIT BREAKERS FOR EQUIPMENT

TS-709

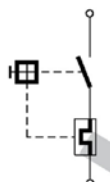
Threaded neck type

TS-709



Schematic diagram – accessories

Schematic diagram



Accessories



Компания «Life Electronics» занимается поставками электронных компонентов импортного и отечественного производства от производителей и со складов крупных дистрибьюторов Европы, Америки и Азии.

С конца 2013 года компания активно расширяет линейку поставок компонентов по направлению коаксиальный кабель, кварцевые генераторы и конденсаторы (керамические, пленочные, электролитические), за счёт заключения дистрибьюторских договоров

Мы предлагаем:

- Конкурентоспособные цены и скидки постоянным клиентам.
- Специальные условия для постоянных клиентов.
- Подбор аналогов.
- Поставку компонентов в любых объемах, удовлетворяющих вашим потребностям.
- Приемлемые сроки поставки, возможна ускоренная поставка.
- Доставку товара в любую точку России и стран СНГ.
- Комплексную поставку.
- Работу по проектам и поставку образцов.
- Формирование склада под заказчика.
- Сертификаты соответствия на поставляемую продукцию (по желанию клиента).
- Тестирование поставляемой продукции.
- Поставку компонентов, требующих военную и космическую приемку.
- Входной контроль качества.
- Наличие сертификата ISO.

В составе нашей компании организован Конструкторский отдел, призванный помогать разработчикам, и инженерам.

Конструкторский отдел помогает осуществить:

- Регистрацию проекта у производителя компонентов.
- Техническую поддержку проекта.
- Защиту от снятия компонента с производства.
- Оценку стоимости проекта по компонентам.
- Изготовление тестовой платы монтаж и пусконаладочные работы.



Тел: +7 (812) 336 43 04 (многоканальный)

Email: org@lifeelectronics.ru