



z-QUAD SMALL FORM-FACTOR PLUGGABLE PLUS (zQSFP+ OR QSFP28/56) INTERCONNECT SYSTEM

Quick Reference Guide

te.com/products/QSFP

Introducing zQSFP+ Interconnect System

TE Connectivity's (TE) zQSFP+ interconnects offer an increased data rate of 28 Gbps NRZ and 56 Gbps PAM-4 in an industry standard, scalable design that allows for backwards compatibility with QSFP+ cables and transceivers, providing a simple upgrade path from 10 Gbps to 28 Gbps and 56 Gbps. The complete portfolio of interconnects deliver a large range of simple and customizable design options to meet most customer requirements.

Features and Benefits

Increased Data Rates

- Data transfer rates of 28 Gbps NRZ and 56 Gbps PAM-4
- Supports Ethernet and InfiniBand (IB) Enhanced Data Rate (EDR) requirements
- Supports single channel, dual channel and quad channel implementations

Industry Standard and Customizable Design

- Industry standard interface
- Backwards compatible with QSFP+ cables and transceivers
- Improved loss budget for optics and copper cables at 10 Gbps

Comprehensive Portfolio and Inventory

- Dual sourced product available through Molex, LLC.
- Features behind and through bezel cages with various lightpipe and heat sink options
- Well-stocked distribution channel

Improved EMI Performance

- Increased data rates make EMI protection more challenging
- Provide excellent EMI protection through 56 Gbps

Applications

Product Applications

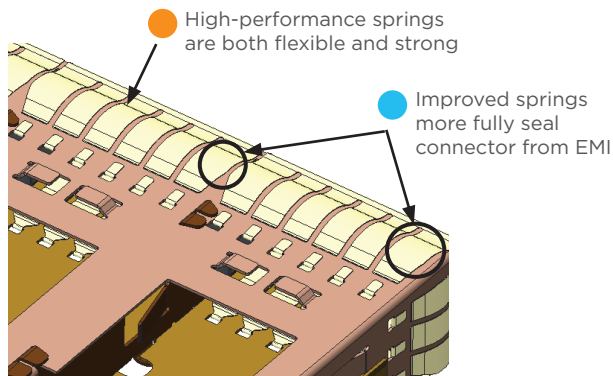
- Network Interface
- Switches
- Servers
- Routers
- Wireless Base Stations
- Test and Measurement Equipment

Applications by Protocol

- 50, 100 and 200 Gigabit Ethernet
- 100 Gbps InfiniBand (IB) Enhanced Data Rate (EDR) requirements
- 128G Fibre Channel
- 25G/50G Consortium
- 25G NRZ and 56G PAM-4

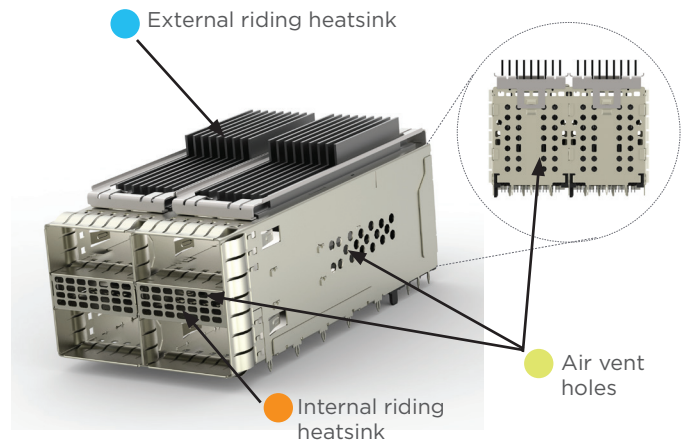
Enhanced zQSFP+ (QSFP28/56) Cages

EMI Enhanced



Reference base part number 2170709 on page 7

Thermally Enhanced



Reference base part numbers 2299940, 2299870, 2299924, 2321666 and 2321630 on page 7

Lower Assembly Insertion Force

Help increase assembly throughput by providing a 55% reduction in force needed to insert the line card into the front bezel. The reduction in insertion force makes assembly easier, faster, and reduces the risk for damage which can lead to reduced EMI performance.

Improved EMI Performance

EMI sealing enhancements on these new cages provide 10 dB EMI performance improvement over current QSFP28 products.

Lower Port Cooling


Internal riding heatsink in the separator plate area provides enhanced cooling to the lower ports and a 12-15°C improvement over standard stacked zQSFP+ cages.

Optimized Airflow

External riding heatsinks on the upper port are optimized for airflow direction (also available without heatsinks).

Air vent holes allow for air to pass through and exit out the sides and rear of the cage.

Intel Omni-Path Architecture



Reference part numbers 2227670-7, 2300281-1, 2170704-1 and 1551920-2 on page 7

Designed for Intel Omni-Path Architecture

These zQSFP+ 2x2 and 1x2 cages are specifically designed for Intel Omni-Path Architecture (OPA) switch architectures, and 1x1 zQSFP+ cages for OPA NIC cards. Designing with these cages allows access to proven technology to support high performance applications.

Stacked Belly-to-Belly



Reference base part numbers 2314790, 2308171 and 2315050 on page 7

High Density

Certain stacked cages can be used in belly-to-belly applications to support high density 2RU+ box designs and switch designs using next-gen 48 and 64 silicon ports.

Low Cost

Using a stacked belly-to-belly design enables single PCB architecture versus two PCBs per line card, saving significant system costs.

1xN Mechanical Options

Bezel Mount

- Behind bezel cages use a gasket applied by the customer to the cage or bezel sheet metal
- EMI spring versions and gasket versions share the same PCB footprint and bezel cutout
- TE offers low insertion force EMI springs to assist in assembly of high density products



Through Bezel with EMI Springs



Through Bezel with EMI Gasket



Behind Bezel (customer applies gasket)



Single



Dual




Quad

Lightpipe Options

- TE offers 1, 2 or 4 lightpipe options per port
- Standard lightpipes are designed to support up to 1.00mm height 0805 style LEDs
- Lightpipes are shipped with an organizer to prevent optical cross-talk

Heat Sink Styles

- TE offers SAN, LAN and Networking height heatsinks
- Custom heatsinks are available upon request
- Height is max height of assembly from surface of PCB



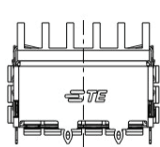
PCI (13.7mm height)



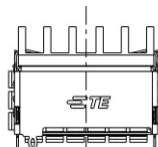
SAN (16.0mm height)



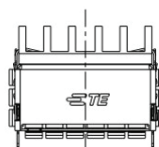
NET (23.0mm height)



2 rear EONs



1 rear EONs



0 rear EONs


Rear EONs

- Rear pins are used to improve EMI grounding and cage retention to the PCB
- TE offers all styles outlined in the SFF-8662 footprint
- Rear EONs will be dependent upon the customer's routing preference and technical specifications

2xN Mechanical Options

Bezel Mount

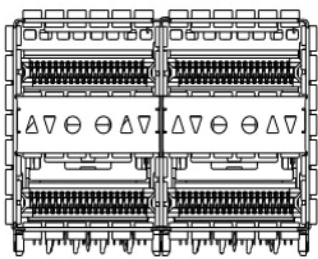
- Through bezel assemblies with EMI springs or EMI gaskets are available
- Custom gasketing options are available upon request



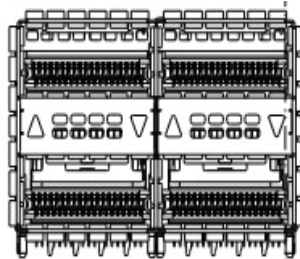
Through Bezel with EMI Springs



Through Bezel with EMI Gasket



Single (per port)



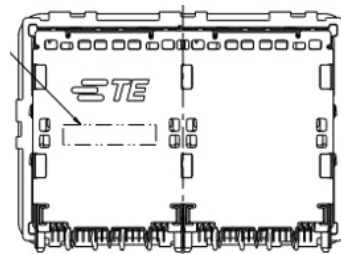
Dual (per port)

Lightpipe Options

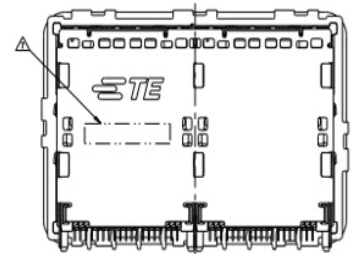
- TE offers zero, single and dual lightpipe options per port
- For higher lightpipe counts, the customer may add lightpipes underneath their PCB to indicate lower port activity
- The thermal footprint design offers 4x lightpipes assembled above the cage
- Lightpipes are designed to support up to 0.80mm height 0805 style LEDs

Rear EONs

- Rear pins are used to improve EMI grounding and cage retention to the PCB
- TE offers zero or three rear pins per port column
- Rear EONs will be dependent upon the customer's routing preference and technical specifications



3 rear EONs



0 rear EONs

Part Number Detail

Cages

Base Part Number	Ports	Cage Applications	EMI Suppression	Lightpipes Applied Per Port			Heat Sinks	Applied	
				Single	Dual	Quad		NET	PCI
2170754	1x1	Through Bezel	EMI Gasket	Yes	Yes	Yes	Yes	Yes	Yes
2170705	1x1	Through Bezel	EMI Springs	Yes	Yes	Yes	Yes	Yes	Yes
2170773	1x1	Through Bezel	EMI Springs	Yes	Yes	Yes	No	No	No
2170753	1x1	Through Bezel	EMI Gasket	No	No	No	Yes	Yes	Yes
2170752	1x1	Through Bezel	EMI Gasket	No	No	No	No	No	No
2170704	1x1	Through Bezel	EMI Springs	No	No	No	Yes	Yes	Yes
2170703	1x1	Through Bezel	EMI Springs	No	No	No	No	No	No
1551892	1x1	Behind Bezel	C	No	No	No	Yes	Yes	Yes
1551891	1x1	Behind Bezel	C	No	No	No	No	No	No
2170814	1x2	Through Bezel	EMI Gasket	Yes	Yes	Yes	Yes	Yes	Yes
2170813	1x2	Through Bezel	EMI Gasket	Yes	Yes	Yes	No	No	No
2170808	1x2	Through Bezel	EMI Springs	Yes	Yes	Yes	Yes	Yes	Yes
2170807	1x2	Through Bezel	EMI Springs	Yes	Yes	Yes	No	No	No
2170812	1x2	Through Bezel	EMI Gasket	No	No	No	Yes	Yes	Yes
2170811	1x2	Through Bezel	EMI Gasket	No	No	No	No	No	No
2170806	1x2	Through Bezel	EMI Springs	No	No	No	Yes	Yes	Yes
2170805	1x2	Through Bezel	EMI Springs	No	No	No	No	No	No
2227103	1x2	Behind Bezel	C	Yes	Yes	No	Yes	Yes	Yes
2227103	1x2	Behind Bezel	C	No	No	No	Yes	Yes	Yes
2227104	1x2	Behind Bezel	C	No	No	No	Open Top		
2170769	1x3	Through Bezel	EMI Gasket	Yes	Yes	Yes	Yes	Yes	Yes
2170740	1x3	Through Bezel	EMI Springs	Yes	Yes	Yes	Yes	Yes	Yes
2170739	1x3	Through Bezel	EMI Springs	Yes	Yes	Yes	No	No	No
2170768	1x3	Through Bezel	EMI Gasket	No	No	No	Yes	Yes	Yes
2170767	1x3	Through Bezel	EMI Gasket	No	No	No	No	No	No
2170738	1x3	Through Bezel	EMI Springs	No	No	No	Yes	Yes	Yes
2170737	1x3	Through Bezel	EMI Springs	No	No	No	No	No	No
2173239	1x3	Behind Bezel	C	No	No	No	Yes	Yes	Yes
2173238	1x3	Behind Bezel	C	No	No	No	Open Top		
2170785	1x4	Through Bezel	EMI Gasket	Yes	Yes	Yes	Yes	Yes	Yes
2170784	1x4	Through Bezel	EMI Gasket	Yes	Yes	Yes	No	No	No
2170747	1x4	Through Bezel	EMI Springs	Yes	Yes	Yes	Yes	Yes	Yes
2170746	1x4	Through Bezel	EMI Springs	Yes	Yes	Yes	No	No	No

Part Number 1551920-2: zQSFP+ Surface Mount Connector for use with all 1xN cages

Notes:

C = Customer Applied Gasket
 1xN cages: require a SMT connector to complete the assembly
 2xN cages: connectors and cages come as one integrated assembly
 All cages use EMI Plug 1888810-2

Cages (con't)

Base Part Number	Ports	Cage Applications	EMI Suppression	Lightpipes Applied Per Port			Heat Sinks	Applied		
				Single	Dual	Quad		NET	PCI	SAN
2170783	1x4	Through Bezel	EMI Gasket	No	No	No	Yes	Yes	Yes	
2170782	1x4	Through Bezel	EMI Gasket	No	No	No	No	No	No	
2170745	1x4	Through Bezel	EMI Springs	No	No	No	Yes	Yes	Yes	
2170744	1x4	Through Bezel	EMI Springs	No	No	No	No	No	No	
2227249	1x4	Behind Bezel	C	No	No	No	Yes	Yes	Yes	
2227250	1x4	Behind Bezel	C	No	No	No	Open Top			
2315050	1x2	Behind Bezel	EMI Springs	No	No	Yes	No	No	No	
2170790	1x4	Through Bezel	EMI Springs	No	No	Yes	Custom Height			
2299940	2x1	Through Bezel	EMI Springs	Yes	Yes	No	Custom Height			
2321666	2x1	Through Bezel	EMI Springs	Yes	Yes	No	Single Piece Press Fit			
2299870	2x2	Through Bezel	EMI Springs	Yes	Yes	No	Custom Height			
2321630	2x2	Through Bezel	EMI Springs	Yes	Yes	No	Single Piece Press Fit			
2299924	2x3	Through Bezel	EMI Springs	Yes	Yes	No	Custom Height			
2227670	2x2	Belly-to-Belly	EMI Springs	No	No	No	No	No	No	
2300281	1x2	Belly-to-Belly	EMI Springs	No	No	No	No	No	No	
2314790	2x1	Belly-to-Belly	EMI Springs	Yes	Yes	Yes	No	No	No	
2308171	2x2	Belly-to-Belly	EMI Springs	Yes	Yes	Yes	No	No	No	
2170708	1x6	Through Bezel	EMI Springs	Yes	Yes	Yes	Yes	Yes	Yes	
2170734	1x6	Through Bezel	EMI Springs	Yes	Yes	Yes	No	No	No	
2170707	1x6	Through Bezel	EMI Springs	No	No	No	Yes	Yes	Yes	
2170706	1x6	Through Bezel	EMI Springs	No	No	No	No	No	No	
2198373	2x1	Through Bezel	EMI Gasket	0/1			No	No	No	
2227224	2x1	Through Bezel	EMI Gasket	0/1			No	No	No	
2287054	2x1	Through Bezel	EMI Gasket	2			No	No	No	
2227666	2x1	Through Bezel	EMI Springs	0/1			No	No	No	
2227669	2x1	Through Bezel	EMI Springs	0/1			No	No	No	
2227669	2x1	Through Bezel	EMI Springs	2			No	No	No	
2170608	2x1	Through Bezel	EMI Gasket	2**			Thermal Footprint			
2214593	2x2	Through Bezel	EMI Gasket	0/1			No	No	No	
2227225	2x2	Through Bezel	EMI Gasket	0/1			No	No	No	
2287054	2x2	Through Bezel	EMI Gasket	2			No	No	No	
2227667	2x2	Through Bezel	EMI Springs	0/1			No	No	No	
2227670	2x2	Through Bezel	EMI Springs	0/1			No	No	No	
2289129	2x2	Through Bezel	EMI Springs	2			No	No	No	
2214565	2x3	Through Bezel	EMI Gasket	0/1			No	No	No	
2227226	2x3	Through Bezel	EMI Gasket	0/1			No	No	No	
2287054	2x3	Through Bezel	EMI Gasket	2			No	No	No	
2227668	2x3	Through Bezel	EMI Springs	0/1			No	No	No	
2227671	2x3	Through Bezel	EMI Springs	0/1			No	No	No	
2227671	2x3	Through Bezel	EMI Springs	2			No	No	No	
2170610	2x3	Through Bezel	EMI Gasket	1/2**			Thermal Footprint			

Part Number 1551920-2: zQSFP+ Surface Mount Connector for use with all 1xN cages

Notes: C = Customer Applied Gasket
 1xN cages: require a SMT connector to complete the assembly
 2xN cages: connectors and cages come as one integrated assembly
 All cages use EMI Plug 1888810-2

Accessories

Type	Description	Part Number(s)
Surface Mount Connector	zQSFP+ SMT connector (For use with all 1xN cages)	1551920-2
Behind Bezel	1x1 Heat Sink Clip	2007304-5
	1xN Heat Sink Clip	2227644-3, -4, -6
	1x1 Single Lightpipe	2173481-1
	1xN Single Lightpipe	2173482-1, -2, -3, -7
Through Bezel	1x1 Heats Sink Clip	2007304-5
	1xN Heat Sink Clip	2227644-3, -4, -6
	1x1 Single Lightpipe	2170720-1
	1x1 Dual Lightpipe	2170762-1
	1x1 Quad Lightpipe	2170777-1
	1xN Single Lightpipe	2170720-1
	1xN Dual Lightpipe	2170761-1
1xN Quad Lightpipe	2170762-1	

Specifications

1xN zQSFP+

- Cage and Connector Product Spec: 108-19428
- SMT Connector Application Spec: 114-32022
- Cage Assembly Applications Spec: 114-32023

2xN Stacked zQSFP+

- Product Spec: 108-60102
- Application Spec: 114-60015

Direct Attach Copper Cable Assemblies

TE's QSFP28 and QSFP56 passive copper cable assemblies feature eight differential copper pairs, providing four data transmission channels at speeds up to 28 Gbps NRZ and 56 Gbps PAM-4, and meet 100G Ethernet, 200G Ethernet and Infiniband Enhanced Data Rate (EDR) requirements.

Offered in a broad range of wire gages - from 30AWG through 33AWG - this 100G copper cable assembly features low insertion loss and low cross talk. This next generation cable assembly shares the same mating interface with QSFP+ and QSFP28 form factors, making it backward compatible with existing QSFP ports. QSFP28 and QSFP56 form factors can be used with current 40G and 100G applications with substantial signal integrity margin.



Features and Benefits

- Compatible with IEEE 802.3cd, IEEE 802.3bj, IEEE 802.3by and InfiniBand EDR
- Optimized construction to minimize insertion loss and cross talk
- Customized 360° cable braid termination limits EMI radiation
- Compatible with all existing QSFP connectors and cages
- Pull-to-release slide latch design
- 30AWG through 33AWG cable
- Straight and breakout assembly configurations available
- Customizable EEPROM mapping for cable signature
- RoHS compliant
- Contact your TE Representative for customized lengths

Part Number Detail

QSFP28 Cable Assemblies

Base Part Number	Description	AWG	Dash to Length (meters)		
			1	2	3
2829040	InfiniBand EDR	33	-2		
		30	-4	-6	
2231368	QSFP28 Straight 100G Ethernet (NRZ)	33	-16	-18	
		30	-1	-2	-8
2821033	QSFP28 Breakout to 4x SFP28	33	-8		
		30	-1	-10	-2
2821309	QSFP28 Breakout to 2x QSFP28	33	-7		
		30	-1	-2	-4

QSFP56 Cable Assemblies

Base Part Number	Description	AWG	Dash to Length (meters)		
			0.5	1	1.5
2323238	QSFP56 Straight 200G Ethernet (NRZ)	33	-1	-2	
2323239		30	-1	-2	-3
2323247	QSFP56 Breakout to 4x SFP56	33	-1	-2	
2323248		30	-1	-2	-3
2325343	QSFP56 Breakout to 2x QSFP56	33	-1	-2	
2325344		30	-1	-2	-3

Frequently Asked Questions

What data rate does zQSFP+ support?

zQSFP+ provides four data transmission channels at speeds up to 28 Gbps NRZ and 56 Gbps PAM-4 per channel.

Is TE's footprint compatible with other suppliers?

TE's behind bezel cages are not compatible with all sources. TE through bezel 1xN and stacked products are footprint compatible and dual sourced with Molex, LLC. zQSFP+ connectors and cages are designed to meet SFF-8662.

Are heat sinks available?

Yes, TE offers a generous portfolio of heat sink heights and styles, as well as custom heat sinks upon request.

Is application tooling required?

Single port cage assemblies require only flat-rock tooling, while 1xN and stacked assemblies normally require specific application tooling.

For More Information

TE Technical Support Center

USA:	1.800.522.6752
Canada:	1.905.475.6222
Mexico:	52.0.55.1106.0800
Latin/S. America:	54.0.11.4733.2200
Germany:	49.0.6251.133.1999
UK:	44.0.800.267666
France:	33.0.1.3420.8686
Netherlands:	31.0.73.6246.999
China:	86.0.400.820.6015

te.com/products/qsfp

© 2018 TE Connectivity Ltd. family of companies. All Rights Reserved.

TE Connectivity, TE Connectivity (logo) and Every Connection Counts are trademarks. zQSFP+ is a part of the ZXP* family of connectors and uses ZXP technology. ZXP is a trademark of Molex, LLC.

5-1773463-O DND 02/2018

While TE has made every reasonable effort to ensure the accuracy of the information in this brochure, TE does not guarantee that it is error-free, nor does TE make any other representation, warranty or guarantee that the information is accurate, correct, reliable or current reserves the right to make any adjustments to the information contained herein at any time without notice. TE expressly disclaims all implied warranties regarding the information contained herein, including, but not limited to, any implied warranties of merchantability or fitness for a particular purpose. The dimensions in this catalog are for reference purposes only and are subject to change without notice. Specifications are subject to change without notice. Consult TE for the latest dimensions and design specifications.

Компания «Life Electronics» занимается поставками электронных компонентов импортного и отечественного производства от производителей и со складов крупных дистрибьюторов Европы, Америки и Азии.

С конца 2013 года компания активно расширяет линейку поставок компонентов по направлению коаксиальный кабель, кварцевые генераторы и конденсаторы (керамические, пленочные, электролитические), за счёт заключения дистрибьюторских договоров

Мы предлагаем:

- Конкурентоспособные цены и скидки постоянным клиентам.
- Специальные условия для постоянных клиентов.
- Подбор аналогов.
- Поставку компонентов в любых объемах, удовлетворяющих вашим потребностям.
- Приемлемые сроки поставки, возможна ускоренная поставка.
- Доставку товара в любую точку России и стран СНГ.
- Комплексную поставку.
- Работу по проектам и поставку образцов.
- Формирование склада под заказчика.
- Сертификаты соответствия на поставляемую продукцию (по желанию клиента).
- Тестирование поставляемой продукции.
- Поставку компонентов, требующих военную и космическую приемку.
- Входной контроль качества.
- Наличие сертификата ISO.

В составе нашей компании организован Конструкторский отдел, призванный помогать разработчикам, и инженерам.

Конструкторский отдел помогает осуществить:

- Регистрацию проекта у производителя компонентов.
- Техническую поддержку проекта.
- Защиту от снятия компонента с производства.
- Оценку стоимости проекта по компонентам.
- Изготовление тестовой платы монтаж и пусконаладочные работы.



Тел: +7 (812) 336 43 04 (многоканальный)

Email: org@lifeelectronics.ru

www.lifeelectronics.ru