

LOC	DIST	REVISIONS					
		P	LTN	DESCRIPTION	DATE	DMN	APVD
ES	00	R9		REVISED 8-1	05NOV2014	CZ	SZ
		S		ADD NEW DASH NUMBER 8-2	07FEB2015	CZ	SZ
		S2		REVISED 8-2 CUSTOMER	09MAR2015	CZ	SZ



- 1 "AMP", PART NUMBER AND DATE CODE TO BE MARKED IN AREA SHOWN. PARTS UNDER 2.00 LONG MAY BE MARKED ON BOTH SIDES
- 2 MATERIAL: HOUSING - GLASS FILLED HIGH TEMP THERMO PLASTIC, UL94 V-0
SIGNAL CONTACT - HIGH CONDUCTIVITY COPPER ALLOY
POWER CONTACT - HIGH CONDUCTIVITY COPPER ALLOY
- 3 CONTACT PLATING: NOBLE METAL PLATING ON CONTACT FUNCTIONAL AREA OF POWER AND SIGNAL CONTACTS
- 4 MECHANICAL CONNECTOR KEEP OUT ZONE
- 5 DATUM AND BASIC DIMENSIONS ESTABLISHED BY CUSTOMER
- 6 PCB - ALL HOLE DIAMETERS ARE FINISHED HOLE SIZES
- 7 PCB - 0.0453 ± .0010 DRILLED HOLES PLATED WITH .0003 MIN Sn OVER .001 TO .003 Cu PLATING TO ACHIEVE A .040 ± .030 HOLE
- 8 VARIABLE DIMENSIONS SHOW ON TABLE OR PART VIEW
- 9 REFER TO PAGE 10 FOR DETAIL DIMENTIONS.



THIS DRAWING IS A CONTROLLED DOCUMENT.		DMN S. ZHAO 10APR2007	 TE Connectivity
DIMENSIONS: INCHES		CHK S. ZHAO 10APR2007	
TOLERANCES UNLESS OTHERWISE SPECIFIED:		APVD S. ZHAO	NAME
0 PLC ±		PRODUCT SPEC	RIGHT ANGLE WITH SHORT GUIDES AND LP CONTACTS ASSEMBLY MULTI-BEAM XLE
1 PLC ±.01		APPLICATION SPEC	
2 PLC ±.005		114-13251	
3 PLC ±.0020		WEIGHT	
ANGLES ±.020		FINISH	
MATERIAL		SCALE 4:1	SHEET 1 OF 42
CUSTOMER DRAWING		REV S2	

LOC	DIST	REVISIONS					
ES	00	P	LTN	DESCRIPTION	DATE	DWN	APVD
		-		SEE SHEET 1		-	-

2.100	1.495	1.020	1.990	0.250	0.250	2.200	2.340	.3450	3P + 16S + 3P	7-6450830-3
1.000	.895	.570	.890	-	-	1.100	1.240	.345	1P + 8S + 1P	7-6450830-2
4.750	3.645	3.070	4.640	.250	△	4.850	4.990	.370	3ACP + 7P + 20S + 5P	7-6450830-1
3.850	3.4675	1.010	3.740	.230	.230	3.950	4.090	.2775	6LP + 96S + 4LP	7-6450830-0
3.850	3.4675	1.010	3.740	.230	.230	3.950	4.090	.2775	6LP + 96S + 4LP	6-6450830-9
2.420	2.0375	.780	2.310	.230	.230	2.520	2.660	.2775	4LP + 48S + 4LP	6-6450830-8
5.400	4.5575	1.700	5.290	.230	.230	5.500	5.640	.2775	12LP + 112S + 8LP	6-6450830-7
2.860	2.4775	1.820	2.750	.230	.300	2.960	3.100	.370	5ACP + 24S + 4LP	6-6450830-6
2.225	1.620	1.045	2.115	.250	.250	2.325	2.465	.345	3P + 20S + 3P	6-6450830-4
3.600	2.895	1.795	3.490	.300	.250	3.700	3.840	.345	6P + 40S + 3ACP	6-6450830-3
3.030	△	1.345	△	△	△	3.130	3.270	.345	5HDP + 24S + 1P + 7LP	6-6450830-2
1.135	.9825	.550	1.025	-	-	1.235	1.375	.2775	2LP + 16S + 2LP	6-6450830-0
3.200	3.120	2.370	3.090	-	.300	3.300	3.440	.320	7ACP + 24S + 1P	5-6450830-8
2.800	1.945	1.270	2.690	.250	.250	2.900	3.040	.345	4P + 24S + 4P	5-6450830-7
2.700	1.595	1.120	2.590	.250	.300	2.800	2.940	.345	3ACP + 16S + 5P	5-6450830-6
2.655	2.5025	2.145	2.545	.115	△	2.755	2.895	.345	3ACP+3P+12S+2LP	5-6450830-5
1.350	1.020	.745	1.240	.250	.250	1.450	1.590	.320	2P + 8S + 2P	5-6450830-4
2.450	1.595	1.120	2.340	.250	.300	2.550	2.690	.345	3ACP + 16S + 4P	5-6450830-3
2.350	1.670	1.095	2.240	.200	.200	2.450	2.590	.320	4HDP + 20S + 4HDP	5-6450830-2
1.300	1.145	.520	1.190	-	-	1.400	1.540	.345	1P + 24S + 1P	5-6450830-1
1.025	.7575	.550	.915	-	-	1.125	1.265	.2775	2LP + 8S + 3LP	5-6450830-0
2.300	1.6950	1.020	2.190	.250	.250	2.400	2.540	.3450	3P + 24S + 3P	4-6450830-9
2.995	2.190	1.415	2.885	.350	.280	3.095	3.235	.3025	8LP + 24S + 3P	4-6450830-8
1.280	.875	.575	1.170	.250	-	1.380	1.520	.3015	2LP + 8S + 2P	4-6450830-7
1.750	1.345	.845	1.640	.250	.250	1.850	1.990	.395	2P + 16S + 2P	4-6450830-6
2.300	1.6950	1.020	2.190	.250	.250	2.400	2.540	.3450	3P + 24S + 3P	4-6450830-5
1.600	1.245	.770	1.490	.250	.250	1.700	1.840	.3450	2P + 16S + 2P	4-6450830-4
6.100	2.195	1.845	5.990	.250	.375	6.200	6.340	.395	4P + 12S + 16P	4-6450830-3
2.500	1.645	1.270	2.390	.250	.250	2.600	2.740	.3450	4P + 12S + 4P	4-6450830-2
3.675	2.445	2.045	3.565	.375	.375	3.775	3.915	.3450	5ACP + 12S + 4ACP	3-6450830-8
1.190	-	1.060	1.080	-	.230	1.290	1.430	.3775	6LP + 8S	3-6450830-7
1.920	1.0775	.870	1.810	-	.300	2.020	2.160	.320	2ACP + 8S + 4LP	3-6450830-6
2.195	1.465	.865	2.085	△	.215	2.295	2.435	.2775	3LP + 20S + 4HDP	3-6450830-5
4.400	3.220	2.695	4.290	△	.300	4.500	4.640	.3700	8ACP + 16S + 4ACP	3-6450830-4
3.075	2.395	1.920	2.965	△	.300	3.175	3.3150	.3700	4ACP + 12S + 3P	3-6450830-3
3.075	2.395	1.920	2.965	△	.300	3.175	3.3150	.3700	4ACP + 12S + 3P	3-6450830-2
.935	.7825	.550	.825	-	-	1.035	1.175	.2775	2LP + 8S + 2LP	3-6450830-1
3.075	2.395	1.920	2.965	△	.300	3.175	3.3150	.3700	4ACP + 12S + 3P	3-6450830-0
2.160	1.7775	1.145	2.050	-	.300	2.260	2.400	.3450	3ACP + 24S + 4LP	2-6450830-9
1.600	1.295	.720	1.490	.200	.200	1.700	1.840	.3450	2P + 20S + 2P	2-6450830-8
1.500	1.195	.720	1.390	.200	.200	1.600	1.740	.3450	2P + 16S + 2P	2-6450830-7
1.475	1.320	.595	1.365	-	-	1.575	1.715	.3700	1P + 24S + 1P	2-6450830-6
2.100	1.795	.720	1.990	.200	.200	2.200	2.340	.3450	2P + 40S + 2P	2-6450830-4
2.750	2.0450	1.270	2.640	.300	.250	2.850	2.990	.3450	4P + 28S + 3ACP	1-6450830-9
2.460	1.8575	.625	2.350	-	-	2.560	2.700	.1700	1P+2LP+48S+2LP+1P	1-6450830-7
△	-	-	-	-	-	-	-	-	4P+16S+24S+2HDP	1-6450830-8
2.750	2.0450	1.270	2.640	.300	.250	2.850	2.990	.3450	4P + 28S + 3ACP	1-6450830-5
1.800	1.4450	.770	1.690	.250	.250	1.900	2.040	.3450	2P + 24S + 2P	1-6450830-4
2.375	1.520	.845	2.265	.250	.300	2.475	2.615	.3450	2ACP + 24S + 4P	1-6450830-3
3.000	2.5025	1.945	2.890	.230	△	3.000	3.240	.3200	8HDP + 20S + 5LP	1-6450830-2
3.615	1.6850	1.010	3.505	△	.230	3.715	3.855	.2775	6LP + 24S + 10P	1-6450830-0
2.300	1.6950	1.020	2.190	.250	.250	2.400	2.540	.3450	3P + 24S + 3P	6450830-9
2.480	2.3275	1.520	2.370	-	.250	2.580	2.720	.3450	5P + 32S + 2LP	6450830-8
3.400	2.2950	1.570	3.290	.250	.250	3.500	3.640	.3450	5P + 24S + 5P	6450830-7
1.800	1.4450	.770	1.690	.250	.250	1.900	2.040	.3450	2P + 24S + 2P	6450830-5
1.780	1.6025	.770	1.670	-	.250	1.880	2.020	.3450	2P + 32S + 2LP	6450830-4
2.310	1.6725	1.240	2.200	.230	.230	2.410	2.550	.3025	8LP + 16S + 6LP	6450830-3
2.315	1.7100	1.035	2.205	.250	.230	2.415	2.555	.3025	6LP + 24S + 3P	6450830-2
.935	.7825	.550	.825	-	-	1.035	1.175	.2775	2LP + 8S + 2LP	6450830-1
DIM V	DIM R	DIM W	DIM U	DIM S	DIM T	DIM D	DIM L	DIM K	DESCRIPTION	PART NUMBER

4.350	2.405	1.380	4.240	△	△	4.450	4.590	.2775	9LP + 36S + 1P + 16LP	8-6450830-2
4.500	2.170	.795	4.390	△	△	4.600	4.740	.345	2P + 48S + 10P	8-6450830-1
2.250	1.645	1.170	2.140	.250	.300	2.300	2.490	.370	3ACP + 16S + 3P	8-6450830-0
4.300	2.695	2.020	4.190	.250	.250	4.400	4.540	.345	7P + 24S + 7P	7-6450830-9
4.180	3.325	1.700	4.070	.250	.230	4.280	4.420	.2775	12LP + 60S + 4P	7-6450830-8
2.650	2.545	1.270	2.540	-	.250	2.750	2.890	.345	4P + 48S + 1P	7-6450830-7
1.750	1.3675	1.060	1.755	.230	.230	1.850	1.990	.2775	3LP + 12S + 4LP	7-6450830-6
DIM V	DIM R	DIM W	DIM U	DIM S	DIM T	DIM D	DIM L	DIM K	DESCRIPTION	PART NUMBER

THIS DRAWING IS A CONTROLLED DOCUMENT.

DWN S. ZHAO 10APR2007
 CHK S. ZHAO 10APR2007

DIMENSIONS: INCHES
 TOLERANCES UNLESS OTHERWISE SPECIFIED:
 0 PLC ±.
 1 PLC ±.01
 2 PLC ±.01
 3 PLC ±.005
 4 PLC ±.0025
 ANGLES ±.0025

MATERIAL: . FINISH: .

RIGHT ANGLE WITH SHORT GUIDES AND LP CONTACTS ASSEMBLY MULTI-BEAM XLE

SIZE: A1 CAGE CODE: 114-13251 DRAWING NO: 100779 CUSTOMER DRAWING SCALE: 4:1 SHEET 2 OF 42 REV: S2

LOC	DIST	REVISIONS					
ES	00	P	LTN	DESCRIPTION	DATE	DMN	APVD
		-		SEE SHEET 1	-	-	-



FOR "P+S+P" CONFIGURATION
 UNSPECIFY DIMENSIONS PLEASE REFER TO PAGE 1



FOR "P+S+LP" CONFIGURATION
 UNSPECIFY DIMENSIONS PLEASE REFER TO PAGE 1

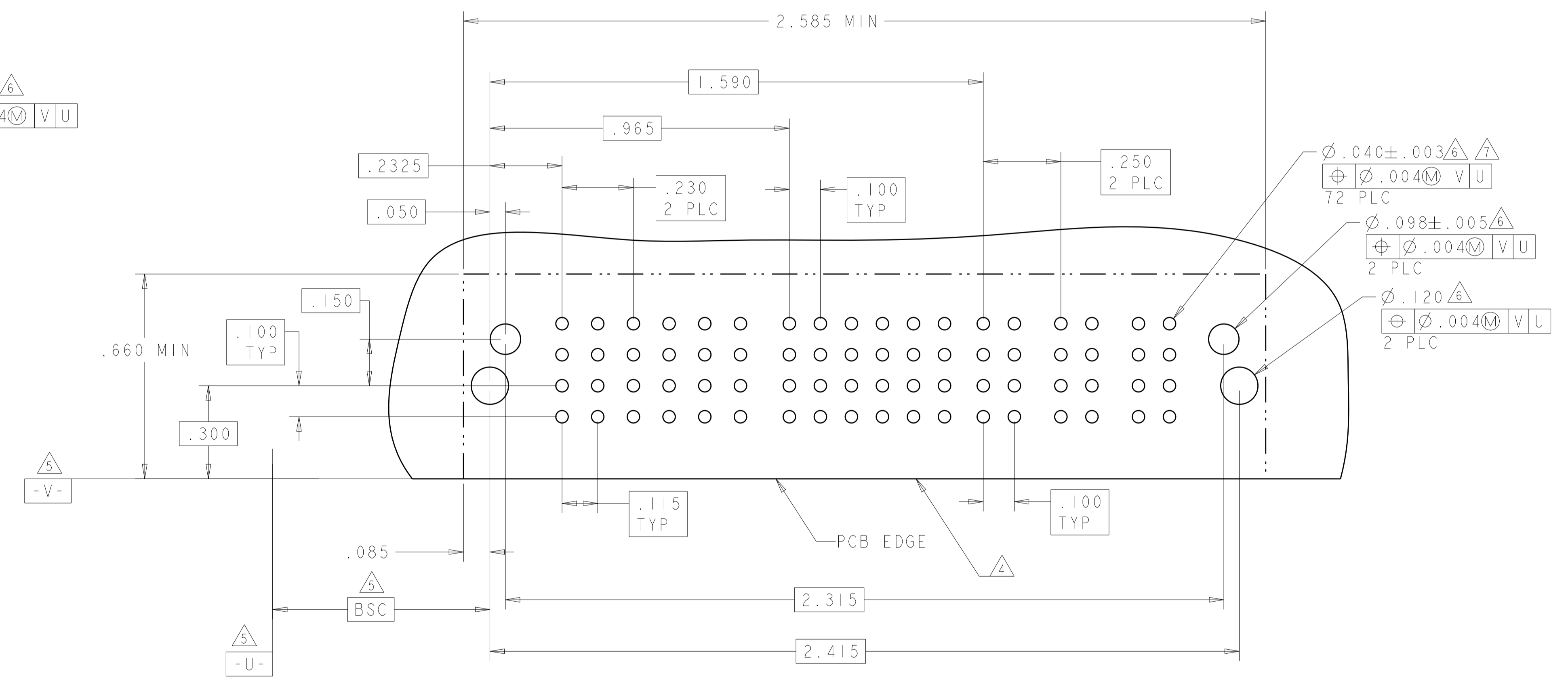
DESCRIPTION	IDENTIFIER
HOLD DOWN	HD
.135 SIGNAL CON, ROW D,MFBL LL=.304	FJ
.135 SIGNAL CON, ROW C,MFBL LL=.304	FK
.135 SIGNAL CON, ROW B,MFBL LL=.304	FN
.135 SIGNAL CON, ROW A,MFBL LL=.304	FS
.135 SIGNAL CON, ROW D,MLBF LL=.204	E
.135 SIGNAL CON, ROW C,MLBF LL=.204	F
.135 SIGNAL CON, ROW B,MLBF LL=.204	G
.135 SIGNAL CON, ROW A,MLBF LL=.204	H
.135 SIGNAL CON, ROW D,STANDARD LL=.254	J
.135 SIGNAL CON, ROW C,STANDARD LL=.254	K
.135 SIGNAL CON, ROW B,STANDARD LL=.254	N
.135 SIGNAL CON, ROW A,STANDARD LL=.254	S
.135 STANDARD POWER CON,3 BEAMS	TM
.135 SOLDER LOWER POWER,MFBL	LMF
.135 SOLDER LOWER POWER,STD	LM
.135 SOLDER LOWER POWER,MLBF	LML

THIS DRAWING IS A CONTROLLED DOCUMENT.		DMN S.ZHAO 10APR2007	TE Connectivity NAME RIGHT ANGLE WITH SHORT GUIDES AND LP CONTACTS ASSEMBLY MULTI-BEAM XLE
DIMENSIONS: INCHES		CHK S.ZHAO 10APR2007	
TOLERANCES UNLESS OTHERWISE SPECIFIED: 0 PLC ±. 1 PLC ±.01 2 PLC ±.01 3 PLC ±.005 4 PLC ±.0020 ANGLES ±.020		APVD S.ZHAO	PRODUCT SPEC 108-2292 APPLICATION SPEC 114-13251 WEIGHT CUSTOMER DRAWING
MATERIAL FINISH		SIZE CAGE CODE DRAWING NO A100779C=6450830 SCALE 4:1 SHEET 3 OF 42 REV S2	RESTRICTED TO

LOC	DIST	REVISIONS			
P	LTN	DESCRIPTION	DATE	OWN	APVD
-	-	SEE SHEET 1	-	-	-

PART NUMBER	ROWS	POWER		SIGNAL		POWER	
		P1	P2	1	2	P3	P4
		LM	LM	J	J	LM	LM
6450830-1	D C B A	LM	LM	K	K	LM	LM
		N	N	N	N		
		S	S	S	S		
2LP + 8S + 2LP							

PART NUMBER	ROWS	POWER						SIGNAL						POWER		
		LP1	LP2	LP3	LP4	LP5	LP6	1	2	3	4	5	6	P1	P2	P3
		LM	LM	LM	LM	LM	LM	J	J	J	J	J	J	J	TM	TM
6450830-2	D C B A	LM	LM	LM	LM	LM	LM	K	K	K	K	K	K	TM	TM	TM
		N	N	N	N	N	N	N	N	N	N	N				
		S	S	S	S	S	S	S	S	S	S	S				
6LP + 24S + 3P																



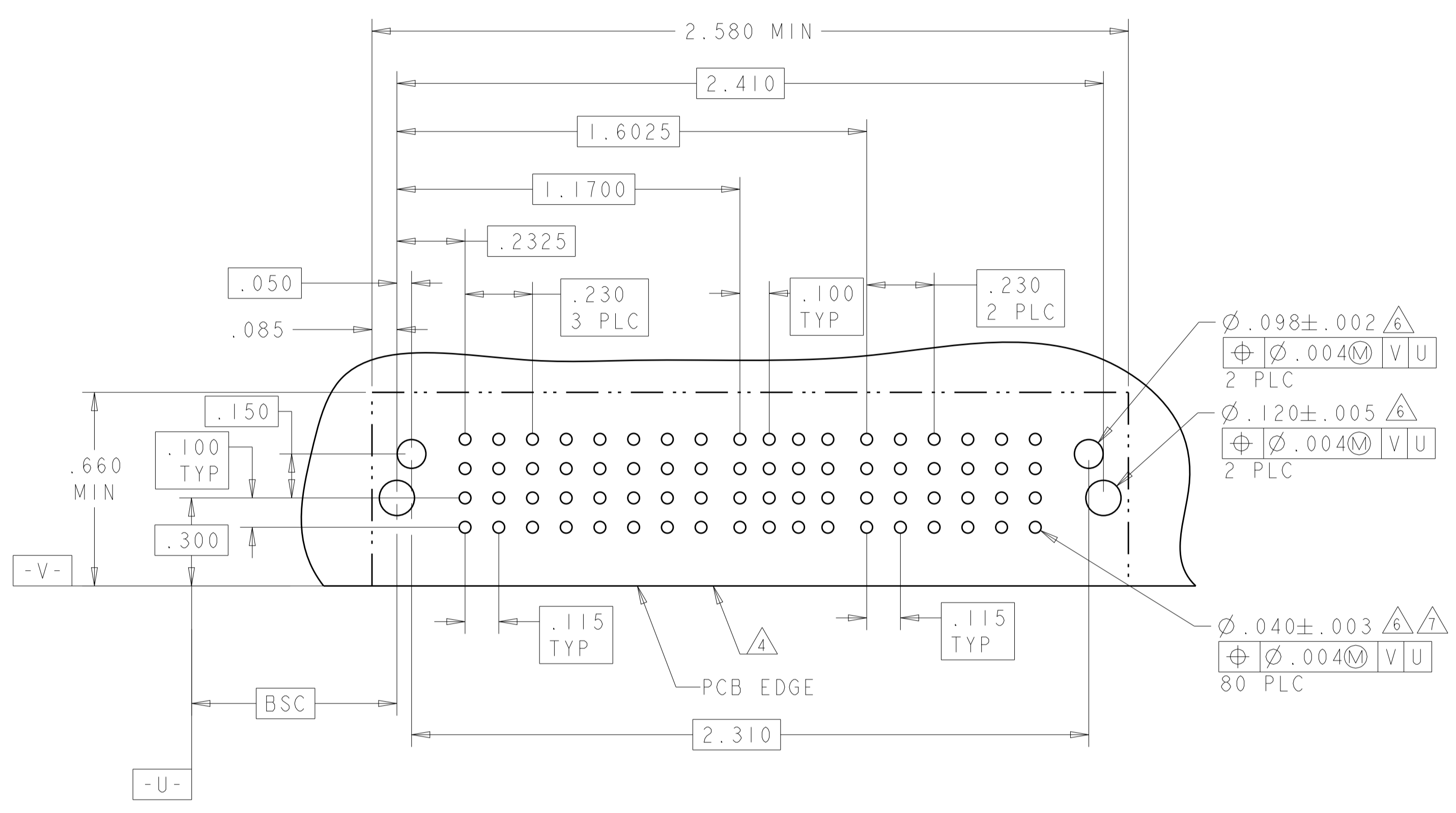
THIS DRAWING IS A CONTROLLED DOCUMENT.

DIMENSIONS: INCHES	TOLERANCES UNLESS OTHERWISE SPECIFIED: 0 PLC ±. 1 PLC ±.01 2 PLC ±.005 3 PLC ±.0020 ANGLES ±.2°	OWN: S. ZHAO 10APR2007 CHK: S. ZHAO 10APR2007 APVD: S. ZHAO	NAME: RIGHT ANGLE WITH SHORT GUIDES AND LP CONTACTS ASSEMBLY MULTI-BEAM XLE
MATERIAL:	FINISH:	PRODUCT SPEC: 108-2292 APPLICATION SPEC: 114-13251 WEIGHT:	SIZE: A1 CAGE CODE: 00779 DRAWING NO: C=6450830
CUSTOMER DRAWING		SCALE: 4:1	SHEET 4 OF 42 REV: S2

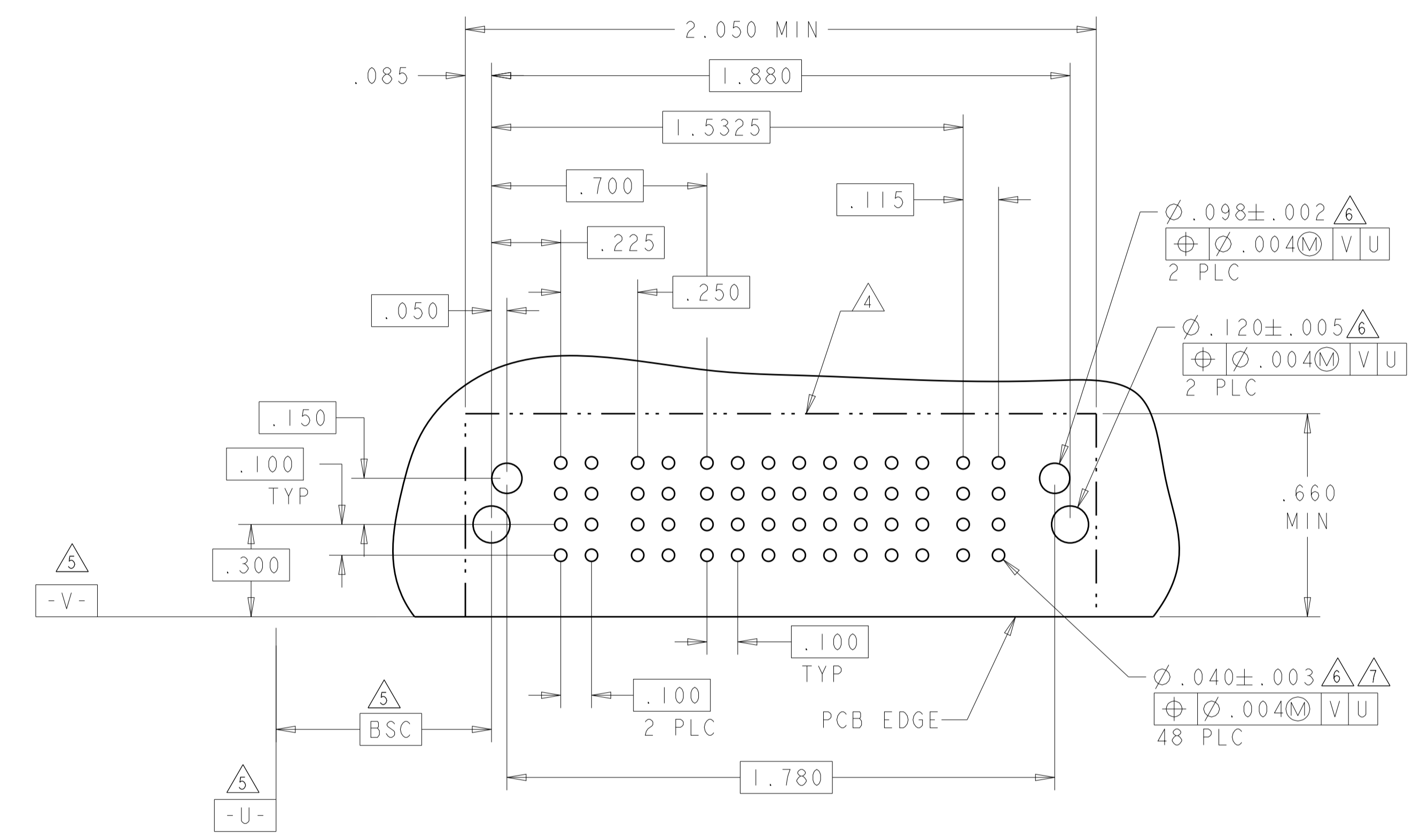
4805 (3/11)


LOC	DIST	REVISIONS					
ES	00	P	LTM	DESCRIPTION	DATE	DWN	APVD
				SEE SHEET 1			

PART NUMBER	ROWS	POWER								SIGNAL				POWER					
		LP1	LP2	LP3	LP4	LP5	LP6	LP7	LP8	1	2	3	4	LP9	LP10	LP11	LP12	LP13	LP14
6450830-3	D C B A	LM	LM	LM	LM	LM	LM	LM	LM	J	J	J	J	LM	LM	LM	LM	LM	LM
		HD								S	S	S	S						
		8LP + 16S + 6LP																	



PART NUMBER	ROWS	POWER		SIGNAL								POWER				
		PI	P2	1	2	3	4	5	6	7	8	LPI	LP2			
6450830-4	D C B A	TM	TM	J	J	J	J	J	J	J	J	J	J	LM	LM	
		HD		K	K	K	K	K	K	K	K	K	K			
				S	S	S	S	S	S	S	S	S	S			
		2P + 32S + 2LP														



THIS DRAWING IS A CONTROLLED DOCUMENT.		DWN S. ZHAO 10APR2007	 TE Connectivity
DIMENSIONS: INCHES		CHK S. ZHAO 10APR2007	
TOLERANCES UNLESS OTHERWISE SPECIFIED:		APVD S. ZHAO	NAME RIGHT ANGLE WITH SHORT GUIDES AND LP CONTACTS ASSEMBLY MULTI-BEAM XLE
0 PLC ±.01		PRODUCT SPEC 108-2292	SIZE CAGE CODE DRAWING NO RESTRICTED TO
1 PLC ±.01		APPLICATION SPEC 114-13251	A100779C=6450830
2 PLC ±.005		WEIGHT	SCALE 4:1 SHEET 5 OF 42 REV S2
3 PLC ±.0020		MATERIAL	CUSTOMER DRAWING
ANGLES ±.2°		FINISH	

LOC	DIST	REVISIONS			
P	LTN	DESCRIPTION	DATE	DMN	APVD
-	-	SEE SHEET 1	-	-	-

PART NUMBER	ROWS	POWER		SIGNAL						POWER		
		P1	P2	1	2	3	4	5	6	P3	P4	
6450830-5	D	TM	TM	J	J	J	J	J	J	TM	TM	HD
	C			K	K	K	K	K	K			
	B			N	N	N	N	N	N			
	A			S	S	S	S	S	S			
2P + 24S + 2P												

PART NUMBER	ROWS	POWER					SIGNAL						POWER				
		P1	P2	P3	P4	P5	1	2	3	4	5	6	P6	P7	P8	P9	P10
6450830-7	D	TM	TM	TM	TM	TM	J	J	J	J	J	J	TM	TM	TM	TM	TM
	C						K	K	K	K	K	K					
	B						N	N	N	N	N	N					
	A						S	S	S	S	S	S					
5P + 24S + 5P																	



THIS DRAWING IS A CONTROLLED DOCUMENT.

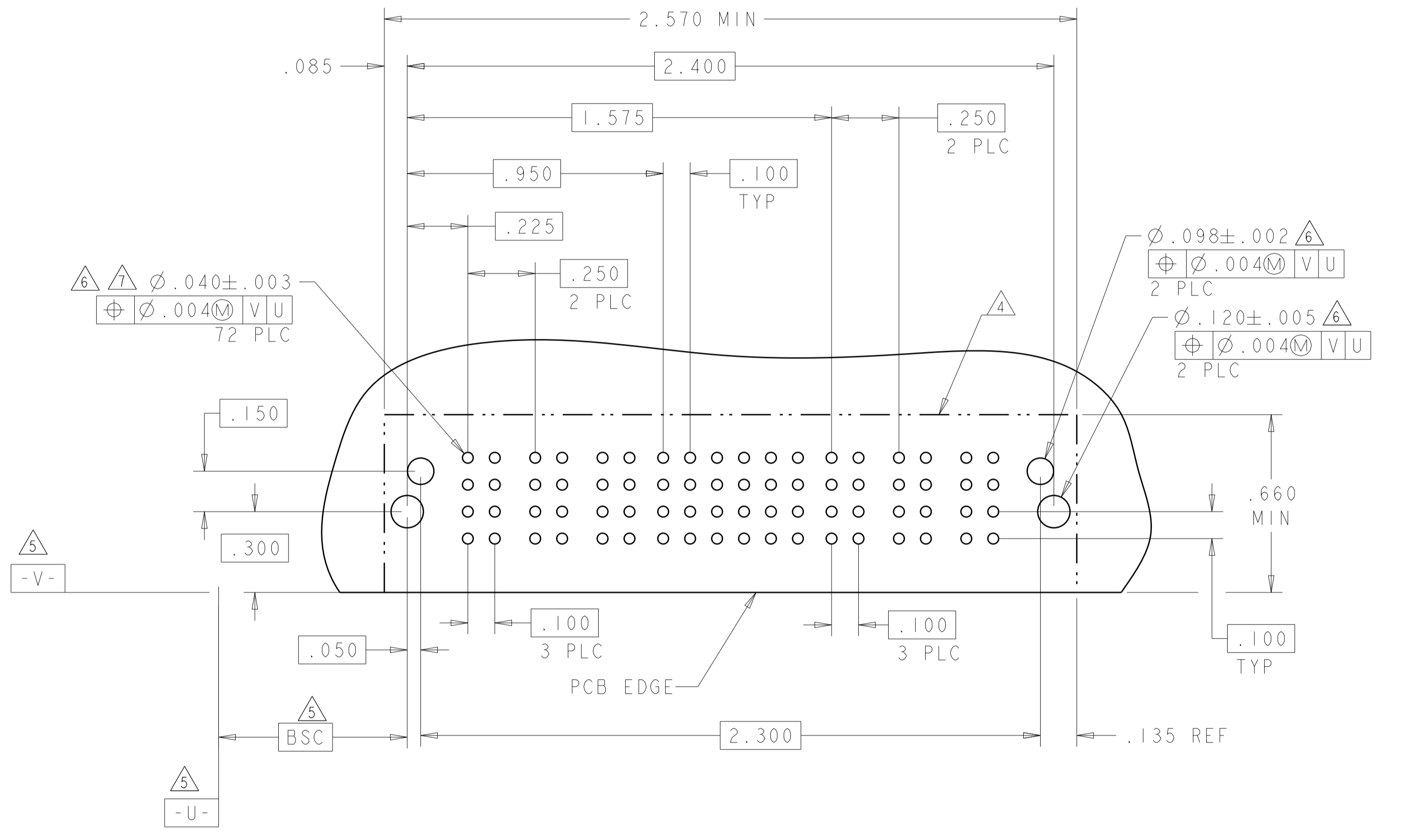
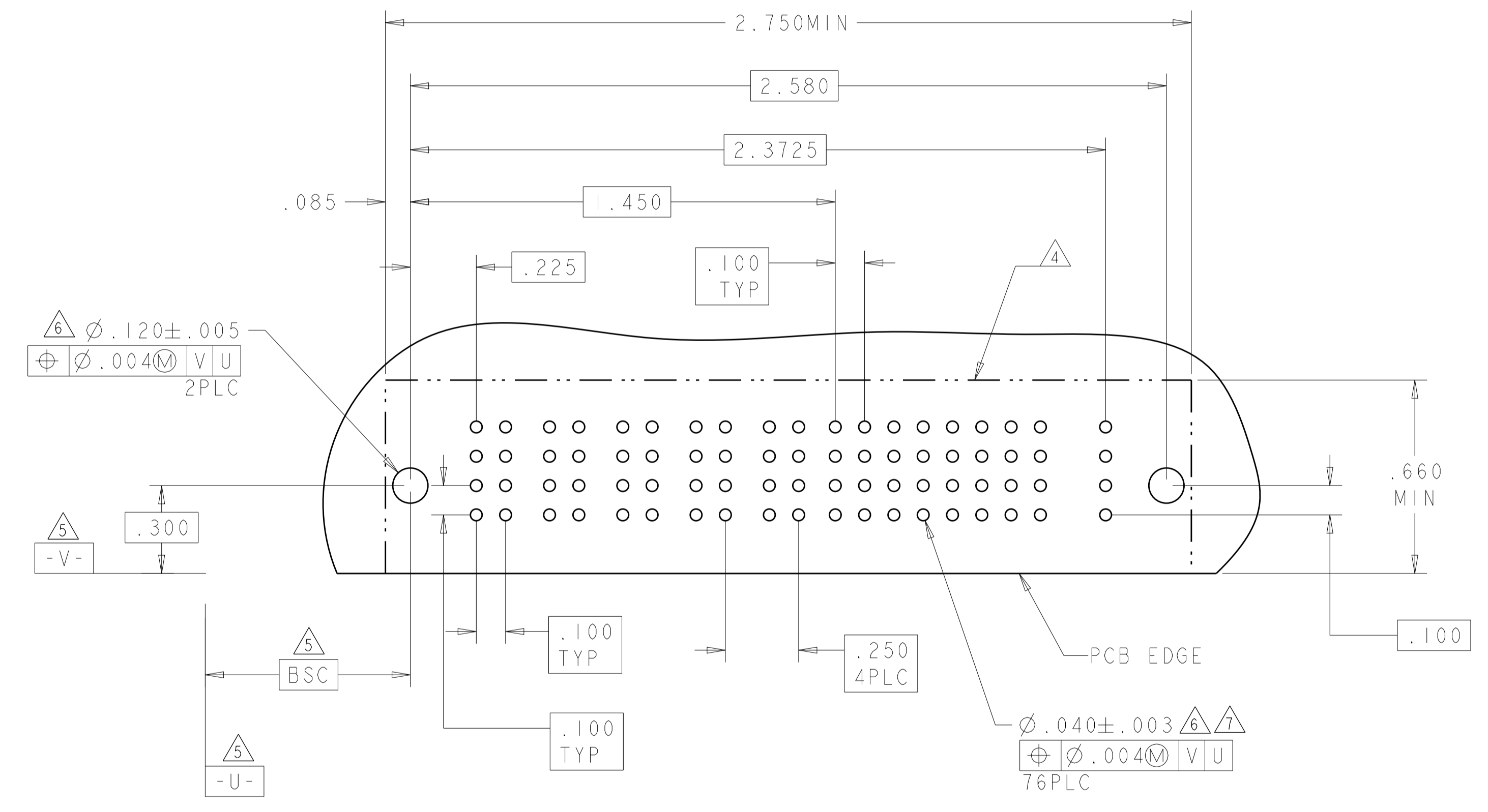
DIMENSIONS:	TOLERANCES UNLESS OTHERWISE SPECIFIED:	DMN S. ZHAO 10APR2007	
INCHES	0 PLC ± .01 1 PLC ± .01 2 PLC ± .01 3 PLC ± .005 4 PLC ± .0020 ANGLES ± 30°	CHK S. ZHAO 10APR2007	
MATERIAL	FINISH	APVD S. ZHAO	NAME
		PRODUCT SPEC	RIGHT ANGLE WITH SHORT GUIDES AND LP CONTACTS ASSEMBLY MULTI-BEAM XLE
		APPLICATION SPEC	SIZE CAGE CODE DRAWING NO
		114-13251	A100779C=6450830
		WEIGHT	RESTRICTED TO
		CUSTOMER DRAWING	SCALE 4:1 SHEET 6 OF 42 REV S2

LOC	DIST	REV	DATE	BY	APPV
ES	00				
REVISIONS			DESCRIPTION	DATE	BY
			SEE SHEET 1		

PART NUMBER	ROWS	POWER					SIGNAL						POWER				
		P1	P2	P3	P4	P5	1	2	3	4	5	6	5	6	P6	P7	
6450830-8	D	TM	TM	TM	TM	TM	J	J	J	J	J	J	J	J	LM		
	C						K	K	K	K	K	K	K	K			
	B						N	N	N	N	N	N	N	N			N
	A						S	S	S	S	S	S	S	S			S
5P + 32S + 2LP																	

NO CONTACT LOADED

PART NUMBER	ROWS	POWER			SIGNAL						POWER					
		P1	P2	P3	1	2	3	4	5	6	P4	P5	P6			
6450830-9	D	TM	TM	TM	J	J	J	J	J	J	J	J	J	TM	TM	TM
	C				K	K	K	K	K	K	K	K				
	B				N	N	N	N	N	N	N	N	N			
	A				S	S	S	S	S	S	S	S	S			
3P + 24S + 3P																

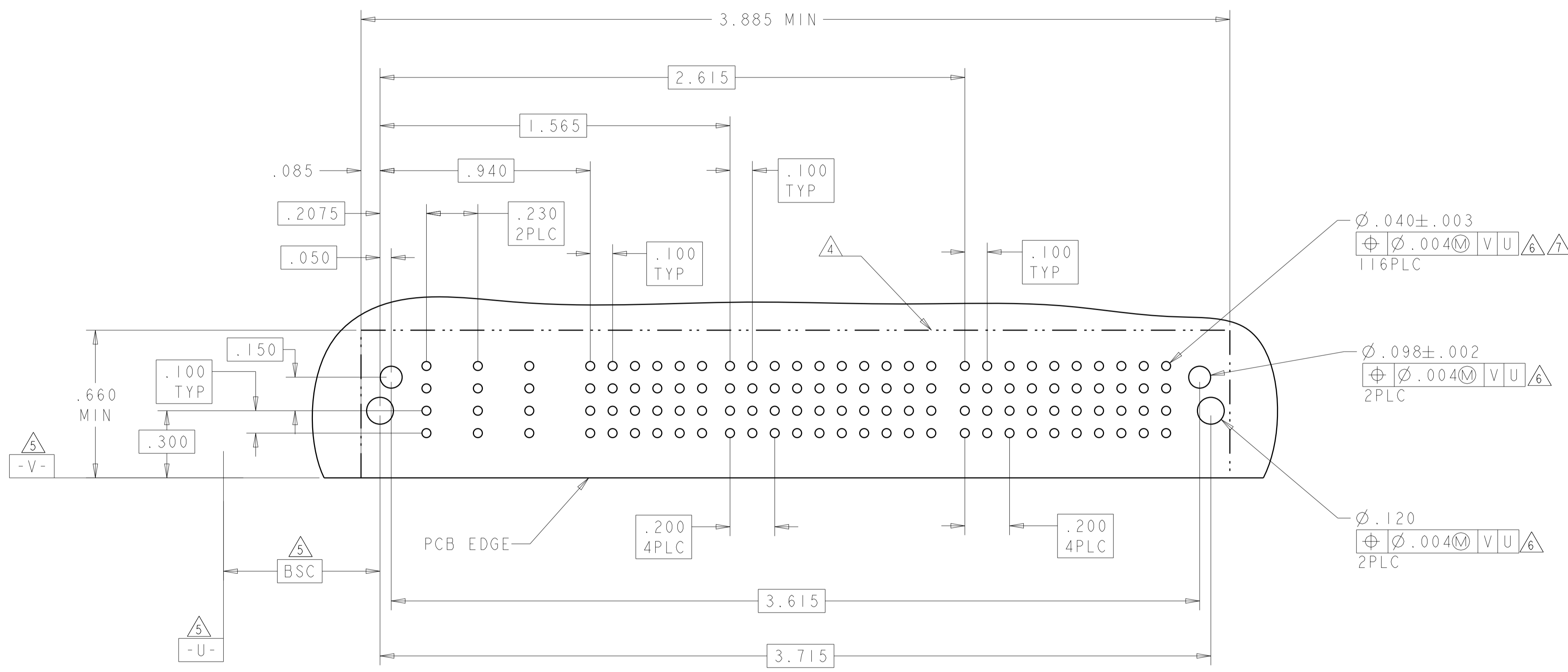


THIS DRAWING IS A CONTROLLED DOCUMENT.		OWN: S. ZHAO 10APR2007	 TE Connectivity
DIMENSIONS: INCHES		CHK: S. ZHAO 10APR2007	
TOLERANCES UNLESS OTHERWISE SPECIFIED:		APVD: S. ZHAO	NAME: RIGHT ANGLE WITH SHORT GUIDES AND LP CONTACTS ASSEMBLY MULTI-BEAM XLE
0 PLC ±.01		PRODUCT SPEC: 108-2292	SIZE: A1
1 PLC ±.01		APPLICATION SPEC: 114-13251	CAGE CODE: 6450830
2 PLC ±.01		WEIGHT: -	RESTRICTED TO: -
3 PLC ±.005		CUSTOMER DRAWING	SCALE: 4:1
4 PLC ±.0020			SHEET 7 OF 42
ANGLES ±.020			REV: S2
FINISH: -			

LOC		DIST		REVISIONS			
ES	00	P	LTM	DESCRIPTION	DATE	OWN	APVD
				SEE SHEET 1			

PART NUMBER	ROWS	POWER						SIGNAL						POWER						HD					
		LP1	LP2	LP3	LP4	LP5	LP6	1	2	3	4	5	6	P1	P2	P3	P4	P5	P6		P7	P8	P9	P10	
I-6450830-0	D	LM	LM	LM	LM	LM	J	J	J	J	J	J	TM	TM	TM	TM	TM	TM	TM	TM	TM	TM	TM	HD	
	C						K	K	K	K	K	K													K
	B						N	N	N	N	N	N													N
A	A	S	S	S	S	S	S	S	S	S	S	S	S	S	S	S	S	S	S	S	S	S	S	S	
6LP + 24S + 10P																									

NO CONTACTS LOADED



THIS DRAWING IS A CONTROLLED DOCUMENT.		OWN S. ZHAO 10APR2007	TE Connectivity NAME RIGHT ANGLE WITH SHORT GUIDES AND LP CONTACTS ASSEMBLY MULTI-BEAM XLE
DIMENSIONS: INCHES		CHK S. ZHAO 10APR2007	
TOLERANCES UNLESS OTHERWISE SPECIFIED: 0 PLC ± .01 1 PLC ± .01 2 PLC ± .01 3 PLC ± .005 4 PLC ± .002 ANGLES ± 0.020 °		APVD S. ZHAO	
MATERIAL	FINISH	PRODUCT SPEC 108-2292	RESTRICTED TO
		APPLICATION SPEC 114-13251	SIZE CAGE CODE DRAWING NO. A100779C-6450830
		WEIGHT	SCALE 4:1 SHEET 8 OF 42 REV S2
CUSTOMER DRAWING			

LOC	DIST	REVISIONS			
ES	00	REV	DATE	BY	APPV
		1	SEE SHEET 1		

PART NUMBER	ROWS	POWER		SIGNAL						POWER			
		P1	P2	1	2	3	4	5	6	P3	P4	P5	P6
I-6450830-3	D	TM	TM	J	J	J	J	J	J	TM	TM	TM	TM
	C			K	K	K	K	K	K				
	B			N	N	N	N	N	N				
A	S	S	S	S	S	S							
2ACP + 24S + 4P													



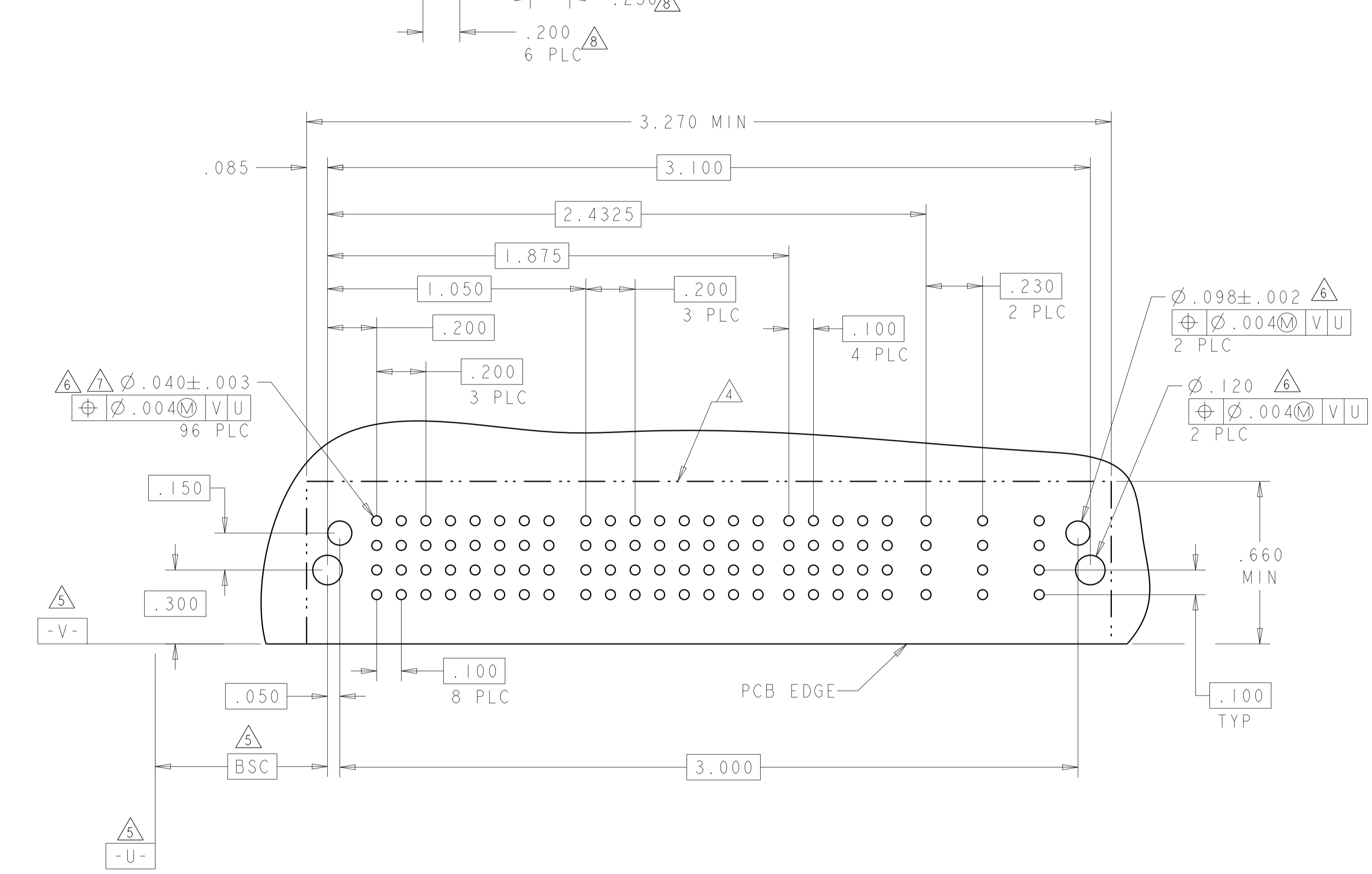
PART NUMBER	ROWS	POWER		SIGNAL						POWER			
		P1	P2	1	2	3	4	5	6	P3	P4		
I-6450830-4	D	TM	TM	J	J	J	J	J	J	TM	TM	TM	TM
	C			K	K	K	K	K	K				
	B			N	N	G	N	N	N				
A	S	S	S	S	S	S							
2P + 24S + 2P													



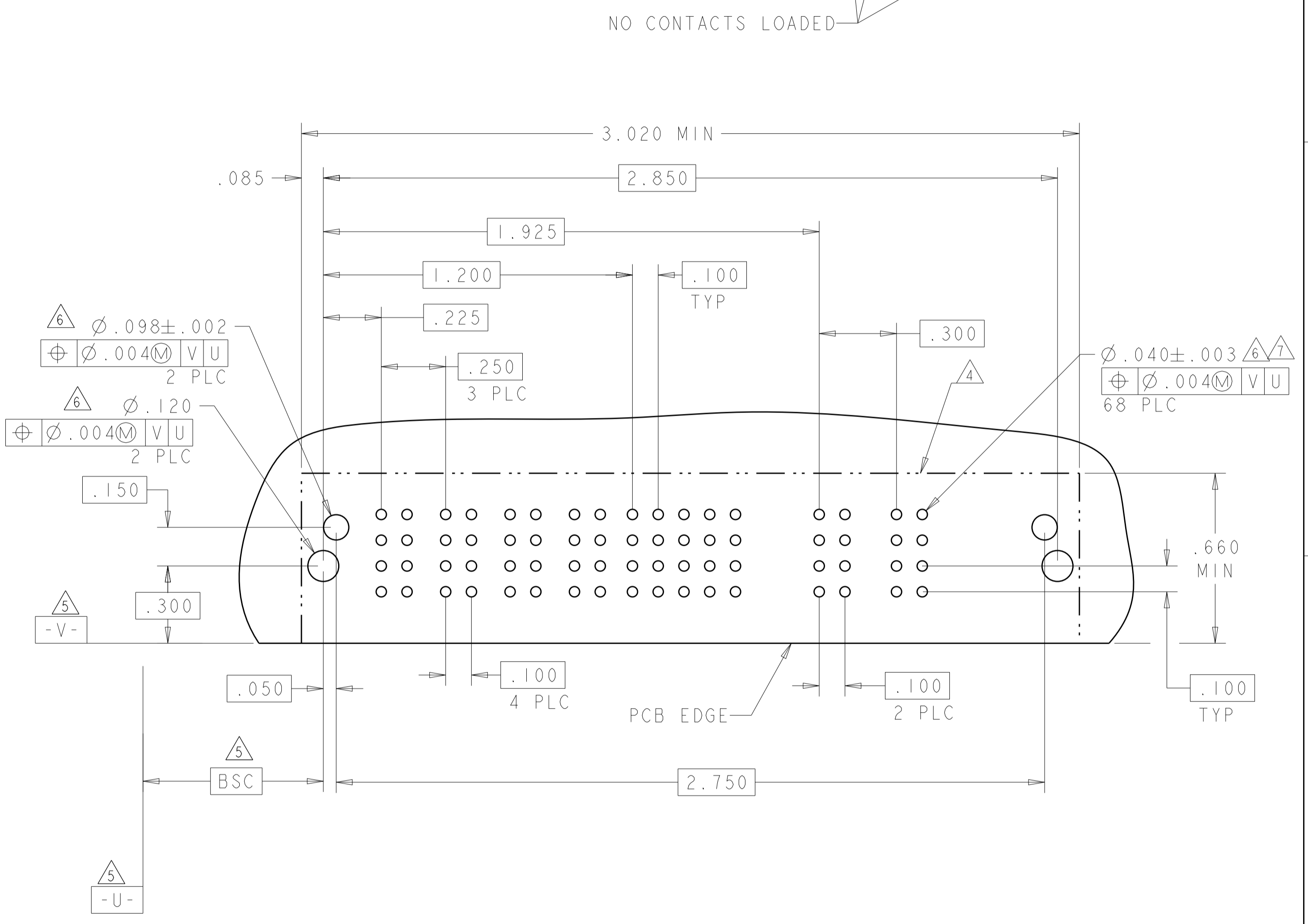
THIS DRAWING IS A CONTROLLED DOCUMENT.		OWN: S. ZHAO 10APR2007	 TE Connectivity
DIMENSIONS: INCHES		CHK: S. ZHAO 10APR2007	
TOLERANCES UNLESS OTHERWISE SPECIFIED:		APVD: S. ZHAO	NAME: RIGHT ANGLE WITH SHORT GUIDES AND LP CONTACTS ASSEMBLY MULTI-BEAM XLE
0 PLC ±. 1 PLC ±.01 2 PLC ±.01 3 PLC ±.005 4 PLC ±.0020 ANGLES ±.2°		PRODUCT SPEC: 108-2292	RESTRICTED TO:
MATERIAL: -		APPLICATION SPEC: 114-13251	SIZE: A100779
FINISH: -		WEIGHT: -	CAGE CODE: C=6450830
		CUSTOMER DRAWING	SCALE: 4:1 SHEET 9 OF 42 REV: S2

LOC	DIST	REVISIONS		
ES	00	REV	DATE	APVD
		SEE SHEET 1		

PART NUMBER	ROWS	POWER								SIGNAL					POWER				
		P1	P2	P3	P4	P5	P6	P7	P8	1	2	3	4	5	LP1	LP2	LP3	LP4	LP5
I-6450830-2	D	TM	TM	TM	TM	TM	TM	TM	TM	J	J	J	J	J	LMF				
	C									K	K	K	K	K					
	B									N	N	N	N	N					
A									S	S	S	S	S						
8HDP + 20S + 5LP																			



PART NUMBER	ROWS	POWER				SIGNAL							POWER		
		P1	P2	P3	P4	1	2	3	4	5	6	7	P5	P6	P7
I-6450830-5	D	TM	TM	TM	TM	J	J	J	J	J					
	C					K	K	K	K	K					
	B					N	N	N	N	N					
A						S	S	S	S	S					
4P + 28S + 3ACP															



THIS DRAWING IS A CONTROLLED DOCUMENT.

DIMENSIONS: INCHES	TOLERANCES UNLESS OTHERWISE SPECIFIED: 0 PLC ± 1 PLC ±.01 2 PLC ±.01 3 PLC ±.005 4 PLC ±.0020 ANGLES ±.7°	OWN: S. ZHAO 10APR2007 CHK: S. ZHAO 10APR2007 APVD: S. ZHAO	NAME: RIGHT ANGLE WITH SHORT GUIDES AND LP CONTACTS ASSEMBLY MULTI-BEAM XLE
MATERIAL	FINISH	PRODUCT SPEC: 108-2292 APPLICATION SPEC: 114-13251 WEIGHT	SIZE: A100779C=6450830 CAGE CODE: DRAWING NO: 6450830
CUSTOMER DRAWING		SCALE: 4:1 SHEET 10 OF 42 REV: S2	

4805 (3/11)

LOC	DIST	REVISIONS			
P	LTN	DESCRIPTION	DATE	DWN	APVD
-	-	SEE SHEET 1	-	-	-



PART NUMBER: 1-6450830-8

PART NUMBER	ROWS	POWER				SIGNAL				BLANK	SIGNAL						POWER		
		P1	P2	P3	P4	1	2	3	4		5	6	7	8	9	10	P5	P6	
1-6450830-8	D C B A	TM	TM	TM	TM	J	J	J	J		J	J	J	J	J	J	J	TM	TM
						N	N	N	N		N	N	N	N	N	N	N		
						S	S	S	S		S	S	S	S	S	S	S		

4P + 16S + 24S + 2HDP



THIS DRAWING IS A CONTROLLED DOCUMENT.

DWN: S. ZHAO 10APR2007
CHK: S. ZHAO 10APR2007
APVD: S. ZHAO

TE Connectivity

NAME: RIGHT ANGLE WITH SHORT GUIDES AND LP CONTACTS ASSEMBLY MULTI-BEAM XLE

PRODUCT SPEC: 108-2292
APPLICATION SPEC: 114-13251
WEIGHT: -

SIZE: A1
CAGE CODE: 6450830
DRAWING NO: 100779

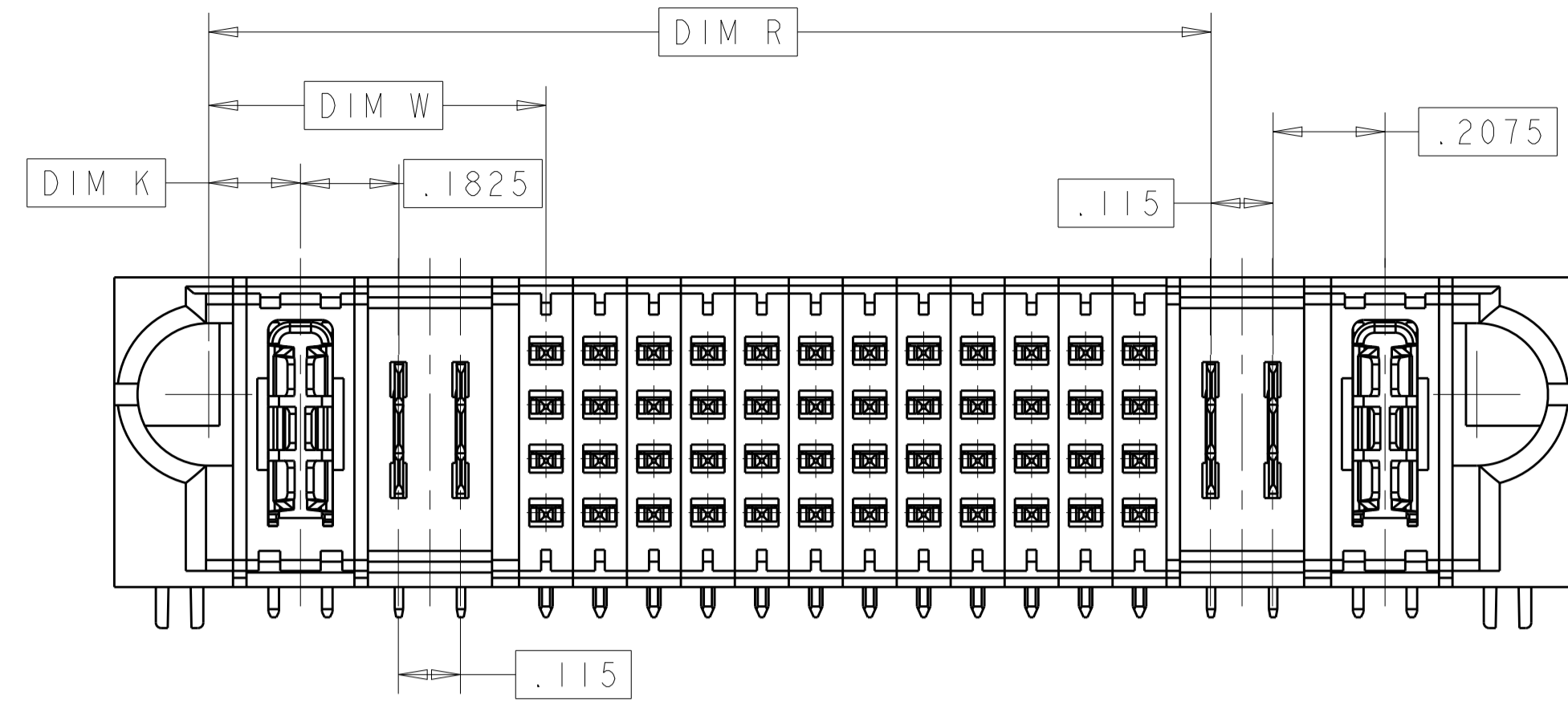
RESTRICTED TO: -

CUSTOMER DRAWING

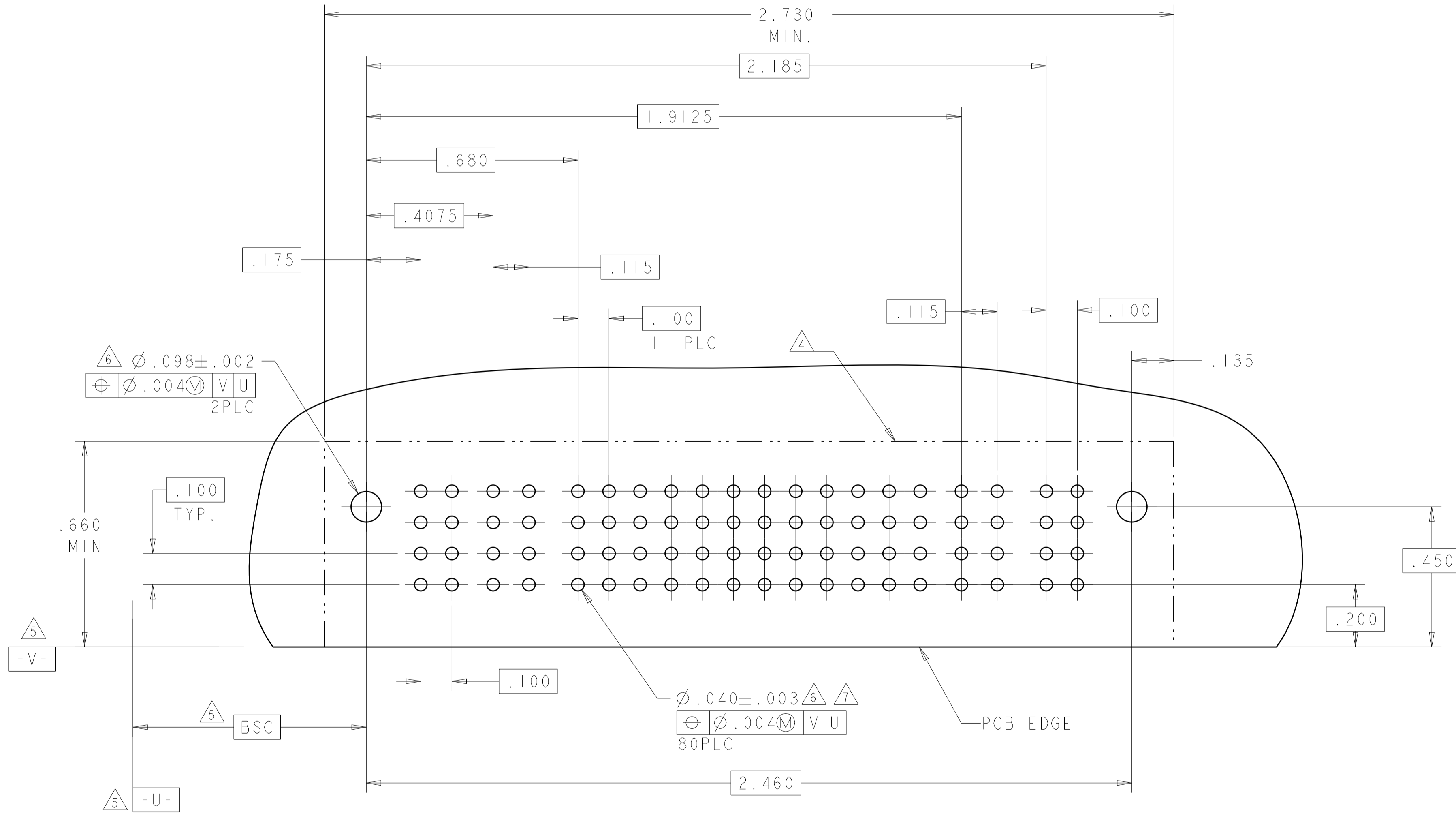
SCALE: 4:1 SHEET 11 OF 42 REV: S2

LOC	DIST	REVISIONS					
ES	00	P.	LTM	DESCRIPTION	DATE	DMN	APVD
		-	-	SEE SHEET 1	-	-	-

PART NUMBER	ROWS	POWER			SIGNAL												CONTACTS			
		PI	LPI	LP2	1	2	3	4	5	6	7	8	9	10	11	12	LP3	LP4	P2	
I-6450830-7	D	TM	LML	LML	E	E	E	E	E	E	E	E	E	E	E	E	E	E	E	
	C				F	F	F	F	F	F	F	F	F	F	F	F	F	F	F	
	B				G	G	G	G	G	G	G	G	G	G	G	G	G	G	G	G
	A				H	H	H	H	H	H	H	H	H	H	H	H	H	H	H	H
		HD													LML	LMF	TM	HD		
IP + 2LP + 48S + 2LP + IP																				



P/N: I-6450830-7 CONFIGURATION
 UNSPECIFIED DIMENSION REFER TO SHEET 1



THIS DRAWING IS A CONTROLLED DOCUMENT. DWN: S.ZHAO 10APR2007
 CHK: S.ZHAO 10APR2007

DIMENSIONS: INCHES. TOLERANCES UNLESS OTHERWISE SPECIFIED: 0 PLC ±.01, 1 PLC ±.01, 2 PLC ±.01, 3 PLC ±.005, 4 PLC ±.002, ANGLES ±.2°.

MATERIAL: - FINISH: -

APVD: S.ZHAO NAME: S. ZHAO
 PRODUCT SPEC: 108-2292
 APPLICATION SPEC: 114-13251
 WEIGHT: -

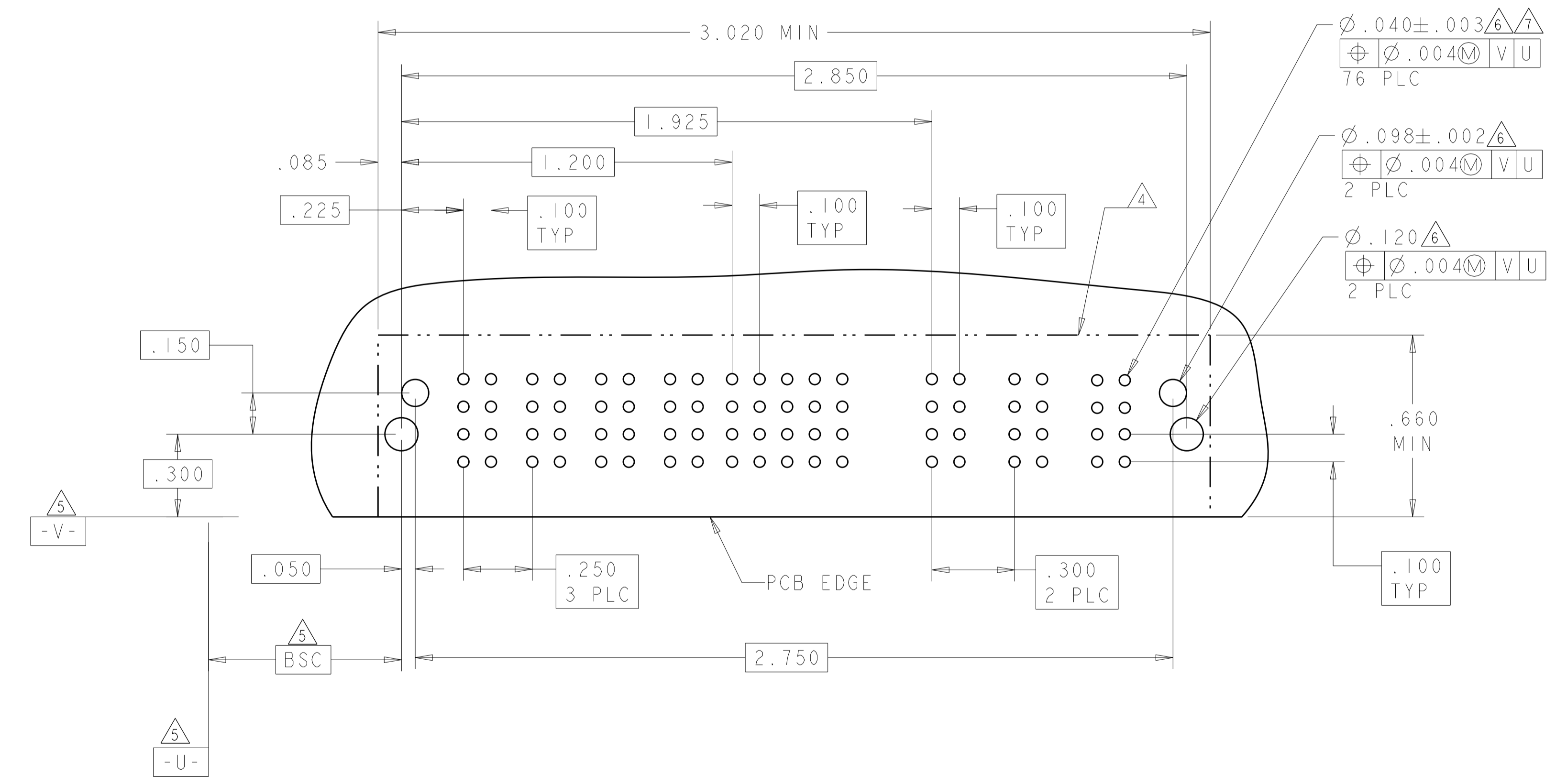
CUSTOMER DRAWING SCALE: 4:1 SHEET: 12 OF 42 REV: S2

STE TE Connectivity
 NAME: RIGHT ANGLE WITH SHORT GUIDES AND LP CONTACTS ASSEMBLY MULTI-BEAM XLE
 SIZE: A1 CAGE CODE: 100779 DRAWING NO: 6450830 RESTRICTED TO: -

LOC	DIST	REVISIONS			
ES	00	REV	DATE	BY	APPV
-	-	SEE SHEET 1	-	-	-

PART NUMBER	ROWS	POWER				SIGNAL							POWER		
		P1	P2	P3	P4	1	2	3	4	5	6	7	P5	P6	P7
I-6450830-9	D	TM	TM	TM	TM	J	J	J	J	J	TM	TM	TM	HDI	
	C					K	K	K	K	K					
	B					N	N	N	N	N					
	A					S	S	S	S	S					
4P + 28S + 3ACP															

NO CONTACTS LOADED



THIS DRAWING IS A CONTROLLED DOCUMENT.

OWN: S. ZHAO 10APR2007
 CHK: S. ZHAO 10APR2007
 APVD: S. ZHAO

TE Connectivity

NAME: RIGHT ANGLE WITH SHORT GUIDES AND LP CONTACTS ASSEMBLY MULTI-BEAM XLE

PRODUCT SPEC: 108-2292
 APPLICATION SPEC: 114-13251

SIZE: A1
 CAGE CODE: 6450830
 DRAWING NO: 100779

RESTRICTED TO: -

CUSTOMER DRAWING

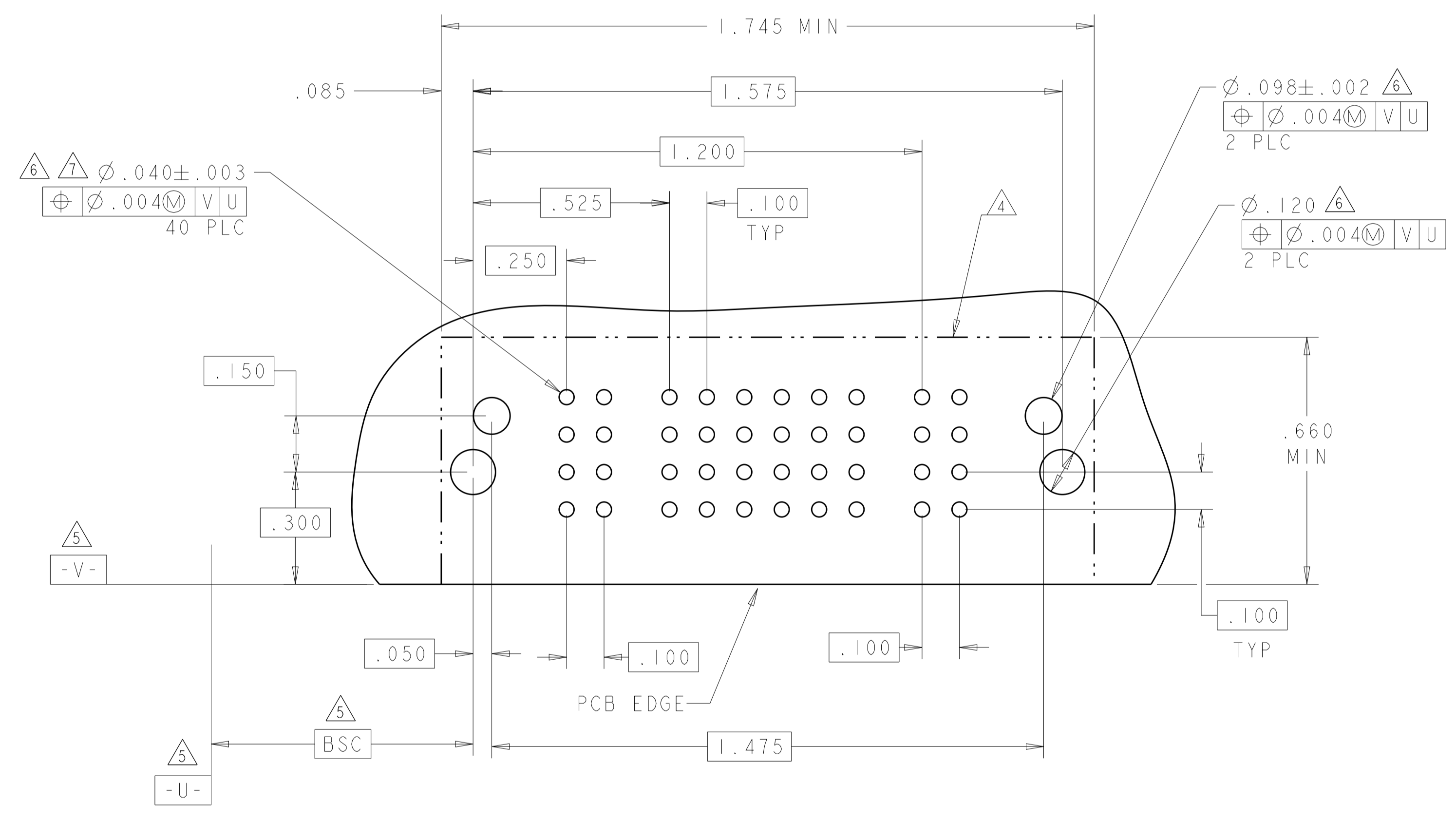
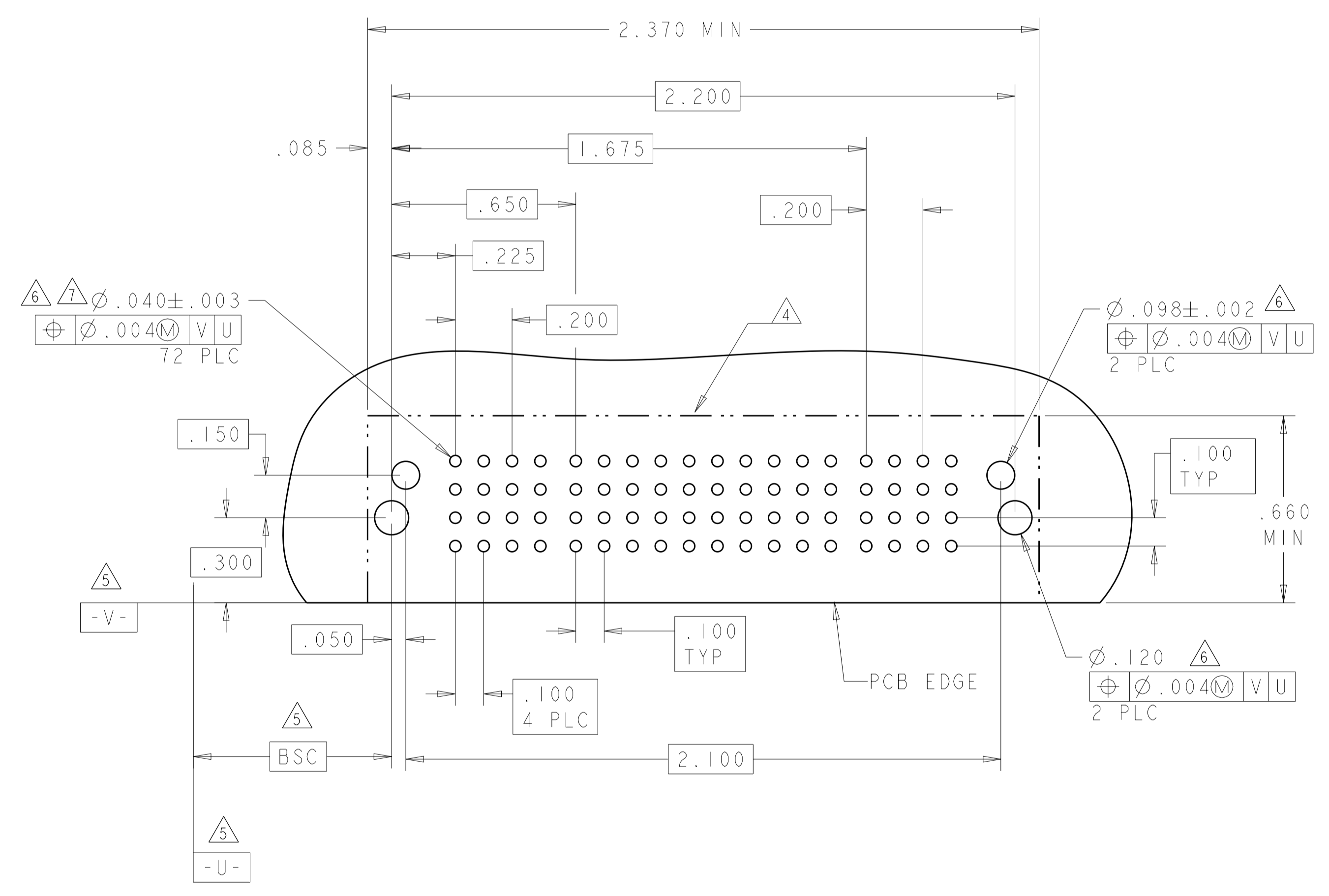
SCALE: 4:1
 SHEET: 13 OF 42
 REV: S2

4805 (3/11)

LOC		DIST		REVISIONS			
P	LTN	DATE	DNM	APVD			
ES	00	-	-	-	SEE SHEET 1		-

PART NUMBER	ROWS	POWER		SIGNAL										POWER		
		P1	P2	1	2	3	4	5	6	7	8	9	10	P3	P4	
2-6450830-4	D	TM	TM	J	J	J	J	J	J	J	J	J	J	J	TM	TM
	C			K	K	K	K	K	K	K	K	K	K			
	B			N	N	N	N	N	N	N	N	N	N	N		
	A			S	S	S	S	S	S	S	S	S	S	S		
2P + 40S + 2P																

PART NUMBER	ROWS	POWER		SIGNAL						POWER			
		P1	P2	1	2	3	4	5	6	P3	P4		
2-6450830-6	D	TM	TM	J	J	J	J	J	J	J	J	TM	TM
	C			K	K	K	K	K	K	K			
	B			N	N	N	N	N	N	N			
	A			H	S	S	S	S	S	S			
IP + 24S + IP													



THIS DRAWING IS A CONTROLLED DOCUMENT.

DIMENSIONS: INCHES	TOLERANCES UNLESS OTHERWISE SPECIFIED: 0 PLC ±. 2 PLC ±.01 3 PLC ±.005 4 PLC ±.0020 ANGLES ±.7°	FINISH	DNM S.ZHAO 10APR2007 CHK S.ZHAO 10APR2007 APVD S.ZHAO	NAME RIGHT ANGLE WITH SHORT GUIDES AND LP CONTACTS ASSEMBLY MULTI-BEAM XLE
MATERIAL			PRODUCT SPEC 108-2292 APPLICATION SPEC 114-13251 WEIGHT	SIZE CAGE CODE DRAWING NO A100779C=6450830
CUSTOMER DRAWING			SCALE 4:1	SHEET 14 OF 42 REV S2

4805 (3/11)

LOC	DIST	REVISIONS			
P	LTN	DESCRIPTION	DATE	DMN	APVD
-	-	SEE SHEET 1	-	-	-

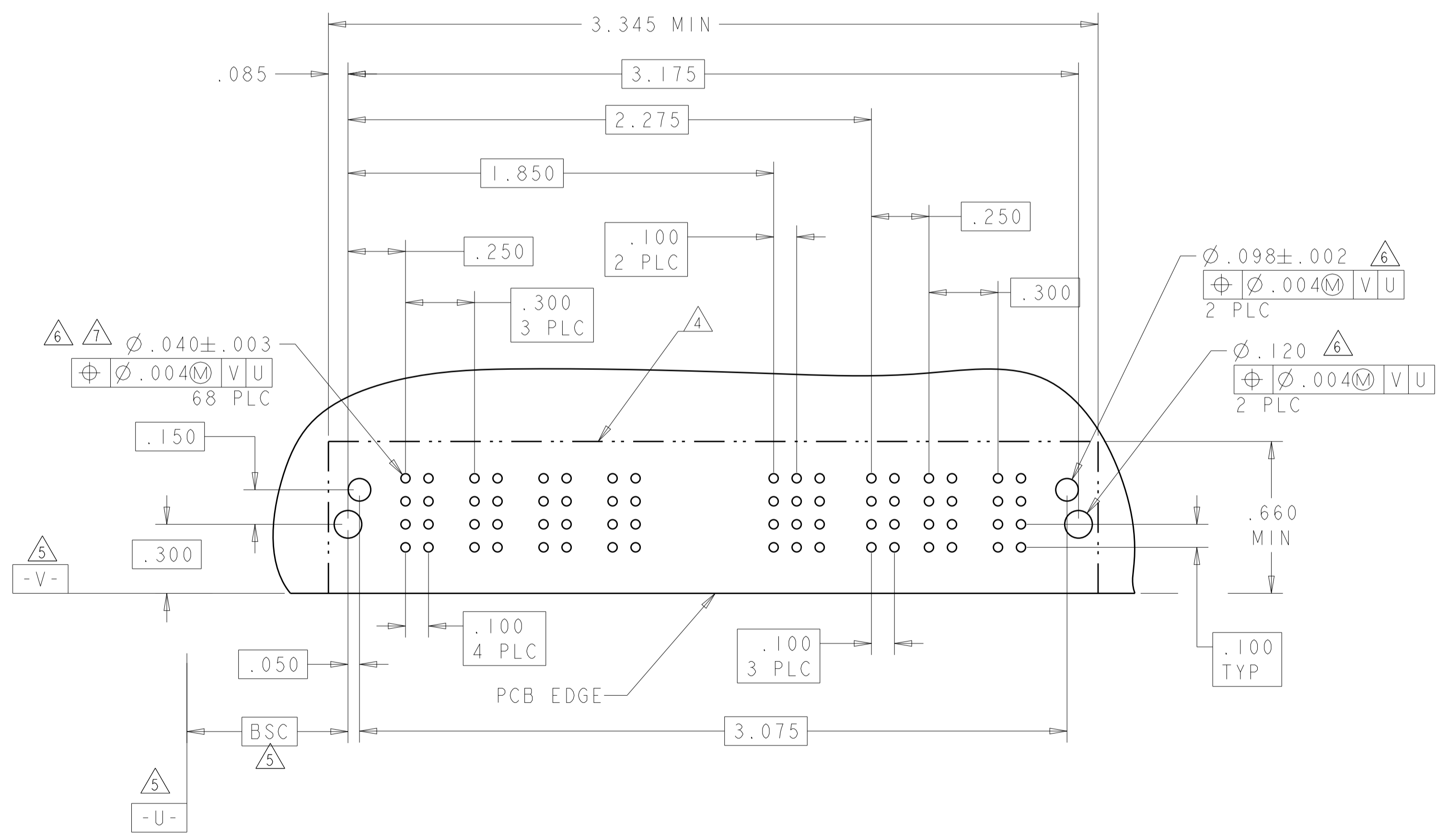
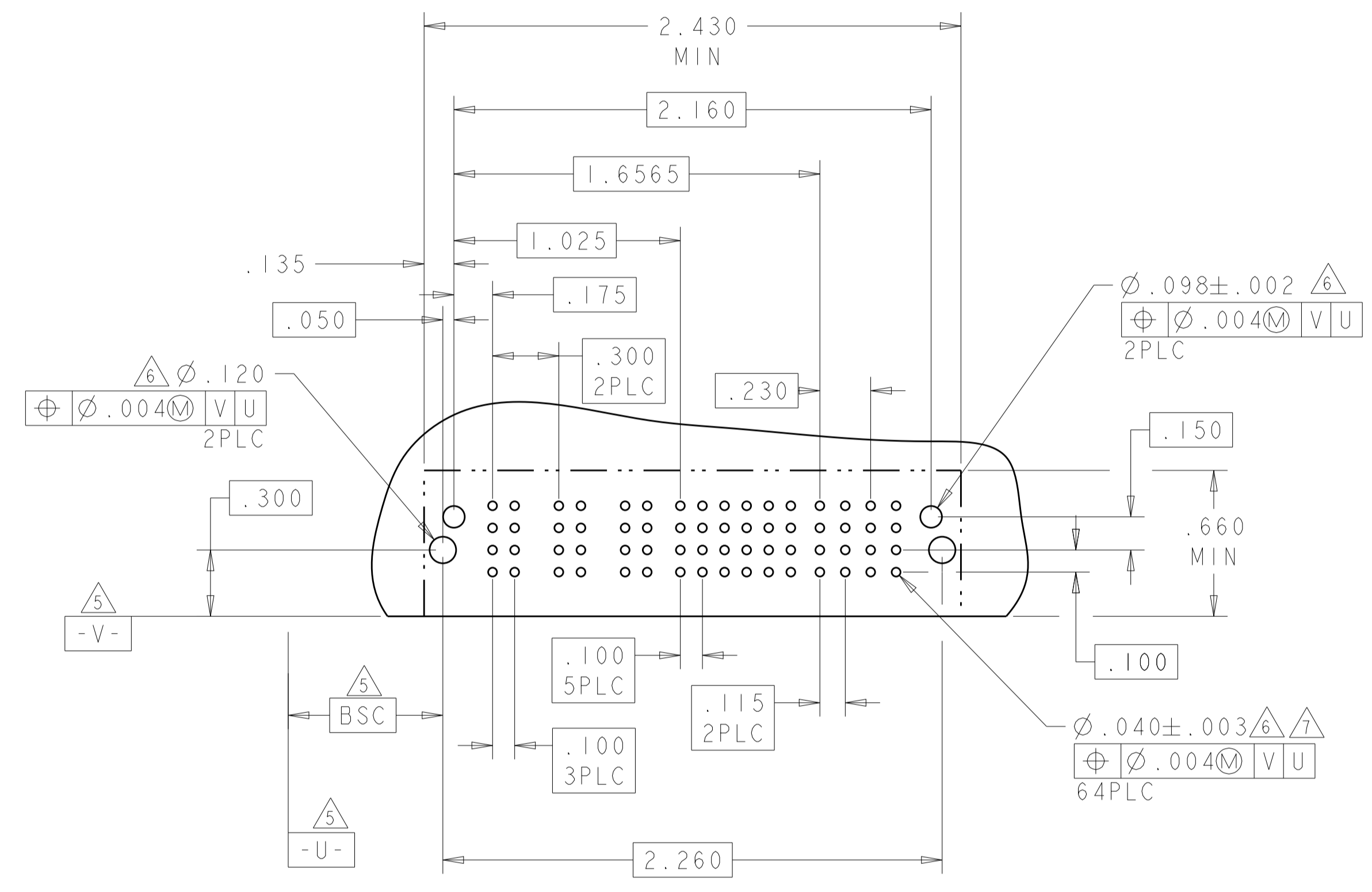
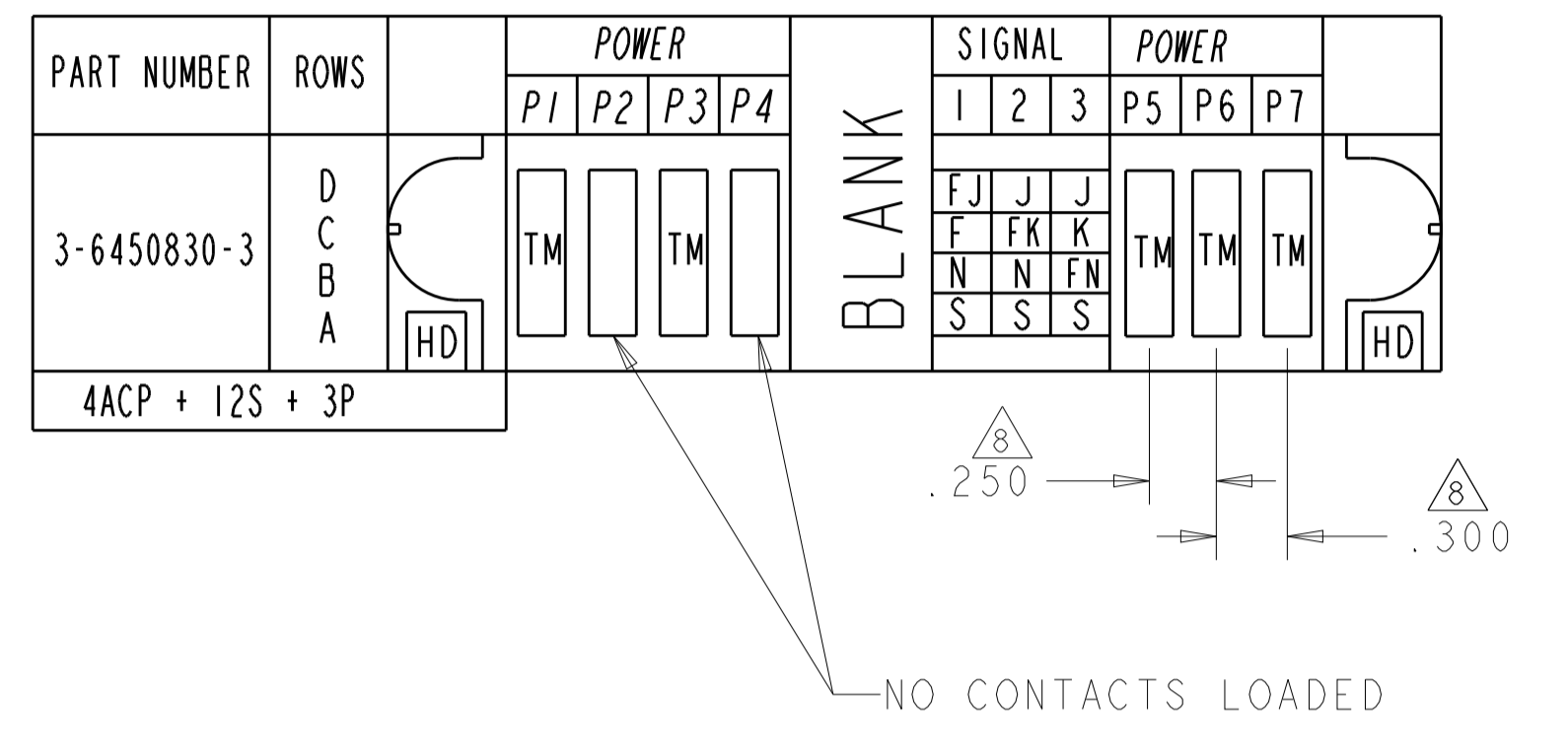
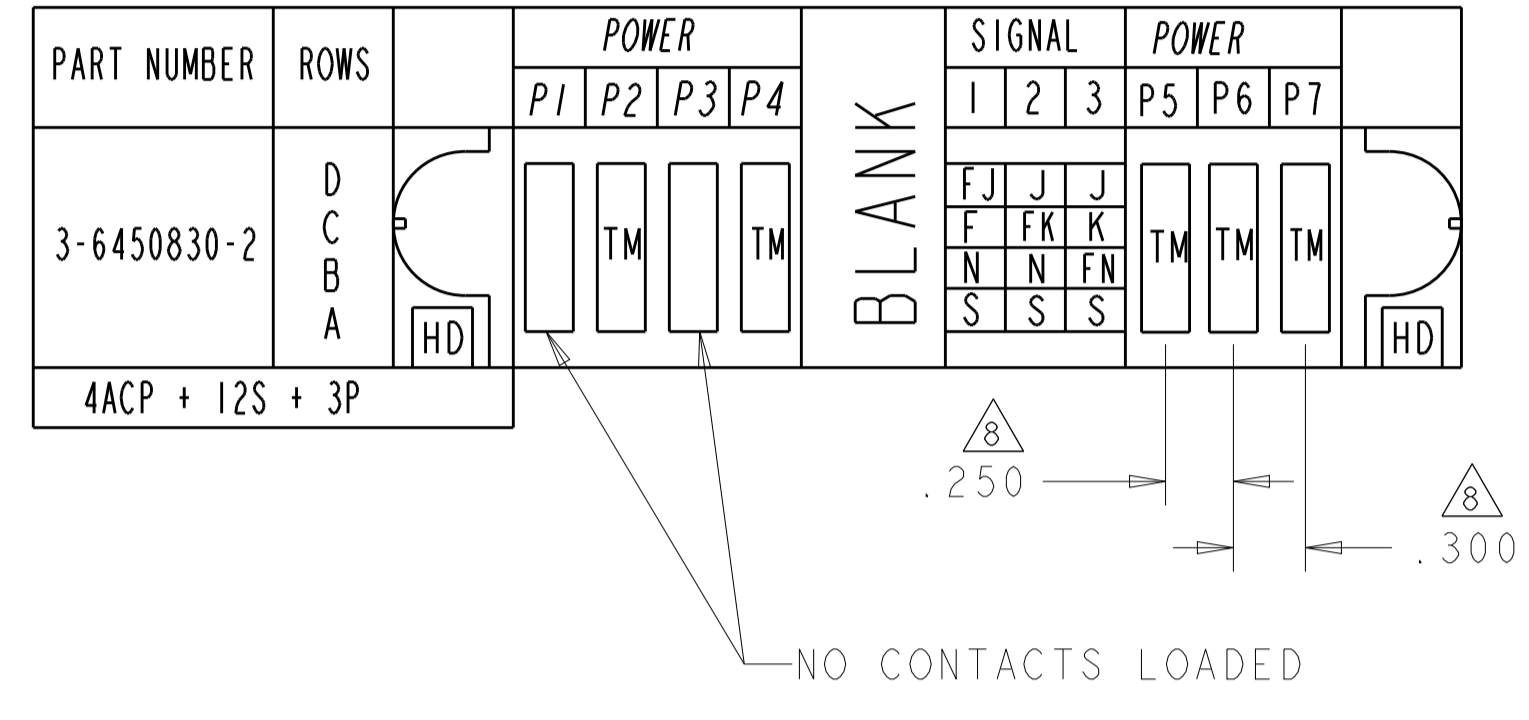
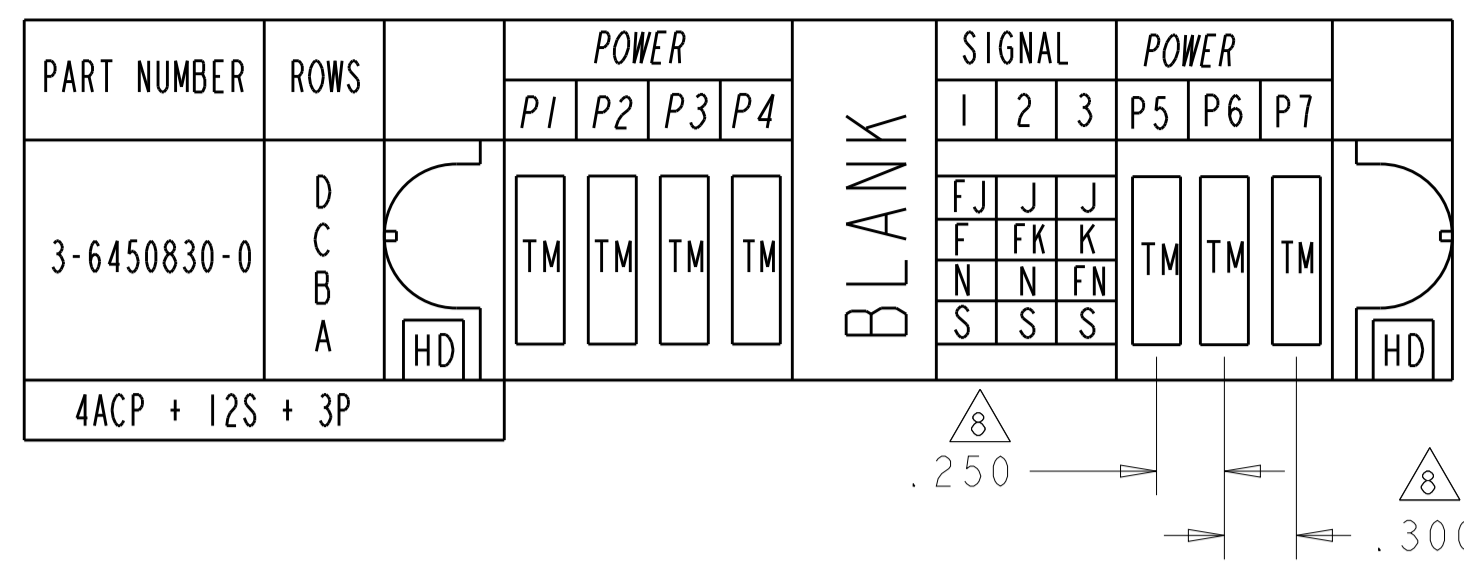
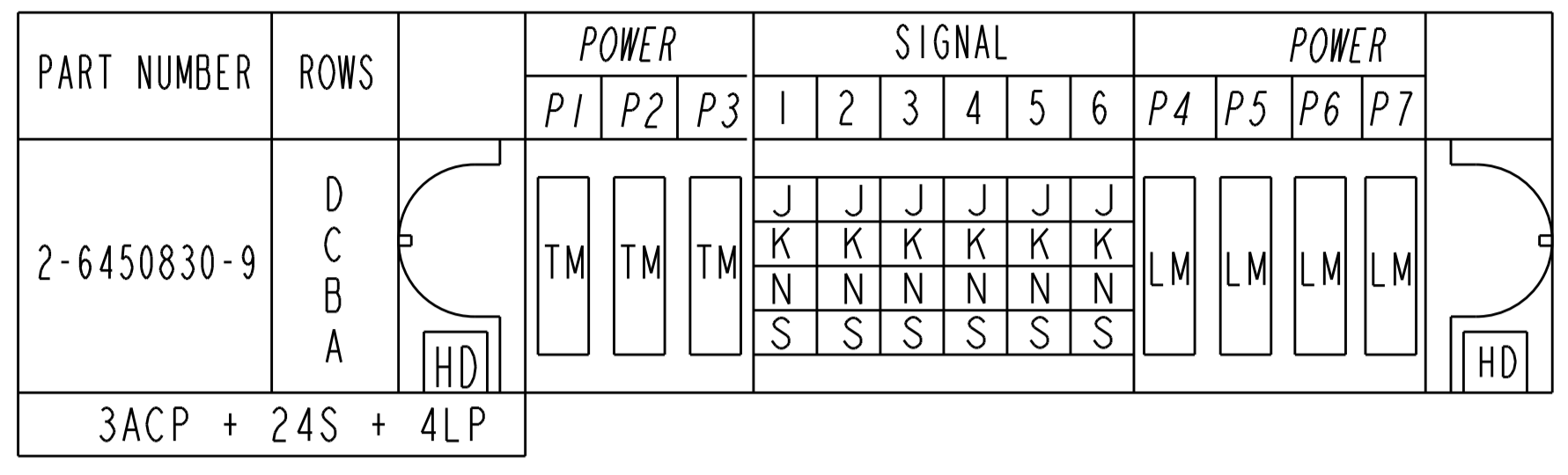
PART NUMBER	ROWS	POWER		SIGNAL				POWER	
		P1	P2	1	2	3	4	P3	P4
2-6450830-7	D	TM	TM	J	J	J	J	TM	TM
	C			K	K	K	K		
	B			N	N	N	N		
	A			S	S	S	S		
2P + 16S + 2P									

PART NUMBER	ROWS	POWER		SIGNAL					POWER	
		P1	P2	1	2	3	4	5	P3	P4
2-6450830-8	D	TM	TM	J	J	J	J	J	TM	TM
	C			K	K	K	K	K		
	B			N	N	N	N	N		
	A			S	S	S	S	S		
2P + 20S + 2P										



THIS DRAWING IS A CONTROLLED DOCUMENT.

DIMENSIONS: INCHES	TOLERANCES UNLESS OTHERWISE SPECIFIED: 0 PLC ±. 1 PLC ±.01 2 PLC ±.01 3 PLC ±.005 4 PLC ±.0020 ANGLES ±.7°	DMN S.ZHAO 10APR2007 CHK S.ZHAO 10APR2007 APVD S.ZHAO NAME S.ZHAO	TE Connectivity RIGHT ANGLE WITH SHORT GUIDES AND LP CONTACTS ASSEMBLY MULTI-BEAM XLE
MATERIAL	FINISH	PRODUCT SPEC 108-2292 APPLICATION SPEC 114-13251 WEIGHT CUSTOMER DRAWING	



RECOMMENDED PCB LAYOUT FOR 3-6450830-0, 3-6450830-2 AND 3-6450830-3

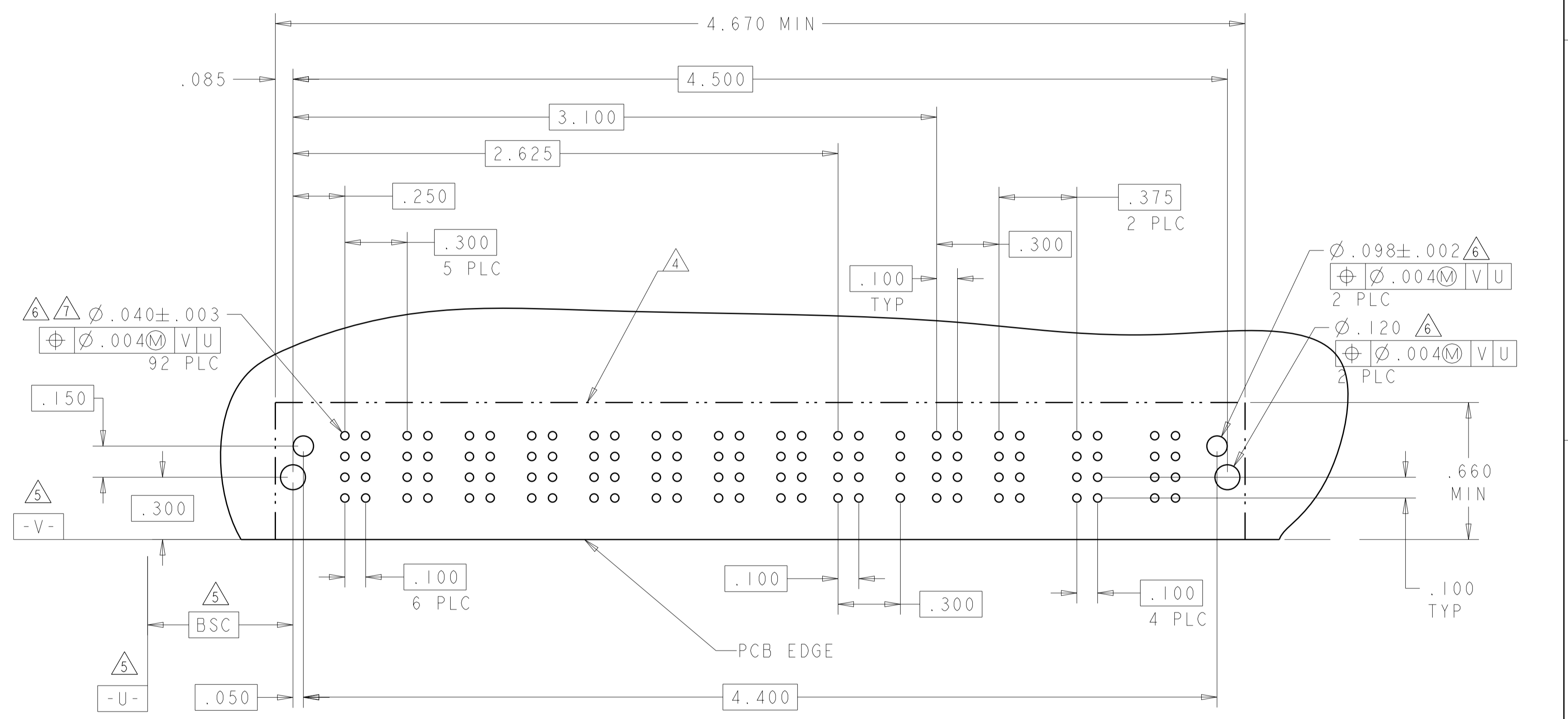
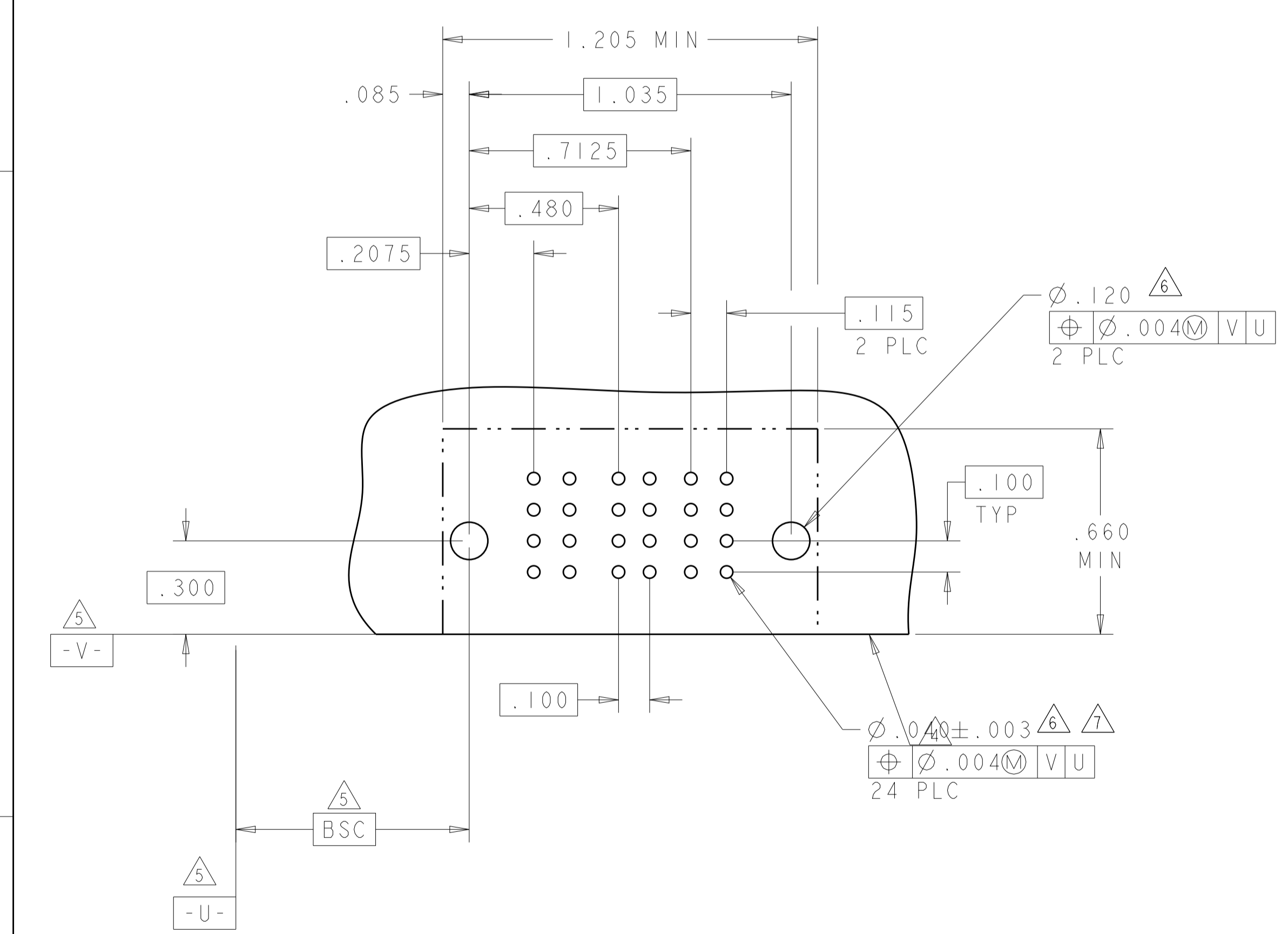
THIS DRAWING IS A CONTROLLED DOCUMENT.		OWN S. ZHAO 10APR2007	 TE Connectivity
DIMENSIONS: INCHES		CHK S. ZHAO 10APR2007	
TOLERANCES UNLESS OTHERWISE SPECIFIED:		APVD S. ZHAO	NAME
0 PLC ±.01		PRODUCT SPEC	RIGHT ANGLE WITH SHORT GUIDES AND LP CONTACTS ASSEMBLY MULTI-BEAM XLE
1 PLC ±.01		APPLICATION SPEC	SIZE CAGE CODE DRAWING NO
2 PLC ±.01		114-13251	RESTRICTED TO
3 PLC ±.005		WEIGHT	A100779C=6450830
4 PLC ±.0020		CUSTOMER DRAWING	SCALE 4:1 SHEET 16 OF 42 REV S2
ANGLES ±.020			
FINISH			

LOC		DIST		REVISIONS			
ES	00	P	LTN	DESCRIPTION	DATE	OWN	APVD
		-	-	SEE SHEET 1	-	-	-

PART NUMBER	ROWS	POWER		SIGNAL		POWER	
		P1	P2	1	2	P3	P4
3-6450830-1	D C B A	LMF	LM	F	J	LM	LMF
				FK	K		
				FN	N		
				FS	S		
2LP + 8S + 2LP							

PART NUMBER	ROWS	POWER								SIGNAL				POWER			
		P1	P2	P3	P4	P5	P6	P7	P8	1	2	3	4	P9	P10	P11	P12
3-6450830-4	D C B A	TM	TM	TM	TM	TM	TM	TM	TM	E	E	J	TM	TM	TM	TM	
										F	F	K					
										G	G	N					
										H	H	S					
8ACP + 16S + 4ACP																	

NO CONTACTS LOADED
 .300
 .375
 2 PLC

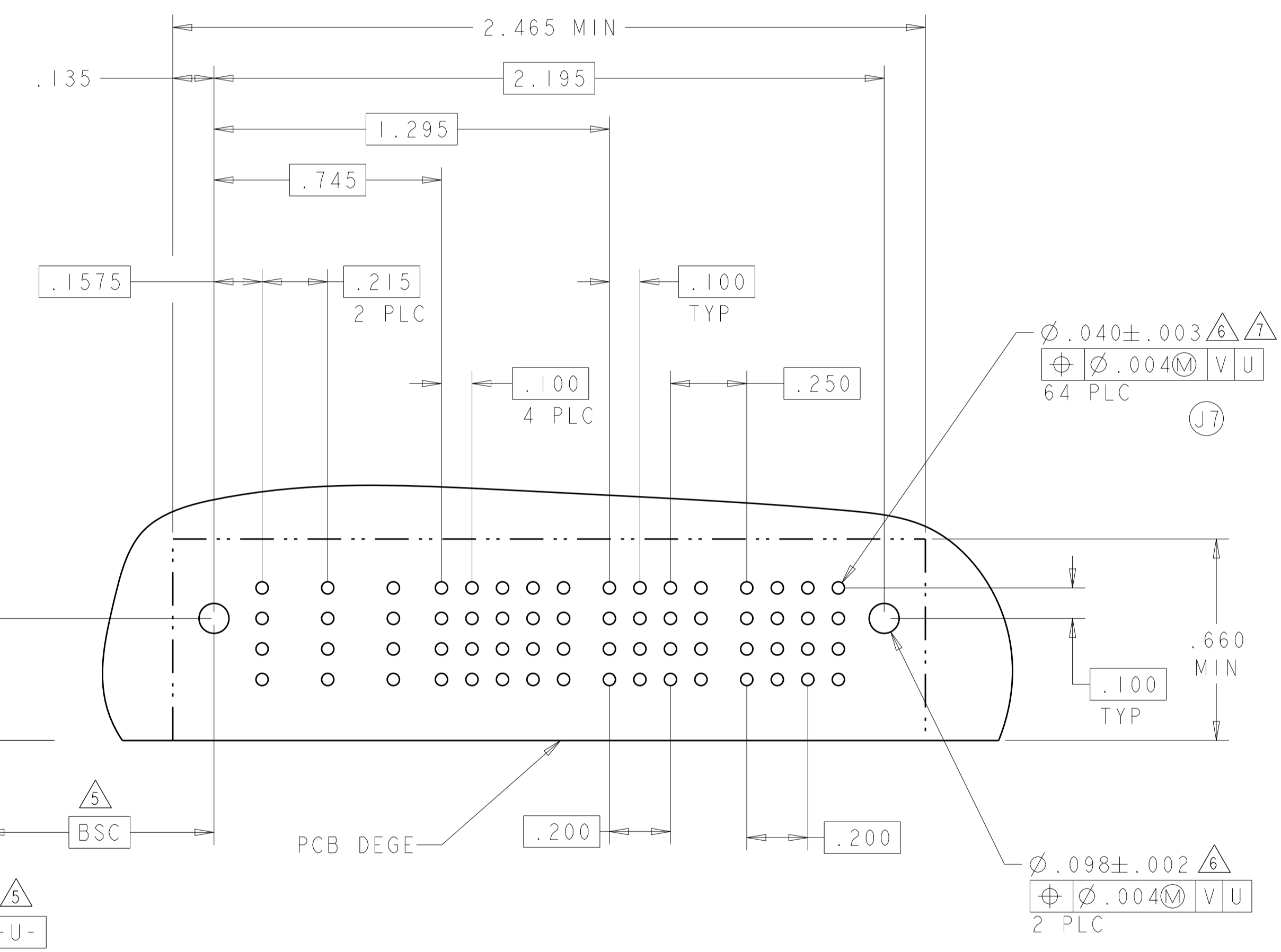


THIS DRAWING IS A CONTROLLED DOCUMENT.		OWN S.ZHAO 10APR2007	TE Connectivity
DIMENSIONS: INCHES		CHK S.ZHAO 10APR2007	
TOLERANCES UNLESS OTHERWISE SPECIFIED:		APVD S.ZHAO	NAME
0 PLC ± .01		PRODUCT SPEC	RIGHT ANGLE WITH SHORT GUIDES AND LP CONTACTS ASSEMBLY MULTI-BEAM XLE
1 PLC ± .01		108-2292	SIZE
2 PLC ± .01		APPLICATION SPEC	CAGE CODE DRAWING NO
3 PLC ± .005		114-13251	RESTRICTED TO
4 PLC ± .002		WEIGHT	A100779C=6450830
ANGLES ± .020		CUSTOMER DRAWING	SCALE 4:1 SHEET 17 OF 42 REV S2
FINISH			

LOC		DIST		REVISIONS				
P	LTN	DATE	DMN	APVD	DESCRIPTION	DATE	DMN	APVD
-	-	-	-	-	SEE SHEET 1	-	-	-

PART NUMBER	ROWS	POWER			SIGNAL					POWER			
		LP1	LP2	LP3	1	2	3	4	5	P1	P2	P3	P4
3-6450830-5	D C B A	LM	LM	LM	J	J	J	J	J	TM	TM	TM	TM
					K	K	K	K	K				
					N	N	N	N	N				
					S	S	S	S	S				

PART NUMBER	ROWS	POWER		SIGNAL		POWER			
		P1	P2	1	2	LP1	LP2	LP3	LP4
3-6450830-6	D C B A	TM	TM	J	J	LM	LM	LM	LM
				K	K				
				N	N				
				S	S				



THIS DRAWING IS A CONTROLLED DOCUMENT.

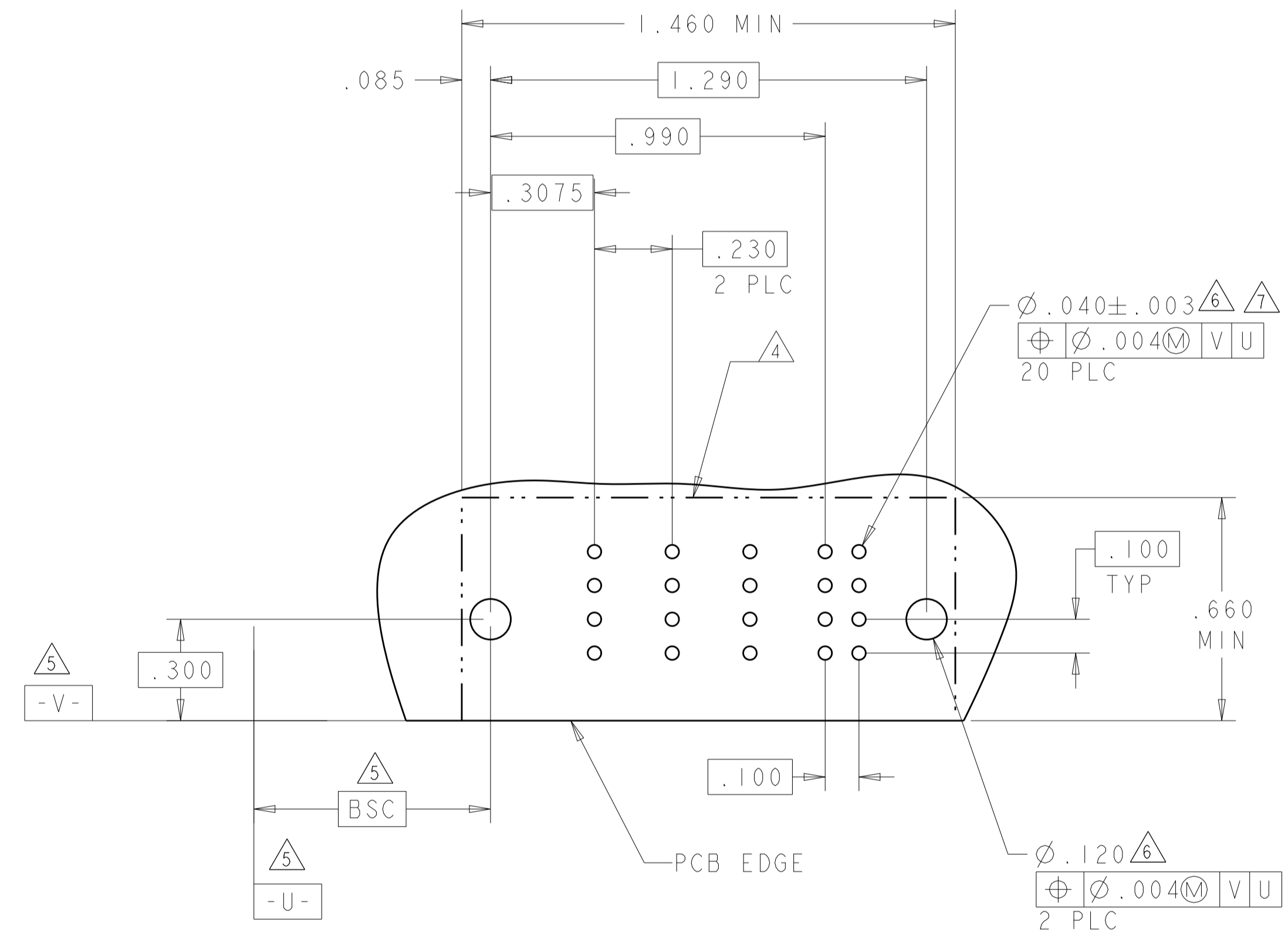
DIMENSIONS: INCHES	TOLERANCES UNLESS OTHERWISE SPECIFIED: 0 PLC ±. 2 PLC ±.01 3 PLC ±.005 4 PLC ±.0020 ANGLES ±.7°	DMN S.ZHAO 10APR2007 CHK S.ZHAO 10APR2007 APVD S.ZHAO NAME S.ZHAO	TE Connectivity RIGHT ANGLE WITH SHORT GUIDES AND LP CONTACTS ASSEMBLY MULTI-BEAM XLE
MATERIAL	FINISH	PRODUCT SPEC 108-2292 APPLICATION SPEC 114-13251 WEIGHT CAGE CODE DRAWING NO. A100779C=6450830 CUSTOMER DRAWING	

SCALE 4:1 SHEET 18 OF 42 REV S2

LOC	DIST	REVISIONS			
ES	00	REV	DATE	BY	APPD
		-	SEE SHEET 1	-	-

PART NUMBER	ROWS	POWER						SIGNAL	
		LP1	LP2	LP3	LP4	LP5	LP6	1	2
3-6450830-7	D	LM	LM	LM	LM	LM	J	J	
	C						K	K	
	B						N	N	
	A						S	S	
6LP + 8S									

PART NUMBER	ROWS	POWER					SIGNAL			POWER			
		P1	P2	P3	P4	P5	1	2	3	P6	P7	P8	P9
3-6450830-8	D	TM	TM	TM	TM	TM	J	J	J	TM	TM	TM	TM
	C						K	K	K				
	B						N	N	N				
	A						S	S	H				
5ACP + 12S + 4ACP													



THIS DRAWING IS A CONTROLLED DOCUMENT.

DIMENSIONS: INCHES	TOLERANCES UNLESS OTHERWISE SPECIFIED: 0 PLC ±. 1 PLC ±.01 2 PLC ±.01 3 PLC ±.005 4 PLC ±.0020 ANGLES ±.7°	FINISH	APR 2007 S. ZHAO	APR 2007 S. ZHAO	NAME RIGHT ANGLE WITH SHORT GUIDES AND LP CONTACTS ASSEMBLY MULTI-BEAM XLE
MATERIAL			108-2292	114-13251	SIZE A100779
			CUSTOMER DRAWING	SCALE 4:1	SHEET 19 OF 42

4805 (3/11)

LOC	DIST	REVISIONS			
P	LTN	DESCRIPTION	DATE	OWN	APVD
ES	00	SEE SHEET 1			

PART NUMBER	ROWS	POWER				SIGNAL			POWER			
		P1	P2	P3	P4	1	2	3	P5	P6	P7	P8
4-6450830-2	D					J	J	J				
	C					K	K	K				
	B					N	N	N				
	A	HD				S	S	S				HD
4P + 12S + 4P												

PART NUMBER	ROWS	LOW POWER		SIGNAL				LOW POWER	
		LP1	LP2	1	2	3	4	LP3	LP4
6-6450830-0	D			J	J	J	E		
	C			K	K	K	K		
	B			N	N	N	N		
	A			S	S	S	S		
2LP + 16S + 2LP									



(N7)



THIS DRAWING IS A CONTROLLED DOCUMENT.		OWN: S. ZHAO 10APR2007	 TE Connectivity
DIMENSIONS: INCHES		CHK: S. ZHAO 10APR2007	
TOLERANCES UNLESS OTHERWISE SPECIFIED:		APVD: S. ZHAO	NAME: RIGHT ANGLE WITH SHORT GUIDES AND LP CONTACTS ASSEMBLY MULTI-BEAM XLE
0 PLC ± .01		PRODUCT SPEC: 108-2292	SIZE: A1
1 PLC ± .01		APPLICATION SPEC: 114-13251	CAGE CODE: 6450830
2 PLC ± .005		WEIGHT: -	RESTRICTED TO: -
3 PLC ± .002		CUSTOMER DRAWING	SCALE: 4:1
4 PLC ± .002			SHEET: 20 OF 42
ANGLES: ± 30°			REV: S2

LOC	DIST	REVISIONS			
P	LTN	DESCRIPTION	DATE	DMN	APVD
-	-	SEE SHEET 1	-	-	-

PART NUMBER	ROWS	POWER				SIGNAL			POWER																
		P1	P2	P3	P4	1	2	3	P5	P6	P7	P8	P9	P10	P11	P12	P13	P14	P15	P16	P17	P18	P19	P20	
4-6450830-3	D		TM	TM	TM	J	J	J	TM	TM	TM	TM	TM	TM	TM	TM	TM	TM	TM	TM	TM	TM	TM	TM	
	K					K	K																		
	N					N	N																		
	S					S	S																		
4P + 12S + 16P																									

(L1)



THIS DRAWING IS A CONTROLLED DOCUMENT.		DMN S. ZHAO 10APR2007		TE Connectivity
DIMENSIONS: INCHES		CHK S. ZHAO 10APR2007		NAME
TOLERANCES UNLESS OTHERWISE SPECIFIED:		APVD S. ZHAO	RIGHT ANGLE WITH SHORT GUIDES AND LP CONTACTS ASSEMBLY MULTI-BEAM XLE	
0 PLC ±.01		PRODUCT SPEC	SIZE CAGE CODE DRAWING NO RESTRICTED TO	
1 PLC ±.01		108-2292	A100779C=6450830	
2 PLC ±.005		APPLICATION SPEC	SCALE 4:1 SHEET 21 OF 42 REV S2	
3 PLC ±.005		114-13251		
4 PLC ±.0020		WEIGHT		
ANGLES ±.2°		CUSTOMER DRAWING		
FINISH				

LOC		DIST		REVISIONS			
P	LTN	DATE	DNM	APVD			
-	-	SEE SHEET 1	-	-	-	-	-

PART NUMBER	ROWS	POWER		SIGNAL				POWER	
		P1	P2	1	2	3	4	P3	P4
4-6450830-4	D	TM	TM	J	J	J	J	TM	TM
	C			FK	FK	FK	FK		
	B			G	G	G	G		
	A			S	S	S	S		

2P + 16S + 2P

PART NUMBER	ROWS	POWER			SIGNAL						POWER		
		P1	P2	P3	1	2	3	4	5	6	P4	P5	P6
4-6450830-5	D	TM	TM	TM	J	J	J	TM	TM	TM	TM	TM	TM
	C				K	K	K						
	B				G	G	G						
	A				S	S	S						

3P + 24S + 3P



THIS DRAWING IS A CONTROLLED DOCUMENT. DWN: S. ZHAO 10APR2007
 CHK: S. ZHAO 10APR2007
 APVD: S. ZHAO

DIMENSIONS: INCHES. TOLERANCES UNLESS OTHERWISE SPECIFIED:
 0 PLC ±.01
 1 PLC ±.01
 2 PLC ±.01
 3 PLC ±.005
 4 PLC ±.002
 ANGLES ±.020

MATERIAL: . FINISH: .

PRODUCT SPEC: 108-2292
 APPLICATION SPEC: 114-13251
 WEIGHT: .

NAME: RIGHT ANGLE WITH SHORT GUIDES AND LP CONTACTS ASSEMBLY MULTI-BEAM XLE
 SIZE: A1
 CAGE CODE: 100779
 DRAWING NO: 6450830
 CUSTOMER DRAWING

SCALE: 4:1 SHEET 22 OF 42 REV: S2

LOC	DIST	REVISIONS			
P	LTN	DESCRIPTION	DATE	DMN	APVD
ES	00	SEE SHEET 1			

PART NUMBER	ROWS	POWER		SIGNAL				POWER		
		P1	P2	1	2	3	4	P3	P4	
4-6450830-6	D C B A	HD	TM	TM	J	J	J	J	TM	TM
					FK	FK	FK	FK		
					G	G	G	G		
2P + 16S + 2P				S	S	S	S			

PART NUMBER	ROWS	POWER		SIGNAL		POWER			
		P1	P2	1	2	P3	P4		
4-6450830-7	D C B A	HD	LM	LM	F	J	E	TM	TM
					K	F			
					N	N			
2LP + 8S + 2P				S	F	S			



THIS DRAWING IS A CONTROLLED DOCUMENT.

DMN: S. ZHAO	10APR2007	STE TE Connectivity
CHK: S. ZHAO	10APR2007	
DIMENSIONS: INCHES		NAME: RIGHT ANGLE WITH SHORT GUIDES AND LP CONTACTS ASSEMBLY MULTI-BEAM XLE
TOLERANCES UNLESS OTHERWISE SPECIFIED:		
0 PLC	± .01	PRODUCT SPEC: 108-2292
1 PLC	± .01	APPLICATION SPEC: 114-13251
2 PLC	± .01	SIZE: A1
3 PLC	± .005	CAGE CODE: 6450830
4 PLC	± .0020	DRAWING NO: 23
ANGLES	± .0020	SHEET 23 OF 42
FINISH	± .0020	REV: S2

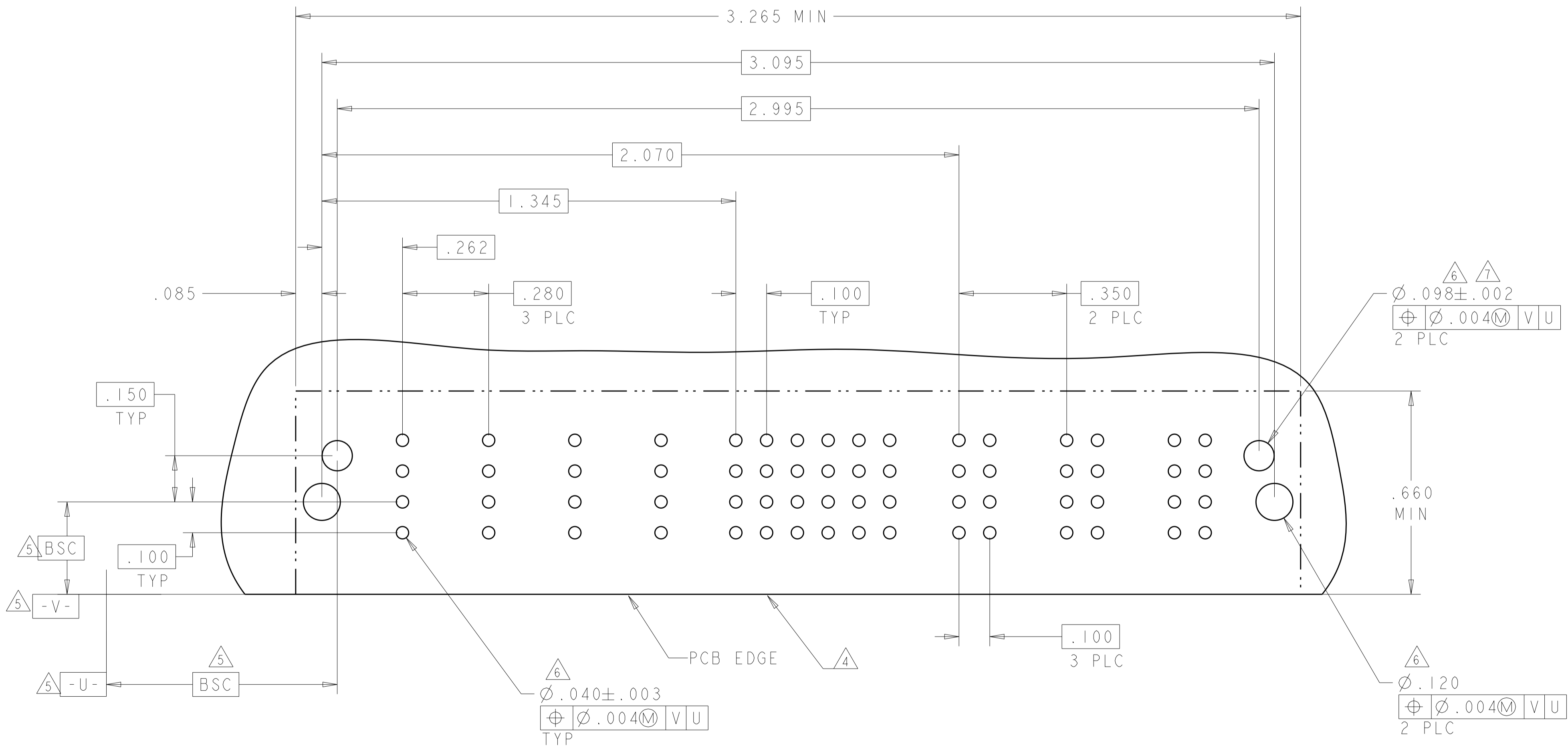
MATERIAL: -
WEIGHT: -
CUSTOMER DRAWING
SCALE: 4:1

LOC	DIST	REVISIONS			
		REV	DATE	BY	APPV
ES	00	-	SEE SHEET 1	-	-

PART NUMBER	ROWS	POWER								SIGNAL						POWER		
		LP1	LP2	LP3	LP4	LP5	LP6	LP7	LP8	1	2	3	4	5	6	P1	P2	P3
4-6450830-8	D	LM	LM	LM	LM	LM	LM	LM	J	J	J	J	J	J	TM	TM	TM	
	C								K	K	K	K	K	K				
	B								N	N	N	N	N	N				
	A								S	S	S	S	S	S				

8LP + 24S + 3P

NO CONTACT LOADED



THIS DRAWING IS A CONTROLLED DOCUMENT.		OWN: S. ZHAO 10APR2007	TE Connectivity
DIMENSIONS: INCHES		CHK: S. ZHAO 10APR2007	
TOLERANCES UNLESS OTHERWISE SPECIFIED:		APVD: S. ZHAO	NAME: RIGHT ANGLE WITH SHORT GUIDES AND LP CONTACTS ASSEMBLY MULTI-BEAM XLE
0 PLC ±. 1 PLC ±.01 2 PLC ±.01 3 PLC ±.005 4 PLC ±.0020 ANGLES ±.2°		PRODUCT SPEC: 108-2292	SIZE: A1
MATERIAL: -		APPLICATION SPEC: 114-13251	CAGE CODE: C=6450830
FINISH: -		WEIGHT: -	RESTRICTED TO: -
CUSTOMER DRAWING		SCALE: 4:1	SHEET 24 OF 42 REV S2

LOC	DIST	REVISIONS			
P	LTN	DESCRIPTION	DATE	DMN	APVD
ES	00	SEE SHEET 1			

(L8)

PART NUMBER	ROWS	POWER			SIGNAL						POWER		
		P1	P2	P3	1	2	3	4	5	6	P4	P5	P6
4-6450830-9	D						J	J					
	C						K	K			TM	TM	TM
	B						G	G					
	A	HD					S	S					HD

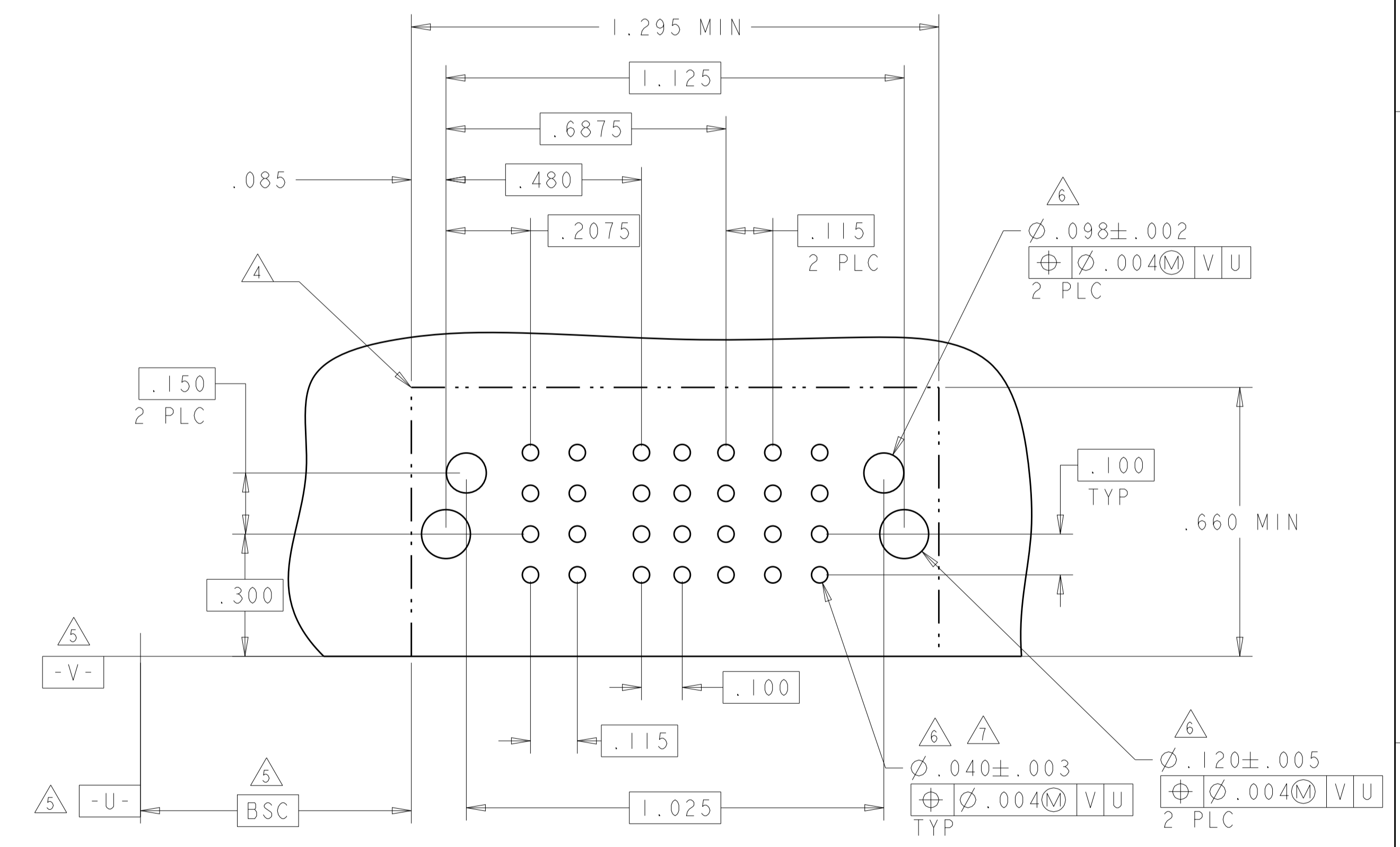
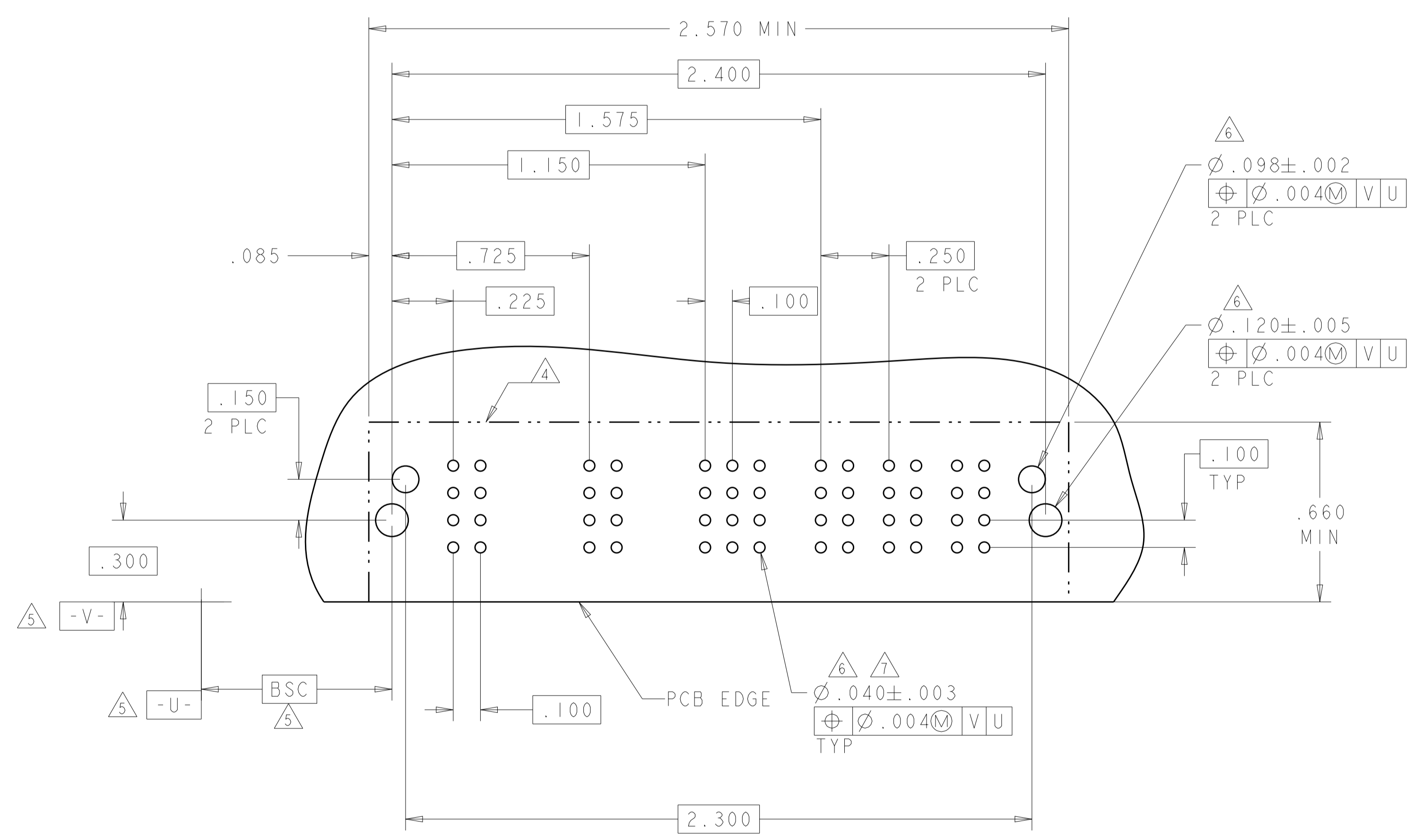
3P + 24S + 3P

NO CONTACT LOADED

(M)

PART NUMBER	ROWS	POWER			SIGNAL		POWER		
		P1	P2	P3	1	2	P4	P5	P6
5-6450830-0	D				J	J			
	C				K	K	LMF	LMF	LMF
	B				N	N			
	A	HD			S	S			HD

2LP + 8S + 3LP



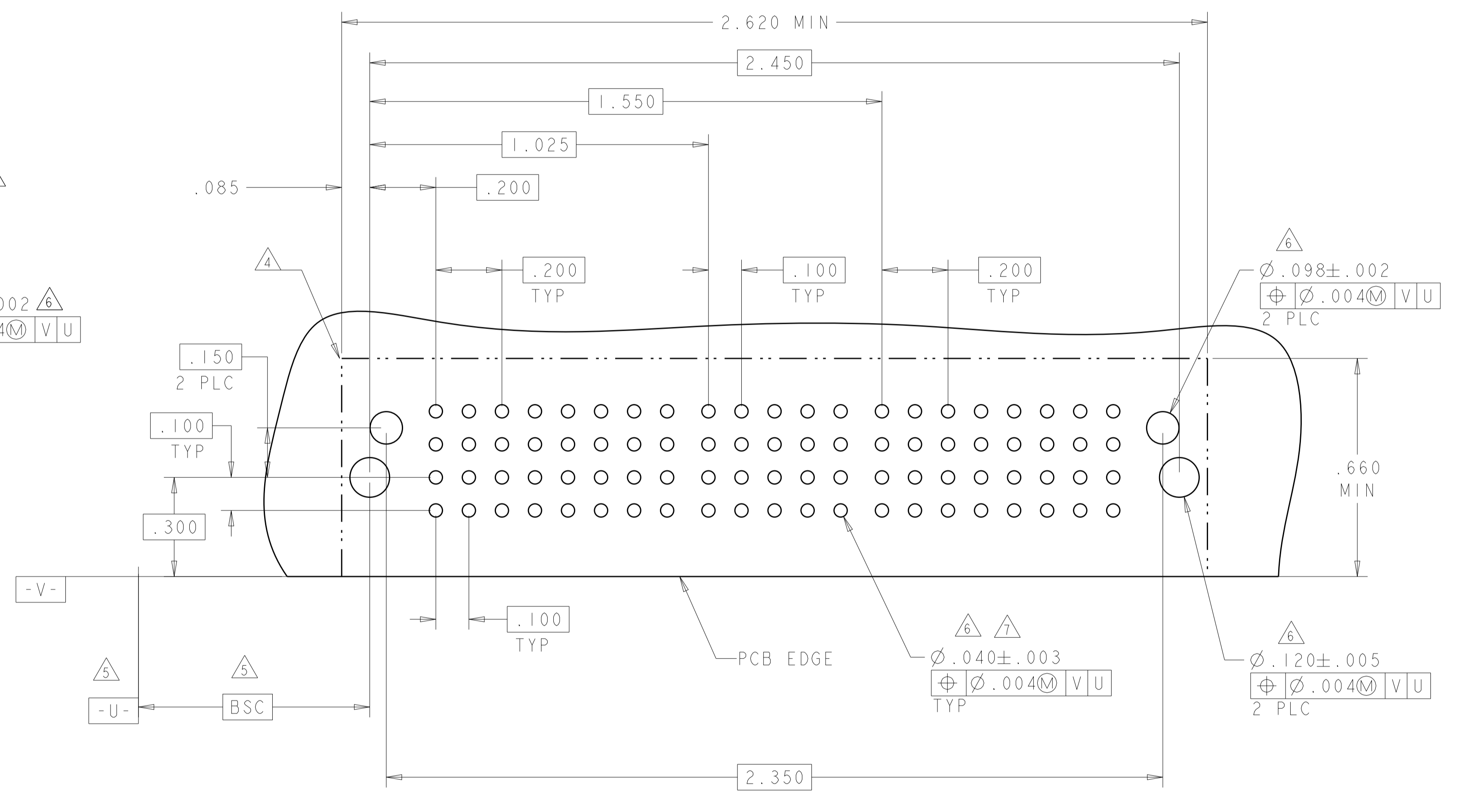
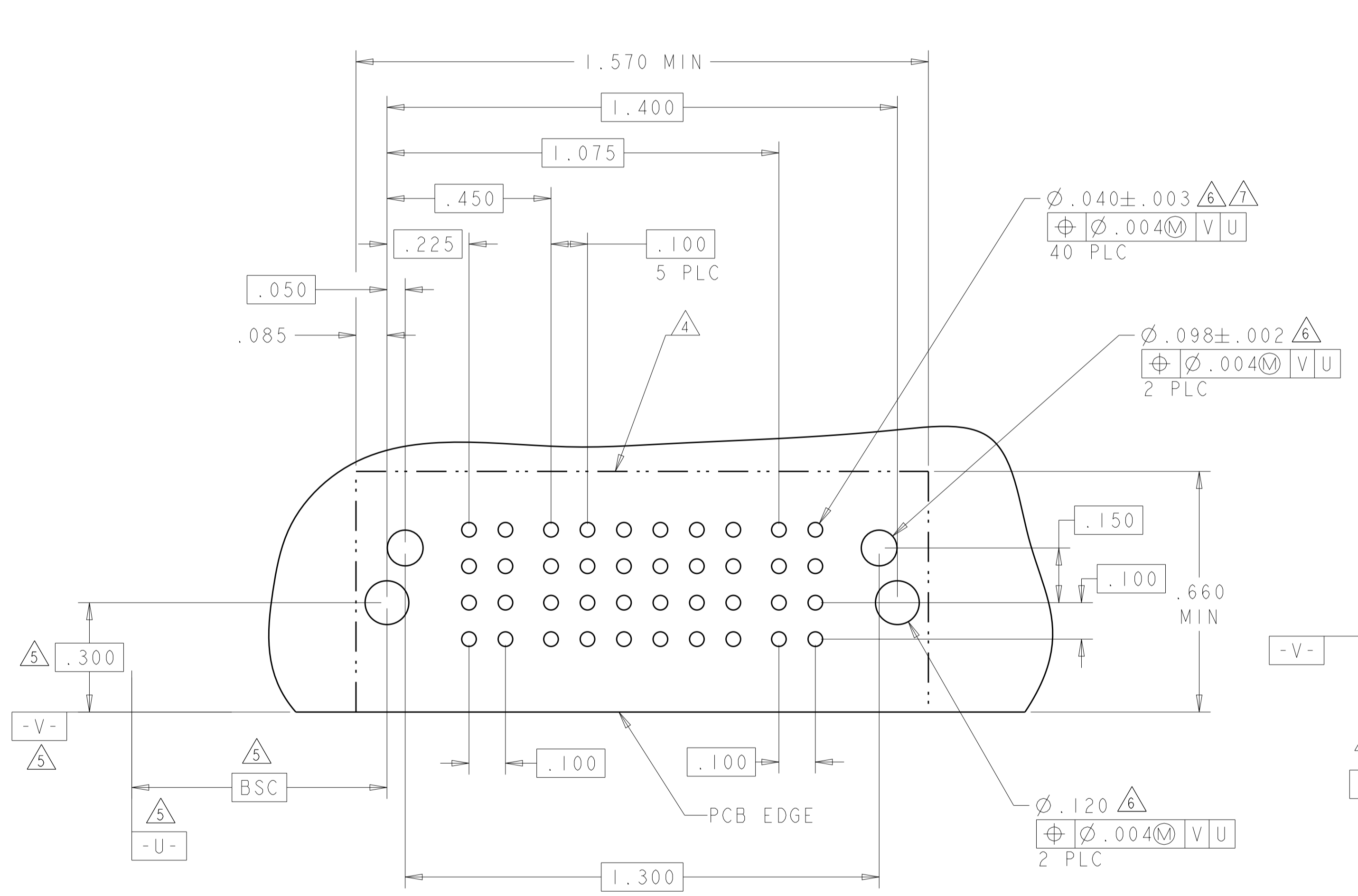
THIS DRAWING IS A CONTROLLED DOCUMENT.		DMN S. ZHAO 10APR2007	 TE Connectivity
DIMENSIONS: INCHES		CHK S. ZHAO 10APR2007	
TOLERANCES UNLESS OTHERWISE SPECIFIED:		APVD S. ZHAO	NAME
0 PLC ± .01	1 PLC ± .01	PRODUCT SPEC	RIGHT ANGLE WITH SHORT GUIDES AND LP CONTACTS ASSEMBLY MULTI-BEAM XLE
2 PLC ± .01	3 PLC ± .005	APPLICATION SPEC	SIZE CAGE CODE DRAWING NO RESTRICTED TO
4 PLC ± .002	ANGLES ± .020	114-13251	A100779C=6450830
MATERIAL FINISH		WEIGHT	SCALE 4:1 SHEET 25 OF 42 REV S2
CUSTOMER DRAWING			

LOC	DIST	REVISIONS			
P	LTN	DESCRIPTION	DATE	DMN	APVD
-	-	SEE SHEET 1	-	-	-

PART NUMBER	ROWS	POWER		SIGNAL						POWER	
		P1		1	2	3	4	5	6	P2	
5-6450830-1	D	TM	HD	J	J	J	J	J	J	TM	HD
	C			K	K	K	K	K			
	B			N	N	N	N	N			
	A			H	S	S	S	S			
IP + 24S + IP											

PART NUMBER	ROWS	POWER				SIGNAL					POWER			
		P1	P2	P3	P4	1	2	3	4	5	P5	P6	P7	P8
5-6450830-2	D	TM	TM	TM	TM	J	J	J	J	J	TM	TM	TM	TM
	C					K	K	K	K	K				
	B					N	N	N	N	N				
	A					H	S	S	S	S				
4P + 20S + 4P														

M4



THIS DRAWING IS A CONTROLLED DOCUMENT.

DIMENSIONS: INCHES	TOLERANCES UNLESS OTHERWISE SPECIFIED:	DMN: S. ZHAO 10APR2007	CHK: S. ZHAO 10APR2007	APVD: S. ZHAO	NAME: S. ZHAO
MATERIAL: -	FINISH: -	PRODUCT SPEC: 108-2292		APPLICATION SPEC: 114-13251	
		WEIGHT: -		CUSTOMER DRAWING	

RIGHT ANGLE WITH SHORT GUIDES AND LP CONTACTS ASSEMBLY MULTI-BEAM XLE

SIZE: A1 CAGE CODE: 6450830 DRAWING NO: 100779

SCALE: 4:1 SHEET: 26 OF 42 REV: S2

LOC	DIST	REVISIONS			
ES	00	REV	DATE	BY	APPV
		-	SEE SHEET 1	-	-

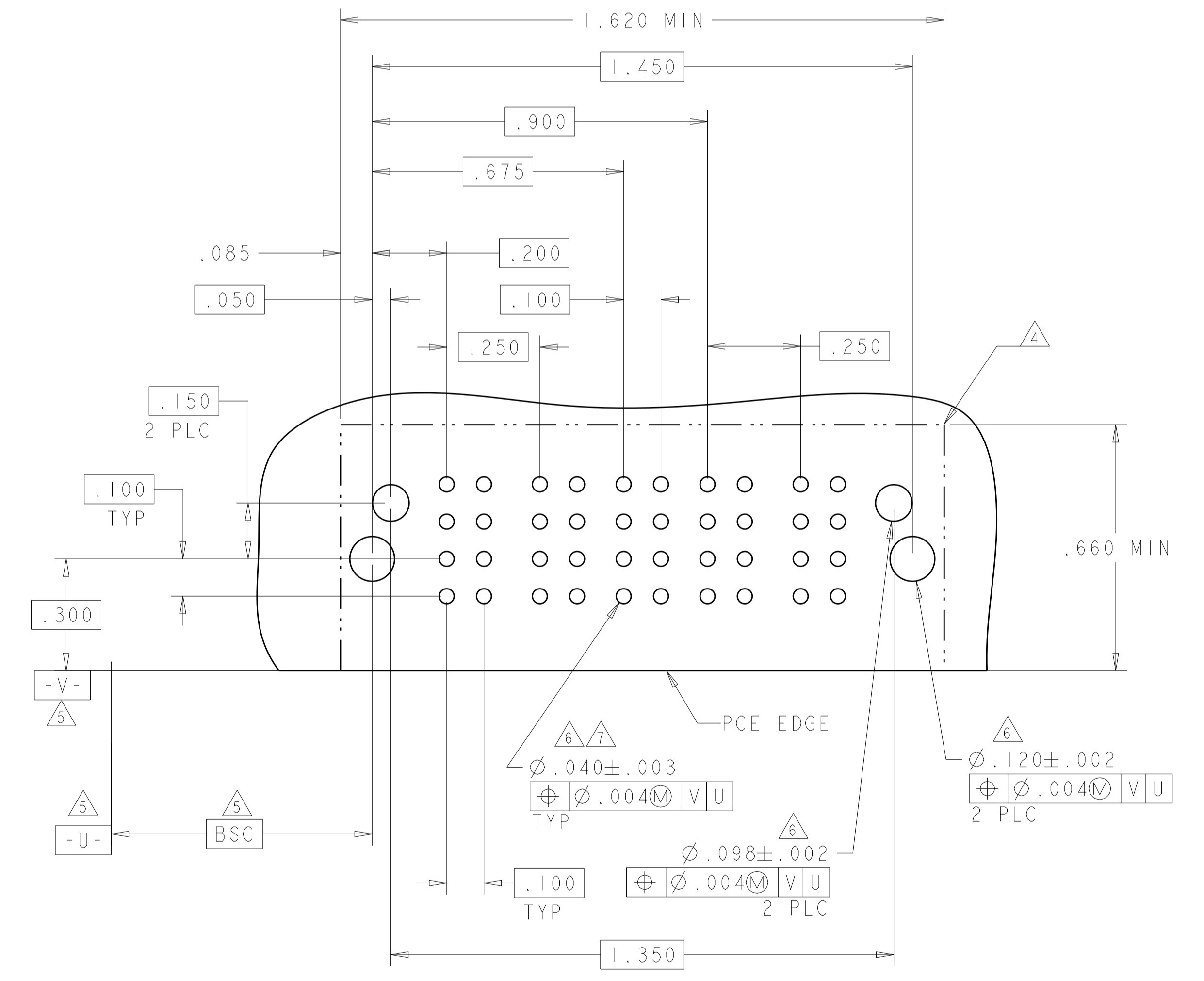
M5

PART NUMBER	ROWS	POWER			SIGNAL				POWER			
		P1	P2	P3	1	2	3	4	P4	P5	P6	P7
5-6450830-3	D	TM	TM	TM	J	J	J	J	TM	TM	TM	TM
	C				K	K	K	K				
	B				N	G	N	N				
	A				S	S	S	S				

3ACP + 16S + 4P

PART NUMBER	ROWS	POWER		SIGNAL		POWER	
		P1	P2	1	2	P4	P5
5-6450830-4	D	TM	TM	J	J	TM	TM
	C			K	K		
	B			N	N		
	A			S	S		

2P + 8S + 2P



THIS DRAWING IS A CONTROLLED DOCUMENT.

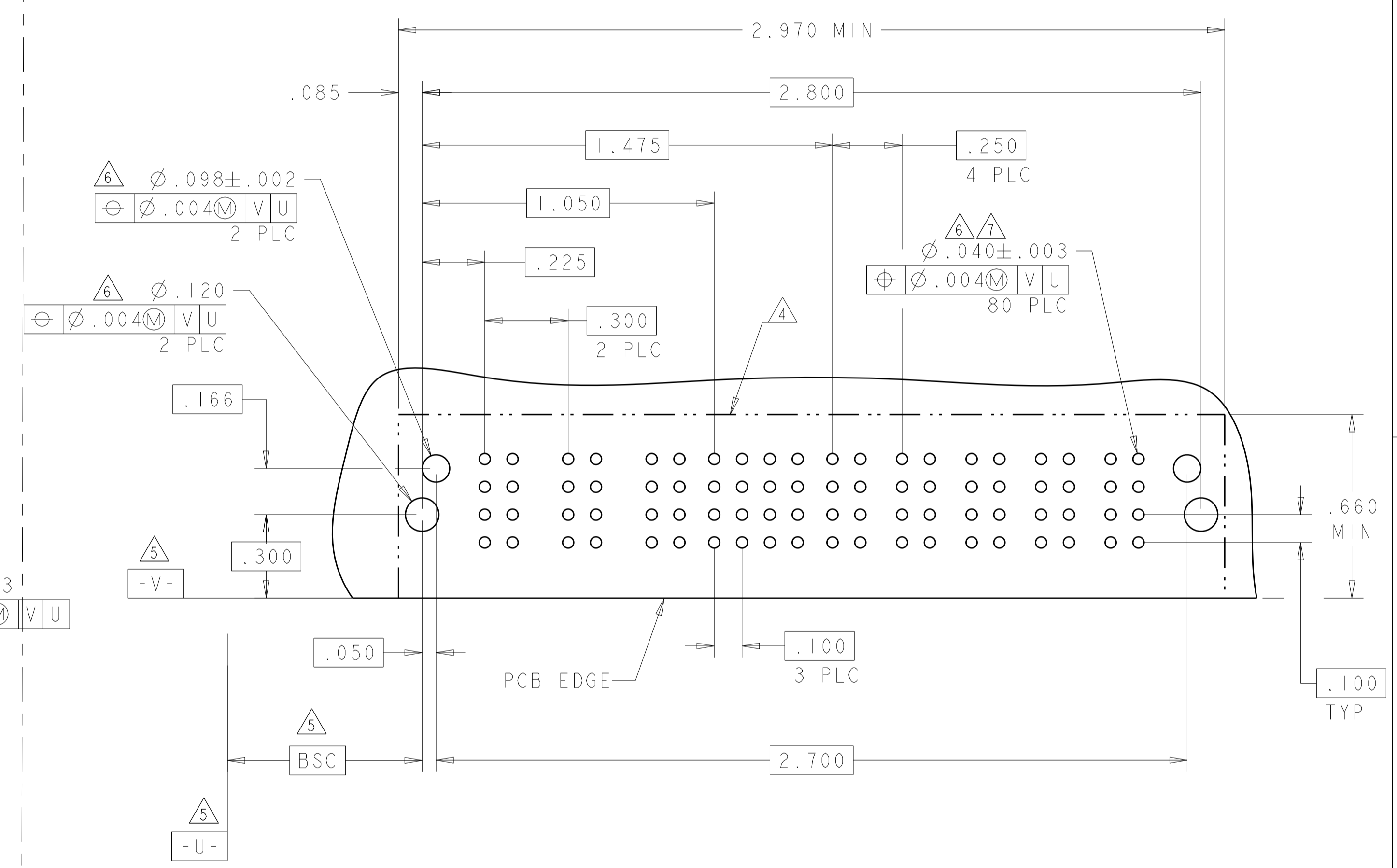
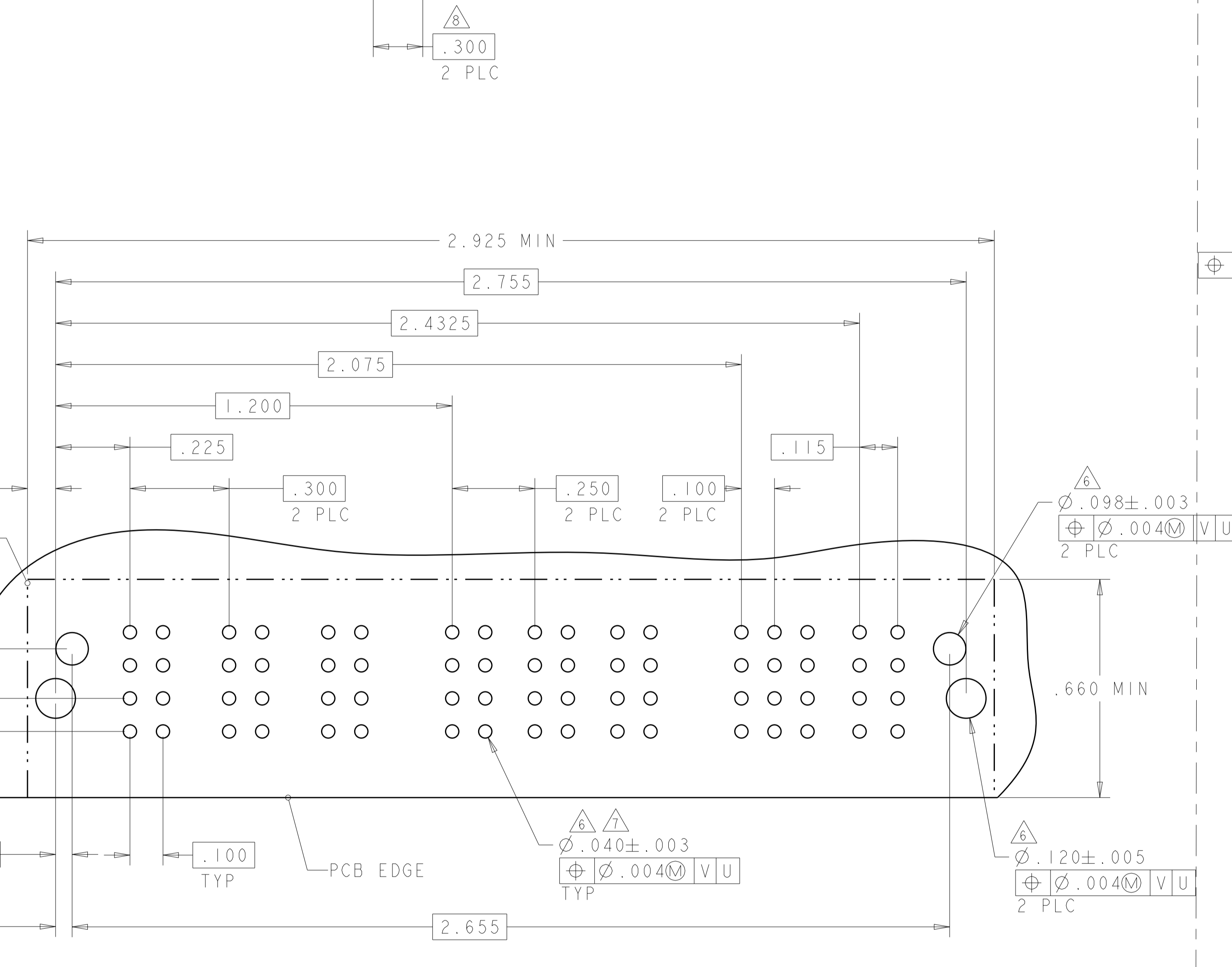
DIMENSIONS: INCHES	TOLERANCES UNLESS OTHERWISE SPECIFIED: 0 PLC ±. 1 PLC ±.01 2 PLC ±.01 3 PLC ±.005 4 PLC ±.002 ANGLES ±.020	FINISH	APV: S. ZHAO	NAME: RIGHT ANGLE WITH SHORT GUIDES AND LP CONTACTS ASSEMBLY MULTI-BEAM XLE
MATERIAL			PRODUCT SPEC: 108-2292	SIZE: A100779
			APPLICATION SPEC: 114-13251	SCALE: 4:1
			WEIGHT	SHEET 27 OF 42
			CUSTOMER DRAWING	REV S2

STC TE Connectivity

LOC	DIST	REVISIONS			
P	LTN	DESCRIPTION	DATE	DWN	APVD
ES	00	SEE SHEET 1	-	-	-

PART NUMBER	ROWS	POWER						SIGNAL			POWER	
		P1	P2	P3	P4	P5	P6	1	2	3	P7	P8
5-6450830-5	D	TM	TM	TM	TM	TM	TM	J	J	J	LML	LML
	C							K	K	K		
	B							N	N	N		
	A							S	S	H		

PART NUMBER	ROWS	POWER			SIGNAL				POWER							
		P1	P2	P3	1	2	3	4	P4	P5	P6	P7	P8			
5-6450830-6	D	TM	TM	TM	J	J	J	J	TM	TM	TM	TM	TM			
	C				K	K	K	K								
	B				N	N	N	N								
	A				S	S	S	S								

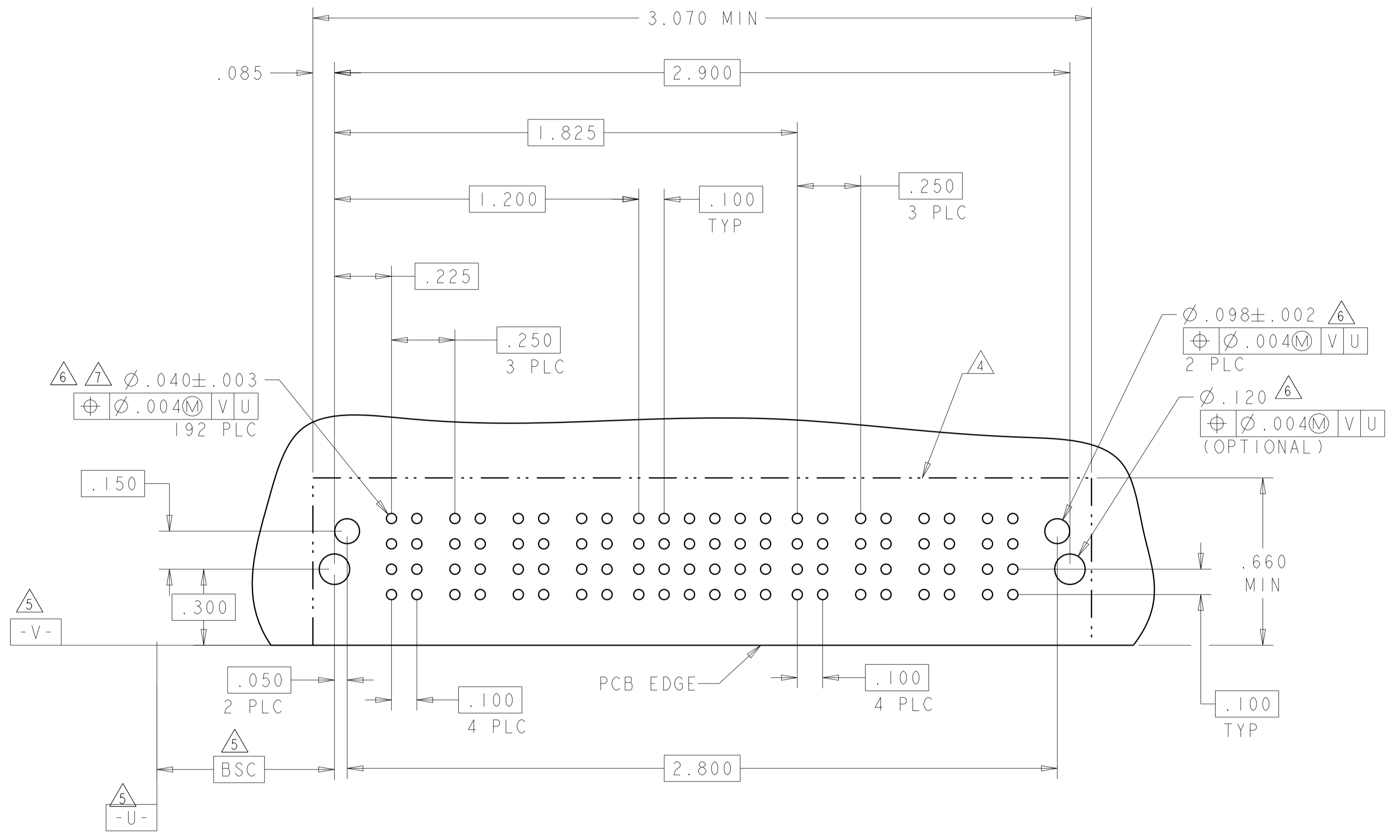


THIS DRAWING IS A CONTROLLED DOCUMENT.		DWN: S. ZHAO 10APR2007	 TE Connectivity
DIMENSIONS: INCHES		CHK: S. ZHAO 10APR2007	
TOLERANCES UNLESS OTHERWISE SPECIFIED:		APVD: S. ZHAO	NAME: RIGHT ANGLE WITH SHORT GUIDES AND LP CONTACTS ASSEMBLY MULTI-BEAM XLE
0 PLC ±.01		PRODUCT SPEC: 108-2292	SIZE: A100779C=6450830
1 PLC ±.01		APPLICATION SPEC: 114-13251	RESTRICTED TO: -
2 PLC ±.005		WEIGHT: -	SCALE: 4:1 SHEET 28 OF 42 REV: S2
3 PLC ±.002		CUSTOMER DRAWING	
4 PLC ±.0020			
ANGLES: ±.7°			
FINISH: -			

LOC		DIST		REVISONS			
ES	00	P	LTM	DESCRIPTION	DATE	DWN	APVD
				SEE SHEET 1			

PART NUMBER	ROWS	POWER				SIGNAL						POWER			
		P1	P2	P3	P4	1	2	3	4	5	6	P5	P6	P7	P8
5-6450830-7	D	TM	TM	TM	TM	J	J	J	J	J	J	TM	TM	TM	TM
	C					K	K	K	K	K	K				
	B					N	N	N	N	N	N				
	A					S	S	S	S	S	H				

4P + 24S + 4P



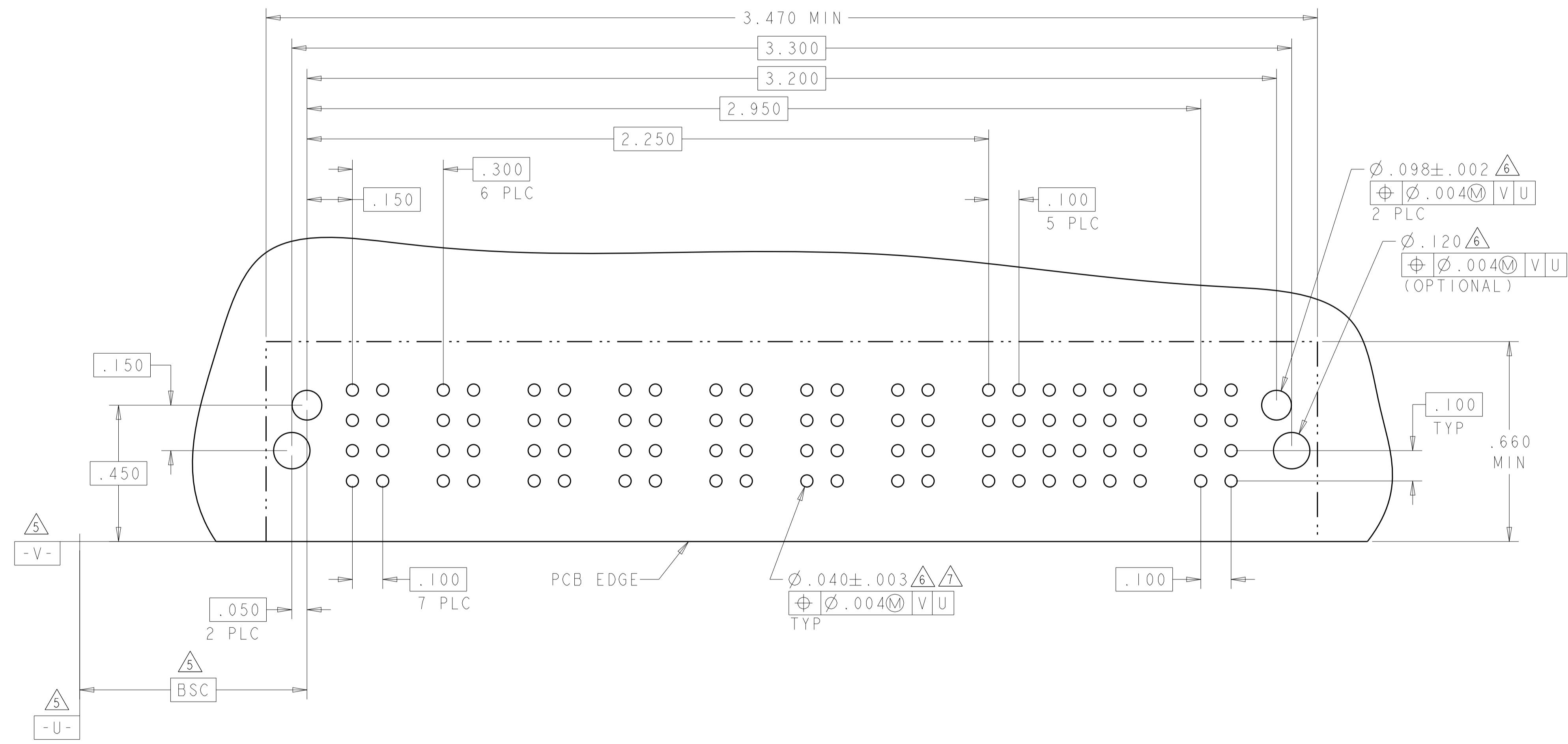
THIS DRAWING IS A CONTROLLED DOCUMENT.		DWN S. ZHAO	10APR2007	 TE Connectivity
DIMENSIONS: INCHES		CHK S. ZHAO	10APR2007	
TOLERANCES UNLESS OTHERWISE SPECIFIED: 0 PLC ±. 1 PLC ±.01 2 PLC ±.01 3 PLC ±.005 4 PLC ±.0020 ANGLES ±.2°		APVD S. ZHAO	-	NAME RIGHT ANGLE WITH SHORT GUIDES AND LP CONTACTS ASSEMBLY MULTI-BEAM XLE
MATERIAL		PRODUCT SPEC	108-2292	SIZE A100779
FINISH		APPLICATION SPEC	114-13251	CAGE CODE 6450830
		RESTRICTED TO	CUSTOMER DRAWING	SCALE 4:1 SHEET 29 OF 42 REV S2

LOC	DIST	REVISIONS			
		REV	DATE	BY	APPD
ES	00	-	-	-	-
		SEE SHEET 1			

N6

PART NUMBER	ROWS	POWER						SIGNAL						P8
		P1	P2	P3	P4	P5	P6	P7	1	2	3	4	5	
5-6450830-8	D							FJ	FJ	FJ	FJ	FJ	FJ	
	C							K	K	K	K	K	K	
	B	TM	TM	TM	TM	TM	TM	N	N	N	N	N	N	TM
	A	HD						S	S	S	S	S	S	HD

7ACP + 24S + 1P



THIS DRAWING IS A CONTROLLED DOCUMENT.		DWN S. ZHAO 10APR2007 CHK S. ZHAO 10APR2007 APVD S. ZHAO NAME S. ZHAO	TE Connectivity RIGHT ANGLE WITH SHORT GUIDES AND LP CONTACTS ASSEMBLY MULTI-BEAM XLE
DIMENSIONS: INCHES 	TOLERANCES UNLESS OTHERWISE SPECIFIED: 0 PLC ±. 1 PLC ±.01 2 PLC ±.01 3 PLC ±.005 4 PLC ±.0020 ANGLES ±.2°	PRODUCT SPEC 108-2292 APPLICATION SPEC 114-13251 WEIGHT CUSTOMER DRAWING	
MATERIAL	FINISH	SIZE CAGE CODE DRAWING NO A100779C=6450830 SCALE 4:1 SHEET 30 OF 42 REV S2	RESTRICTED TO

LOC	DIST	REVISIONS			
P	LTN	DESCRIPTION	DATE	DMN	APVD
ES	00	SEE SHEET 1			

PART NUMBER	ROWS	POWER				SIGNAL						POWER	LOW POWER								
		P1	P2	P3	P4	P5	1	2	3	4	5	6	P6	LP1	LP2	LP3	LP4	LP5	LP6	LP7	
6-6450830-2	D						J	J	J	J	J	J									
	C						K	K	K	K	K	K									
	B						N	N	N	N	N	N									
	A	HD						S	S	S	S	S	S								

NO CONTACTS LOADED



PART NUMBER	ROWS	POWER			SIGNAL					POWER		
		P1	P2	P3	1	2	3	4	5	6	P4	P5
6-6450830-4	D				J	J	J	J	J			
	C				K	K	K	K	K			
	B				N	N	N	N	N			
	A	HD				S	S	S	S	S		



THIS DRAWING IS A CONTROLLED DOCUMENT.

DIMENSIONS: INCHES	TOLERANCES UNLESS OTHERWISE SPECIFIED:	DMN: S. ZHAO 10APR2007	CHK: S. ZHAO 10APR2007	APVD: S. ZHAO	NAME: S. ZHAO
	0 PLC ±.01	PRODUCT SPEC	RIGHT ANGLE WITH SHORT GUIDES AND LP CONTACTS ASSEMBLY MULTI-BEAM XLE		
	1 PLC ±.01	APPLICATION SPEC	SIZE: CAGE CODE: DRAWING NO: RESTRICTED TO		
	2 PLC ±.01	114-13251	A100779C=6450830		
	3 PLC ±.01	WEIGHT	SCALE: 4:1 SHEET 31 OF 42 REV: S2		

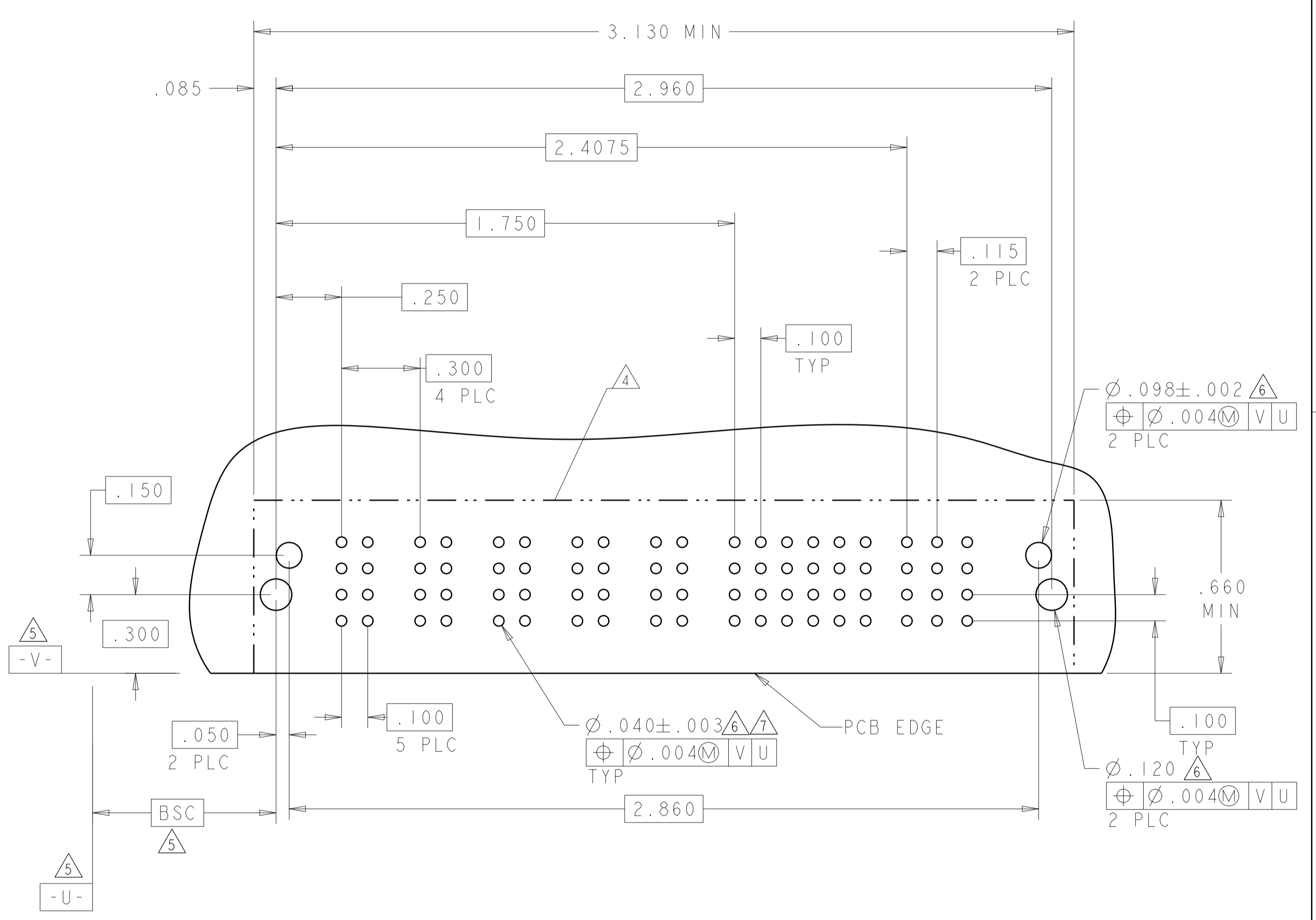
MATERIAL: FINISH: CUSTOMER DRAWING

LOC	DIST	REVISIONS			
ES	00	REV	DATE	BY	APPV
		1	SEE SHEET 1		

PART NUMBER	ROWS	POWER						SIGNAL						POWER			
		P1	P2	P3	P4	P5	P6	1	2	3	4	5	6	P7	P8	P9	
6-6450830-3	D							J	J	J	J	J	J				
	C	TM	TM	TM	TM	TM	TM	K	K	K	K	K	K	TM	TM	TM	
	B							N	N	N	N	N	N				
	A	HD						S	S	S	S	S	S				
6P + 40S + 3ACP																	

PART NUMBER	ROWS	POWER					SIGNAL						POWER			
		P1	P2	P3	P4	P5	1	2	3	4	5	6	LP1	LP2	LP3	LP4
6-6450830-6	D						J	J	J	J	J	J				
	C	TM	TM	TM	TM	TM	K	K	K	K	K	K	LMF	LM	LM	
	B						N	N	N	N	N	N				
	A	HD					S	S	S	S	S	S				
5ACP + 24S + 4LP																

NO CONTACTS LOADED



THIS DRAWING IS A CONTROLLED DOCUMENT.		OWN: S. ZHAO 10APR2007	TE Connectivity
DIMENSIONS: INCHES		CHK: S. ZHAO 10APR2007	
TOLERANCES UNLESS OTHERWISE SPECIFIED:		APVD: S. ZHAO	NAME: RIGHT ANGLE WITH SHORT GUIDES AND LP CONTACTS ASSEMBLY MULTI-BEAM XLE
0 PLC ±. 2 PLC ±.01 3 PLC ±.005 4 PLC ±.0020 ANGLES ±.020		PRODUCT SPEC: 108-2292	SIZE: A100779
MATERIAL: -		APPLICATION SPEC: 114-13251	RESTRICTED TO: -
FINISH: -		WEIGHT: -	SCALE: 4:1 SHEET 32 OF 42 REV: S2
CUSTOMER DRAWING		CAGE CODE: 6450830	

LOC	DIST	REVISIONS			
ES	00	REV	DATE	BY	APPV
-	-	SEE SHEET 1	-	-	-

PART NUMBER	ROWS	LOW POWER				SIGNAL								LOW POWER									
		LP1	LP2	LP3	LP4	1	2	3	4	5	6	7	8	9	10	11	12	LP5	LP6	LP7	LP8		
6-6450830-8	D	LMF	LM	LM	LM	J	J	J	J	J	J	J	J	J	J	J	J	LMF	LM	LM	LM		
	C					K	K	K	K	K	K	K	K	K	K	K	K					K	
	B					N	N	N	N	N	N	N	N	N	N	N	N					N	N
	A					S	S	S	S	S	S	S	S	S	S	S	S					S	S

4LP + 48S + 4LP

PART NUMBER	ROWS	LOW POWER						SIGNAL																LOW POWER																		
		LP1	LP2	LP3	LP4	LP5	LP6	1	2	3	4	5	6	7	8	9	10	11	12	13	14	15	16	17	18	20	21	22	23	24	LP7	LP8	LP9	LP10								
6-6450830-9	D	LMF	LM	LM	LM	LMF	LM	J	J	J	J	J	J	J	J	J	J	J	J	J	J	J	J	J	J	J	J	J	J	J	J	J	J	J	J	LMF	LM	LM	LM			
	C							K	K	K	K	K	K	K	K	K	K	K	K	K	K	K	K	K	K	K	K	K	K	K	K	K	K	K	K					K	K	
	B							N	N	N	N	N	N	N	N	N	N	N	N	N	N	N	N	N	N	N	N	N	N	N	N	N	N	N	N					N	N	N
	A							S	S	S	S	S	S	S	S	S	S	S	S	S	S	S	S	S	S	S	S	S	S	S	S	S	S	S	S					S	S	S

6LP + 96S + 4LP

PART NUMBER	ROWS	LOW POWER						SIGNAL																LOW POWER																		
		LP1	LP2	LP3	LP4	LP5	LP6	1	2	3	4	5	6	7	8	9	10	11	12	13	14	15	16	17	18	20	21	22	23	24	LP7	LP8	LP9	LP10								
7-6450830-0	D	LM	LM	LMF	LM	LM	LM	J	J	J	J	J	J	J	J	J	J	J	J	J	J	J	J	J	J	J	J	J	J	J	J	J	J	J	J	LMF	LM	LM	LM			
	C							K	K	K	K	K	K	K	K	K	K	K	K	K	K	K	K	K	K	K	K	K	K	K	K	K	K	K	K					K	K	
	B							N	N	N	N	N	N	N	N	N	N	N	N	N	N	N	N	N	N	N	N	N	N	N	N	N	N	N	N					N	N	N
	A							S	S	S	S	S	S	S	S	S	S	S	S	S	S	S	S	S	S	S	S	S	S	S	S	S	S	S	S					S	S	S

6LP + 96S + 4LP

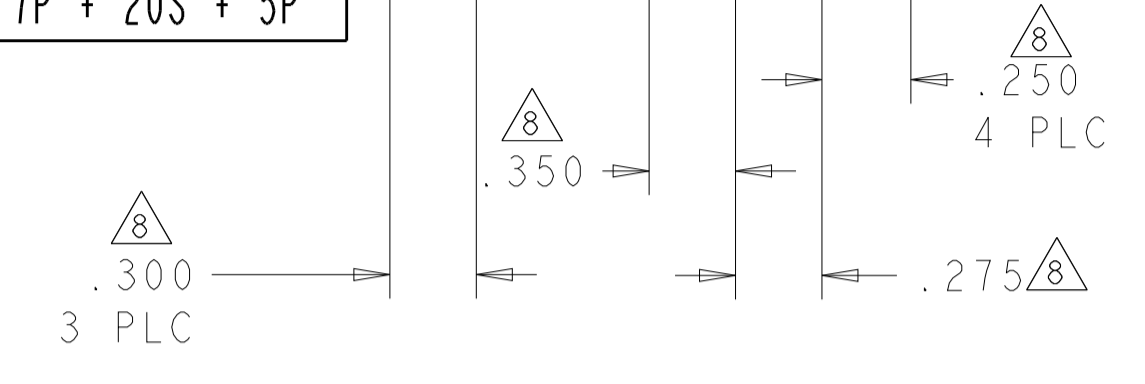


6-6450830-9 AND 7-6450830-9 PCB LAYOUT

THIS DRAWING IS A CONTROLLED DOCUMENT.		OWN: S. ZHAO 10APR2007	 TE Connectivity
DIMENSIONS: INCHES		CHK: S. ZHAO 10APR2007	
TOLERANCES UNLESS OTHERWISE SPECIFIED:		APVD: S. ZHAO	NAME: RIGHT ANGLE WITH SHORT GUIDES AND LP CONTACTS ASSEMBLY MULTI-BEAM XLE
0 PLC ±. 1 PLC ±.01 2 PLC ±.01 3 PLC ±.005 4 PLC ±.002 ANGLES ±.020		PRODUCT SPEC: 108-2292	SIZE: A1
MATERIAL: . . . FINISH: . . .		APPLICATION SPEC: 114-13251	CAGE CODE: 6450830
		WEIGHT: . . .	RESTRICTED TO: . . .
		CUSTOMER DRAWING	SCALE: 4:1 SHEET 34 OF 42 REV: S2

LOC	DIST	REVISIONS			
P	LTN	DESCRIPTION	DATE	DMN	APVD
-	-	SEE SHEET 1	-	-	-

PART NUMBER	ROWS	POWER										SIGNAL					POWER				
		P1	P2	P3	P4	P5	P6	P7	P8	P9	P10	1	2	3	4	5	P11	P12	P13	P14	P15
7-6450830-1	D C B A	TM	TM	TM	TM	TM	TM	TM	TM	TM	TM	J	J	J	J	J	TM	TM	TM	TM	TM
												K	K	K	K	K					
												N	N	N	N	N					
3ACP + 7P + 20S + 5P		HD																			



THIS DRAWING IS A CONTROLLED DOCUMENT.		DMN S.ZHAO 10APR2007	TE Connectivity
DIMENSIONS: INCHES		CHK S.ZHAO 10APR2007	
TOLERANCES UNLESS OTHERWISE SPECIFIED: 0 PLC \pm .01 1 PLC \pm .01 2 PLC \pm .01 3 PLC \pm .005 4 PLC \pm .002 ANGLES \pm .2°		APVD S.ZHAO	NAME
		PRODUCT SPEC 108-2292	RIGHT ANGLE WITH SHORT GUIDES AND LP CONTACTS ASSEMBLY MULTI-BEAM XLE
MATERIAL		APPLICATION SPEC 114-13251	SIZE CAGE CODE DRAWING NO RESTRICTED TO
FINISH		WEIGHT	A100779C=6450830
CUSTOMER DRAWING		SCALE 4:1	SHEET 35 OF 42 REV S2

LOC	DIST	REVISIONS			
P	LTN	DESCRIPTION	DATE	OWN	APVD
-	-	SEE SHEET 1	-	-	-

PART NUMBER	ROWS	POWER		SIGNAL		POWER	
		P1	P2	1	2	P1	P2
7-6450830-2	D C B A	TM	TM	J	J	TM	TM
				K	K		
				N	N		
				S	S		
IP + 8S + IP							

PART NUMBER	ROWS	POWER			SIGNAL				POWER		
		P1	P2	P3	1	2	3	4	P4	P5	P6
7-6450830-3	D C B A	TM	TM	TM	J	J	J	J	TM	TM	TM
					K	K	K	K			
					N	N	N	N			
					S	H	H	S			
3P + 16S + 3P											



THIS DRAWING IS A CONTROLLED DOCUMENT.		OWN: S. ZHAO 10APR2007	 TE Connectivity
DIMENSIONS: INCHES		CHK: S. ZHAO 10APR2007	
TOLERANCES UNLESS OTHERWISE SPECIFIED:		APVD: S. ZHAO	NAME: RIGHT ANGLE WITH SHORT GUIDES AND LP CONTACTS ASSEMBLY MULTI-BEAM XLE
0 PLC ±.01	1 PLC ±.01	PRODUCT SPEC: 108-2292	SIZE: A100779
2 PLC ±.01	3 PLC ±.005	APPLICATION SPEC: 114-13251	CAGE CODE: C=6450830
4 PLC ±.0020	ANGLES ±.0020	WEIGHT: -	RESTRICTED TO: -
MATERIAL: -	FINISH: -	CUSTOMER DRAWING	SCALE: 4:1 SHEET 36 OF 42 REV: S2

LOC	DIST	REVISIONS			
ES	00	REV	DATE	BY	APPV
		-	SEE SHEET 1	-	-

R3

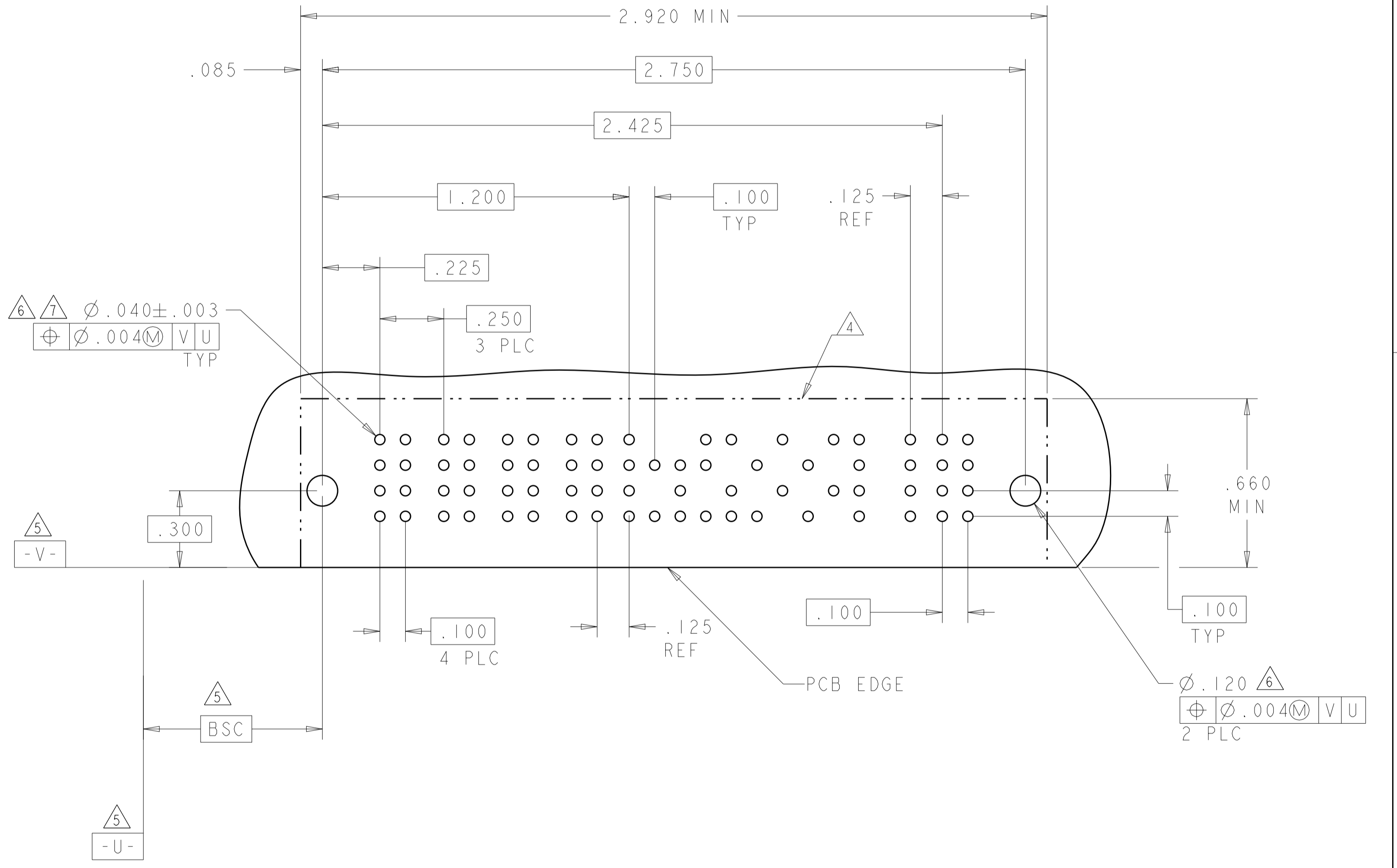
PART NUMBER	ROWS	LOW POWER			SIGNAL			LOW POWER			
		LP1	LP2	LP3	1	2	3	LP4	LP5	LP6	LP7
7-6450830-6	D	LM	LM	LM	J	J	J	LM	LM	LM	LM
	C				K	K	K				
	B				N	N	N				
	A				S	S	S				

3LP + 12S + 4LP

PART NUMBER	ROWS	POWER				SIGNAL												POWER		
		P1	P2	P3	P4	1	2	3	4	5	6	7	8	9	10	11	12	P4		
7-6450830-7	D	TM	TM	TM	TM	E			E	J		J		J		J		E		
	C					F	F	F	F		K		K		F		F			
	B					G		G		N		N		N		G		N		
	A					H	H	H	H	H		S		H		H				

4P + 48S + 1P

BLANK SIGNAL PINS ARE UNLOADED PINS

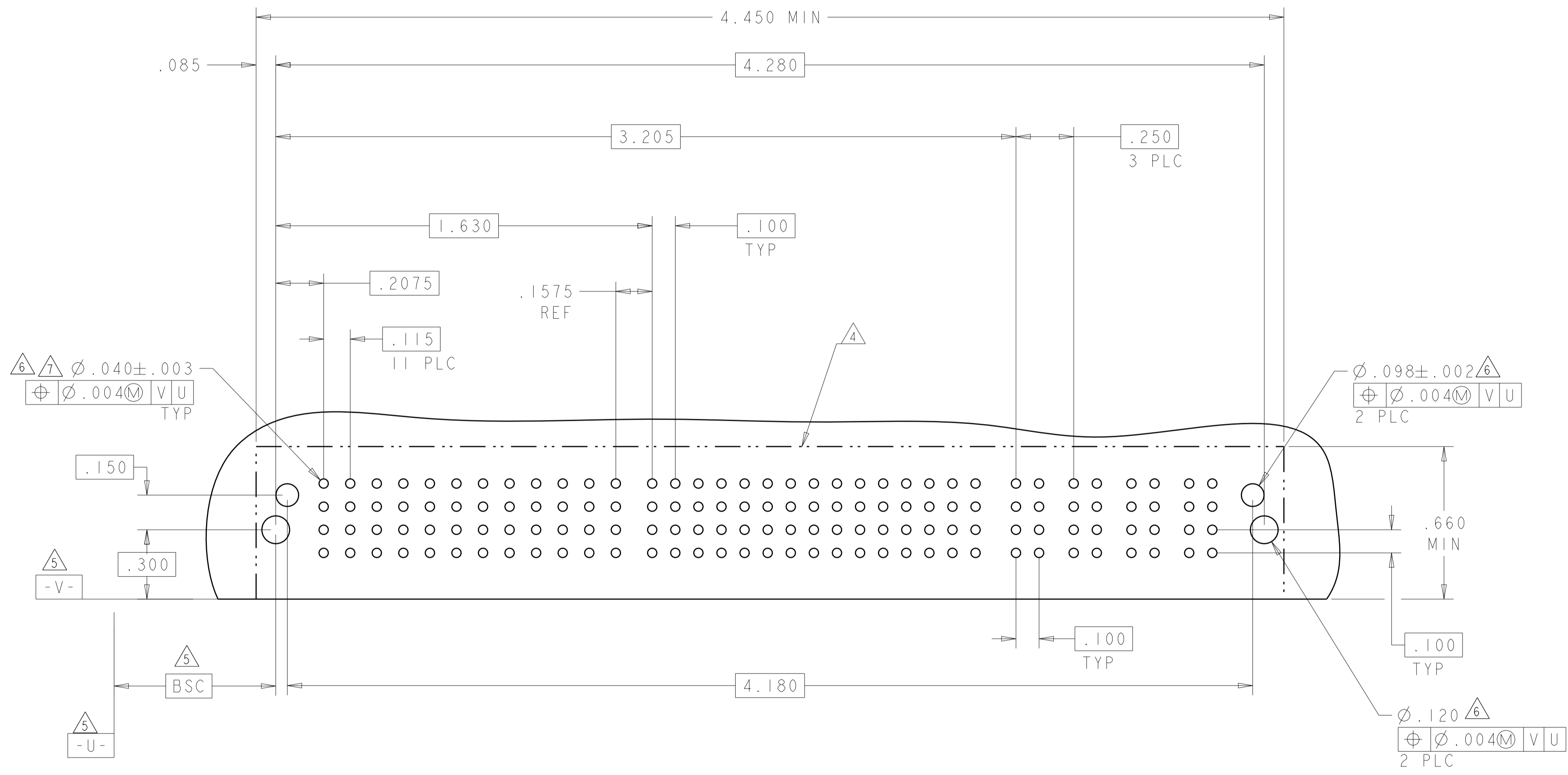


THIS DRAWING IS A CONTROLLED DOCUMENT.		OWN: S. ZHAO 10APR2007	 TE Connectivity
DIMENSIONS: INCHES		CHK: S. ZHAO 10APR2007	
TOLERANCES UNLESS OTHERWISE SPECIFIED:		APVD: S. ZHAO	NAME: RIGHT ANGLE WITH SHORT GUIDES AND LP CONTACTS ASSEMBLY MULTI-BEAM XLE
0 PLC ± .01		PRODUCT SPEC: 108-2292	SIZE: A100779
1 PLC ± .01		APPLICATION SPEC: 114-13251	CAGE CODE: C=6450830
2 PLC ± .005		WEIGHT: -	RESTRICTED TO: -
3 PLC ± .002		CUSTOMER DRAWING	SCALE: 4:1 SHEET 37 OF 42 REV: S2
ANGLES ± .0020			
FINISH: -			

LOC	DIST	REVISIONS					
		P	LTN	DESCRIPTION	DATE	DMN	APVD
ES	00	-	-	SEE SHEET 1	-	-	-

PART NUMBER	ROWS	LOW POWER												SIGNAL															POWER			
		LP1	LP2	LP3	LP4	LP5	LP6	LP7	LP8	LP9	LP10	LP11	LP12	1	2	3	4	5	6	7	8	9	10	11	12	13	14	15	P1	P2	P3	P4
7-6450830-8	D												J	J	J	J	J	J	J	J	J	J	J	J	J	J	J					
	C	LM	LM	LM	LM	LM	LM	LM	LM	LM	LM	LM	K	K	K	K	K	K	K	K	K	K	K	K	K	K	K	TM	TM	TM	TM	
	B												N	N	N	N	N	N	N	N	N	N	N	N	N	N	N					
	A	HD											S	S	S	S	S	S	S	S	S	S	S	S	S	S	S					

12LP + 60S + 4P



THIS DRAWING IS A CONTROLLED DOCUMENT.		DMN S.ZHAO 10APR2007	 TE Connectivity
DIMENSIONS: INCHES		CHK S.ZHAO 10APR2007	
TOLERANCES UNLESS OTHERWISE SPECIFIED:		APVD S.ZHAO	NAME
0 PLC ±			RIGHT ANGLE WITH SHORT GUIDES AND LP CONTACTS ASSEMBLY MULTI-BEAM XLE
1 PLC ±.01			PRODUCT SPEC
2 PLC ±.01			108-2292
3 PLC ±.005			APPLICATION SPEC
4 PLC ±.0020			114-13251
ANGLES ±.2°			RESTRICTED TO
MATERIAL		WEIGHT	A100779C=6450830
FINISH		CUSTOMER DRAWING	SCALE 4:1 SHEET 38 OF 42 REV S2

LOC	DIST	REVISIONS			
P	LTN	DESCRIPTION	DATE	DMN	APVD
-	-	SEE SHEET 1	-	-	-

PART NUMBER	ROWS	POWER							SIGNAL						POWER										
		P1	P2	P3	P4	P5	P6	P7	1	2	3	4	5	6	P8	P9	P10	P11	P12	P13	P14				
7-6450830-9	D		TM	TM	TM	TM	TM	TM	E	E	E	E	E	E	TM	TM	TM	TM	TM	TM	TM				
	C								F	F	F	F	F	F											
	B								G	G	G	G	G	G											
	A								H	H	H	H	H	H											
7P + 24S + 7P																									

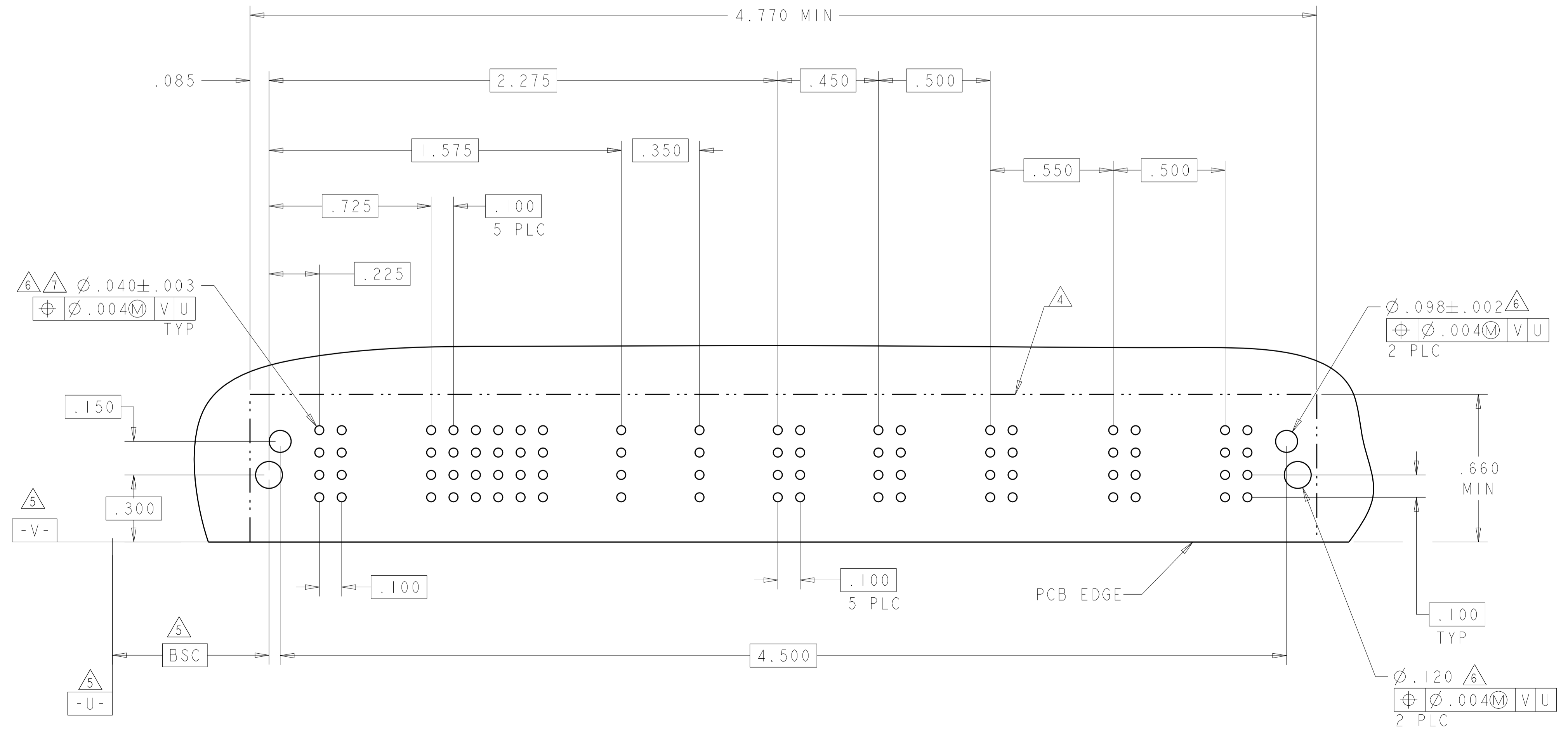
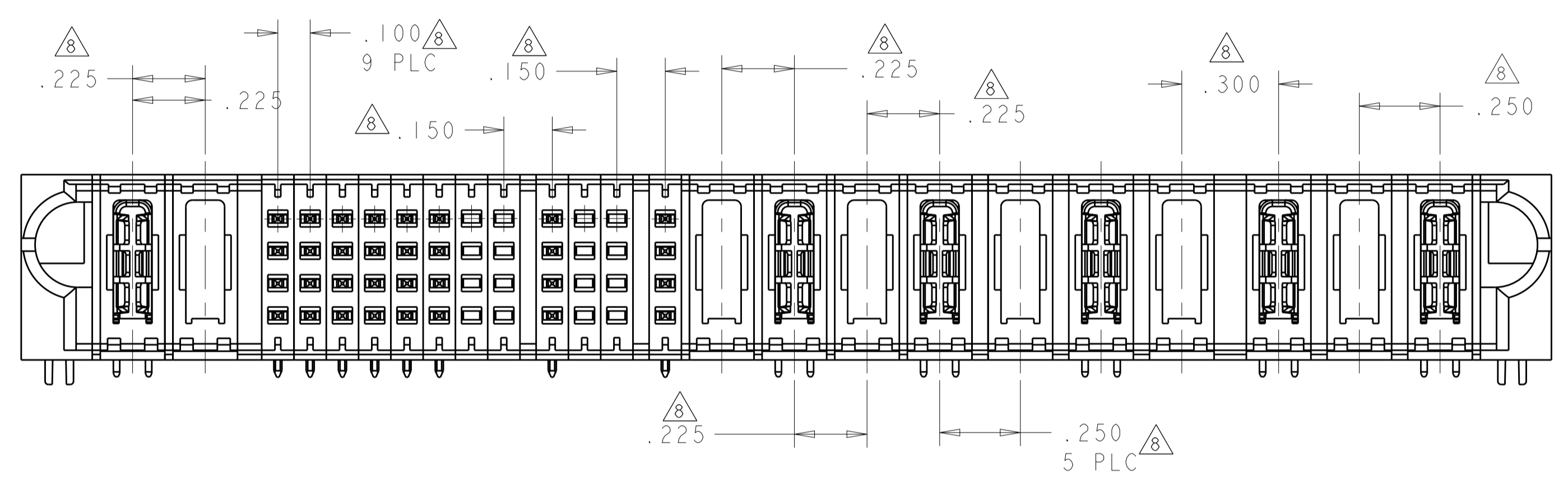


THIS DRAWING IS A CONTROLLED DOCUMENT.		DMN S.ZHAO 10APR2007	 TE Connectivity
DIMENSIONS: INCHES		CHK S.ZHAO 10APR2007	
TOLERANCES UNLESS OTHERWISE SPECIFIED:		APVD S.ZHAO	NAME
0 PLC ±. 1 PLC ±.01 2 PLC ±.01 3 PLC ±.005 4 PLC ±.0020 ANGLES ±.7°		PRODUCT SPEC 108-2292	RIGHT ANGLE WITH SHORT GUIDES AND LP CONTACTS ASSEMBLY MULTI-BEAM XLE
MATERIAL		APPLICATION SPEC 114-13251	SIZE CAGE CODE DRAWING NO. RESTRICTED TO
FINISH		WEIGHT	A100779C=6450830
CUSTOMER DRAWING		SCALE 4:1	SHEET 39 OF 42 REV S2

LOC	DIST	REVISIONS					
		P	LTN	DESCRIPTION	DATE	DWN	APVD
ES	00	-	-	SEE SHEET 1	-	-	-

PART NUMBER	ROWS	POWER		SIGNAL												POWER											
		P1	P2	1	2	3	4	5	6	7	8	9	10	11	12	P3	P4	P5	P6	P7	P8	P9	P10	P11	P12		
8-6450830-1	D	TM	HD	E	J	J	J	J	J	J	J	J	J	J	J	J	J	J	J	J	J	J	J	J	J		
	C			F	K	K	K	K	K	K	K	K	K	K	K	K	K	K	K	K	K	K	K	K	K	K	
	B			G	N	N	N	N	N	N	N	N	N	N	N	N	N	N	N	N	N	N	N	N	N	N	N
	A			H	S	S	S	S	S	S	S	S	S	S	S	S	S	S	S	S	S	S	S	S	S	S	

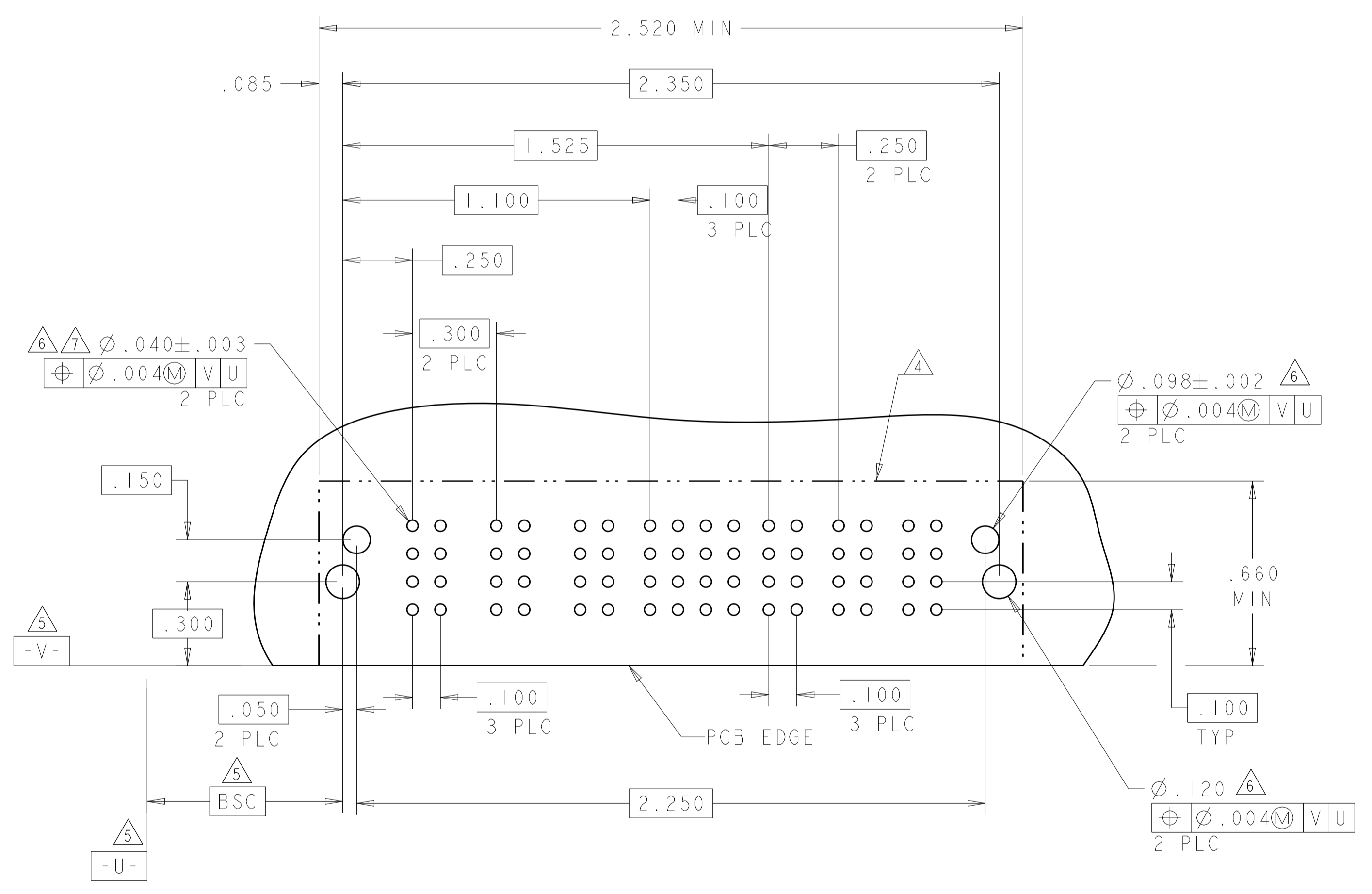
NO CONTACT LOADED
 NO CONTACTS LOADED
 NO CONTACTS LOADED
 NO CONTACTS LOADED



THIS DRAWING IS A CONTROLLED DOCUMENT.		DWN S.ZHAO 10APR2007	TE Connectivity
DIMENSIONS: INCHES		CHK S.ZHAO 10APR2007	
TOLERANCES UNLESS OTHERWISE SPECIFIED:		APVD S.ZHAO	NAME
0 PLC ±	1 PLC ±.01	PRODUCT SPEC	RIGHT ANGLE WITH SHORT GUIDES AND LP CONTACTS ASSEMBLY MULTI-BEAM XLE
2 PLC ±.01	3 PLC ±.01	APPLICATION SPEC	SIZE CAGE CODE DRAWING NO RESTRICTED TO
4 PLC ±.005	5 PLC ±.005	114-13251	A100779C=6450830
ANGLES ±.0020	FINISH	WEIGHT	SCALE 4:1 SHEET 40 OF 42 REV S2
MATERIAL		CUSTOMER DRAWING	

LOC	DIST	REVISIONS			
P	LTN	DESCRIPTION	DATE	DWN	APVD
-	-	SEE SHEET 1	-	-	-

PART NUMBER	ROWS	POWER			SIGNAL				POWER		
		P1	P2	P3	1	2	3	4	P4	P5	P6
8-6450830-0	D	TM	TM	TM	J	J	J	J	TM	TM	TM
	C				K	K	K	K			
	B				N	N	N	N			
	A				S	S	S	S			
3ACP + 16S + 3P											

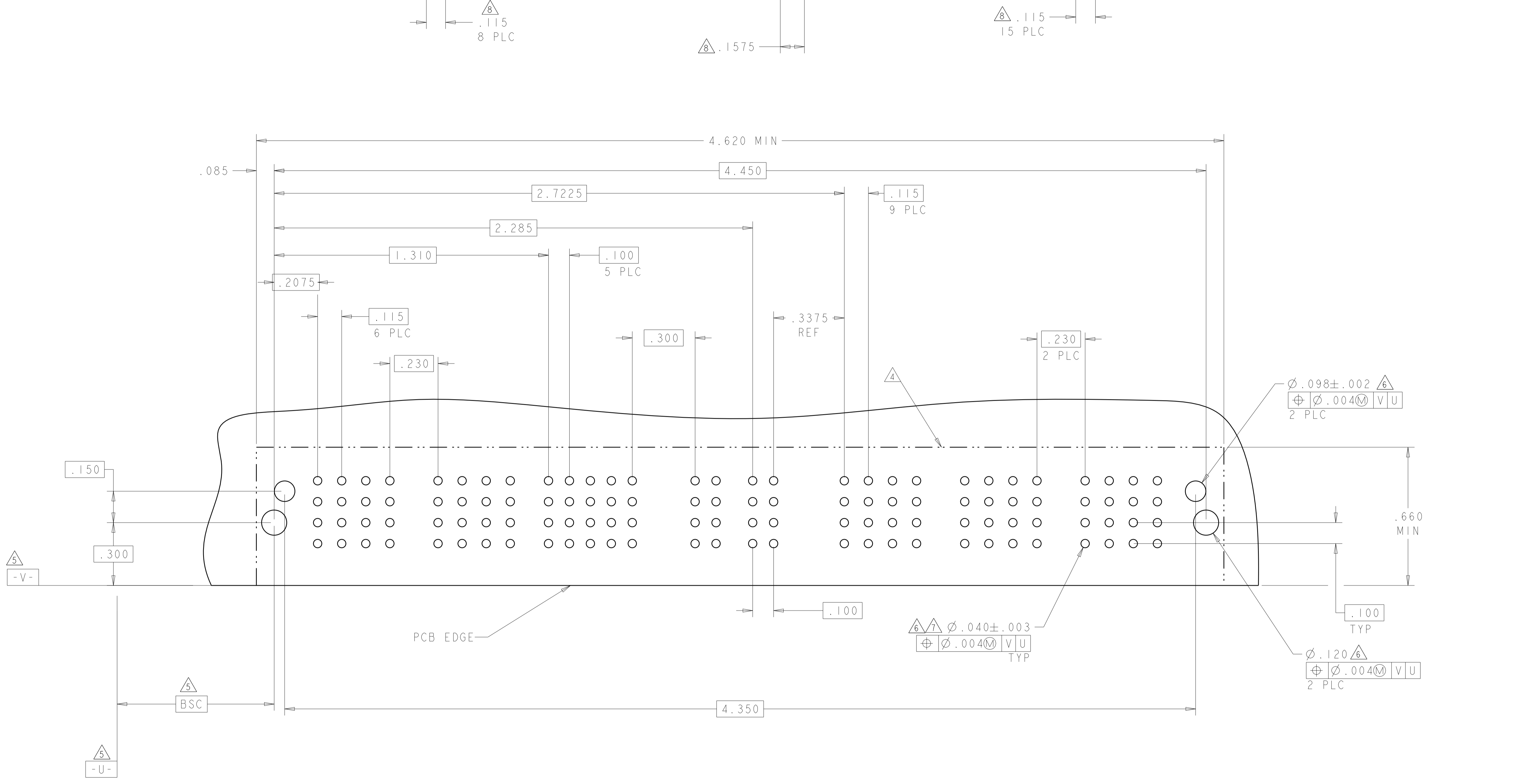


THIS DRAWING IS A CONTROLLED DOCUMENT.		DWN S. ZHAO 10APR2007	TE Connectivity										
DIMENSIONS: INCHES		CHK S. ZHAO 10APR2007											
TOLERANCES UNLESS OTHERWISE SPECIFIED:		APVD S. ZHAO	NAME RIGHT ANGLE WITH SHORT GUIDES AND LP CONTACTS ASSEMBLY MULTI-BEAM XLE										
<table border="1"> <tr> <td>0 PLC</td> <td>±</td> </tr> <tr> <td>1 PLC</td> <td>±.01</td> </tr> <tr> <td>2 PLC</td> <td>±.01</td> </tr> <tr> <td>3 PLC</td> <td>±.005</td> </tr> <tr> <td>4 PLC</td> <td>±.0020</td> </tr> </table>		0 PLC	±	1 PLC	±.01	2 PLC	±.01	3 PLC	±.005	4 PLC	±.0020	PRODUCT SPEC 108-2292	SIZE 114-13251
0 PLC	±												
1 PLC	±.01												
2 PLC	±.01												
3 PLC	±.005												
4 PLC	±.0020												
MATERIAL		APPLICATION SPEC	RESTRICTED TO										
FINISH		WEIGHT	A100779C=6450830										
CUSTOMER DRAWING		SCALE 4:1	SHEET 41 OF 42 REV S2										

LOC		DIST		REVISIONS			
ES	00	REV	DATE	BY	CHK	APPV	DESCRIPTION
		-	-	-	-	-	SEE SHEET 1

PART NUMBER	ROWS	LOW POWER								SIGNAL									POWER	LOW POWER														
		LP1	LP2	LP3	LP4	LP5	LP6	LP7	LP8	LP9	1	2	3	4	5	6	7	8		9	P1	LP10	LP11	LP12	LP13	LP14	LP15	LP16	LP17	LP18	LP19	LP20	LP21	LP22
8-6450830-2	D									E	E	E	E	E	-	-	E	E																
	C	LM	LM	LM	LMF	-	LMF	LM	LM	LM	F	F	F	F	F	-	-	F	F	TM	-	-	LML	LML	LML	LML	LML	LML	LML	LML	LML	LML	LML	
	B									G	G	G	G	G	-	-	G	G																
	A	HD								H	H	H	H	H	-	-	H	H																

- NO CONTACTS LOADED



THIS DRAWING IS A CONTROLLED DOCUMENT.		OWN S. ZHAO 10APR2007	TE Connectivity	
DIMENSIONS: INCHES		CHK S. ZHAO 10APR2007		
TOLERANCES UNLESS OTHERWISE SPECIFIED:		APVD S. ZHAO	NAME	
0 PLC ±		PRODUCT SPEC	RIGHT ANGLE WITH SHORT GUIDES AND LP CONTACTS ASSEMBLY MULTI-BEAM XLE	
2 PLC ±.01		108-2292	SIZE CAGE CODE DRAWING NO RESTRICTED TO	
3 PLC ±.005		APPLICATION SPEC	A100779C=6450830	
4 PLC ±.0020		114-13251	SCALE 4:1 SHEET 42 OF 42 REV S2	
ANGLES ±.07°		WEIGHT	CUSTOMER DRAWING	
FINISH				

Компания «Life Electronics» занимается поставками электронных компонентов импортного и отечественного производства от производителей и со складов крупных дистрибьюторов Европы, Америки и Азии.

С конца 2013 года компания активно расширяет линейку поставок компонентов по направлению коаксиальный кабель, кварцевые генераторы и конденсаторы (керамические, пленочные, электролитические), за счёт заключения дистрибьюторских договоров

Мы предлагаем:

- Конкурентоспособные цены и скидки постоянным клиентам.
- Специальные условия для постоянных клиентов.
- Подбор аналогов.
- Поставку компонентов в любых объемах, удовлетворяющих вашим потребностям.
- Приемлемые сроки поставки, возможна ускоренная поставка.
- Доставку товара в любую точку России и стран СНГ.
- Комплексную поставку.
- Работу по проектам и поставку образцов.
- Формирование склада под заказчика.
- Сертификаты соответствия на поставляемую продукцию (по желанию клиента).
- Тестирование поставляемой продукции.
- Поставку компонентов, требующих военную и космическую приемку.
- Входной контроль качества.
- Наличие сертификата ISO.

В составе нашей компании организован Конструкторский отдел, призванный помогать разработчикам, и инженерам.

Конструкторский отдел помогает осуществить:

- Регистрацию проекта у производителя компонентов.
- Техническую поддержку проекта.
- Защиту от снятия компонента с производства.
- Оценку стоимости проекта по компонентам.
- Изготовление тестовой платы монтаж и пусконаладочные работы.



Тел: +7 (812) 336 43 04 (многоканальный)

Email: org@lifeelectronics.ru