

List of "SFW__R-3/4STE1HLF" customer document

DOCUMENT NO.	LIST
GS-12-0986	SPEC.
10118875	CAT.NO.TABLE FOR 1mm SPACING SMT CONNECTOR (SFW__R-3/4ST__HLF)
10118875	1mm SPACING SMT CONNECTOR (SFW__R-3ST__HLF)
10118875	1mm SPACING SMT CONNECTOR (SFW__R-4ST__HLF)
10118875	CAT.NO.TABLE FOR PLASTIC TAPE PACKAGED 1mm SPACING SMT CONNECTOR (SFW__R-3/4STE1HLF)
10118875	PLASTIC TAPE PACKAGED 1mm SPACING SMT CONNECTOR (SFW__R-3STE1HLF)
10118875	PLASTIC TAPE PACKAGED 1mm SPACING SMT CONNECTOR (SFW__R-4STE1HLF)
10118875	RECOMMENDED CABLE (FPC) (SFW__R-3/4ST__)
10118875	RECOMMENDED CABLE (FFC) (SFW__R-3/4ST__)
GS-20-130	HANDLING PROCEDURES



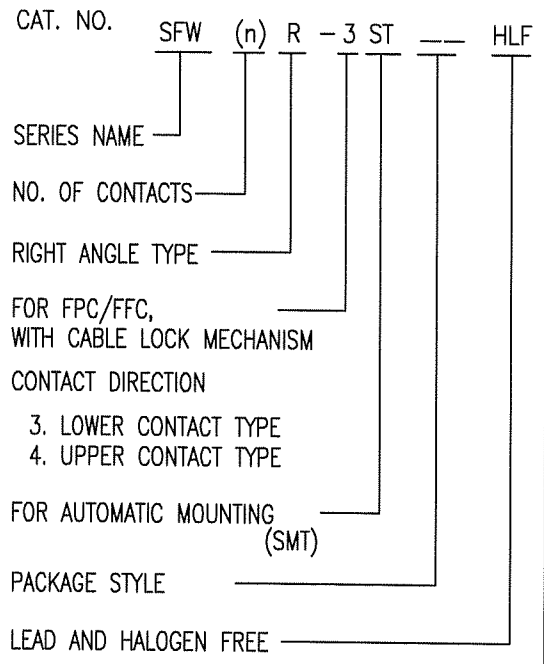
FCIconnect.com

Copyright FCI.

mat'l. code		-		surface 58 / ISO 1302		tolerance ISO 406 / ISO 1101		projection		product family 58RF		CODE JP	
ltr		ecn no		dr		date		tolerances unless otherwise specified		title		1mm SPACING FPC CONNECTOR DOCUMENT LIST (Cat. No. : SFW__R-3/4STE1HLF)	
A		J11-0174		S.W		2011-08-10		angles linear		mm		scale X	
dr		S.W		2011-8-10		engr		S.W		2011-8-10		FCI	
chr		S.W		2011-8-10		appd		M.W		Aug 11/11		dwg no sheet 1 of 9 size 10118875 A4	
type		Product		Customer		Drawing							
sheet index		revision sheet		A 1		A 2		A 3		A 4		A 5	
				A 6		A 7		A 8		A 9		Rev. A	

CAT. NO. & DIMENSIONS

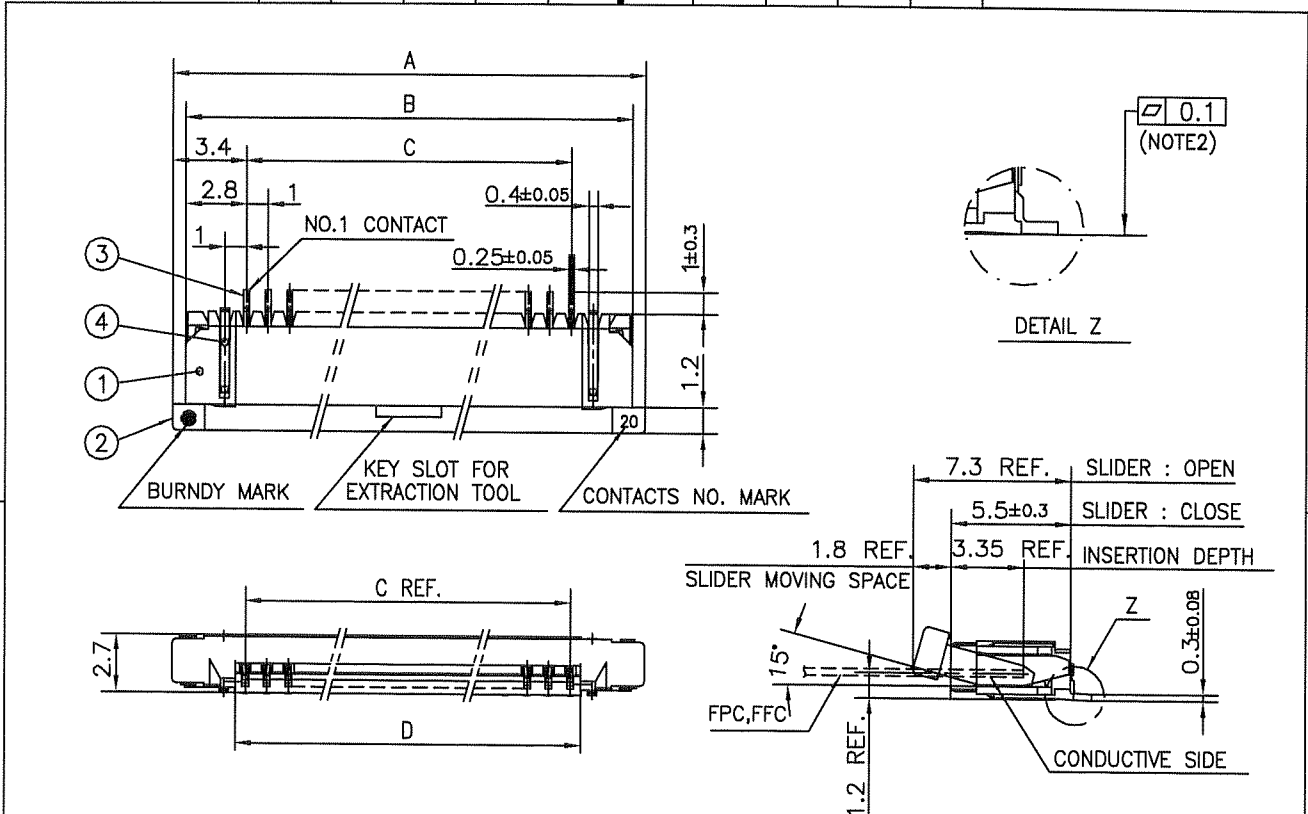
NO. OF CONTACTS (n)	CAT. NO.	DIMENSIONS (NOTE2)			
		A ± 0.2	B ± 0.2	C ± 0.2	D ± 0.1
4	SFW4R-3/4ST__HLF	9.8	8.6	3.0	3.92
5	SFW5R-3/4ST__HLF	10.8	9.6	4.0	4.92
6	SFW6R-3/4ST__HLF	11.8	10.6	5.0	5.92
7	SFW7R-3/4ST__HLF	12.8	11.6	6.0	6.92
8	SFW8R-3/4ST__HLF	13.8	12.6	7.0	7.92
9	SFW9R-3/4ST__HLF	14.8	13.6	8.0	8.92
10	SFW10R-3/4ST__HLF	15.8	14.6	9.0	9.92
11	SFW11R-3/4ST__HLF	16.8	15.6	10.0	10.92
12	SFW12R-3/4ST__HLF	17.8	16.6	11.0	11.92
13	SFW13R-3/4ST__HLF	18.8	17.6	12.0	12.92
14	SFW14R-3/4ST__HLF	19.8	18.6	13.0	13.92
15	SFW15R-3/4ST__HLF	20.8	19.6	14.0	14.92
16	SFW16R-3/4ST__HLF	21.8	20.6	15.0	15.92
17	SFW17R-3/4ST__HLF	22.8	21.6	16.0	16.92
18	SFW18R-3/4ST__HLF	23.8	22.6	17.0	17.92
19	SFW19R-3/4ST__HLF	24.8	23.6	18.0	18.92
20	SFW20R-3/4ST__HLF	25.8	24.6	19.0	19.92
21	SFW21R-3/4ST__HLF	26.8	25.6	20.0	20.92
22	SFW22R-3/4ST__HLF	27.8	26.6	21.0	21.92
23	SFW23R-3/4ST__HLF	28.8	27.6	22.0	22.92
24	SFW24R-3/4ST__HLF	29.8	28.6	23.0	23.92
25	SFW25R-3/4ST__HLF	30.8	29.6	24.0	24.92
26	SFW26R-3/4ST__HLF	31.8	30.6	25.0	25.92
27	SFW27R-3/4ST__HLF	32.8	31.6	26.0	26.92
28	SFW28R-3/4ST__HLF	33.8	32.6	27.0	27.92
29	SFW29R-3/4ST__HLF	34.8	33.6	28.0	28.92
30	SFW30R-3/4ST__HLF	35.8	34.6	29.0	29.92



NOTES

1. THIS PRODUCT IS THE CONNECTOR USED FOR FPC/FFC AND COPEs WITH AUTOMATIC MOUNTING (SMT).
2. SEE PART DRAWINGS FOR DIMENSIONS A~D.
3. THIS PRODUCT IS THE CONNECTOR WITH CABLE LOCK MECHANISM.

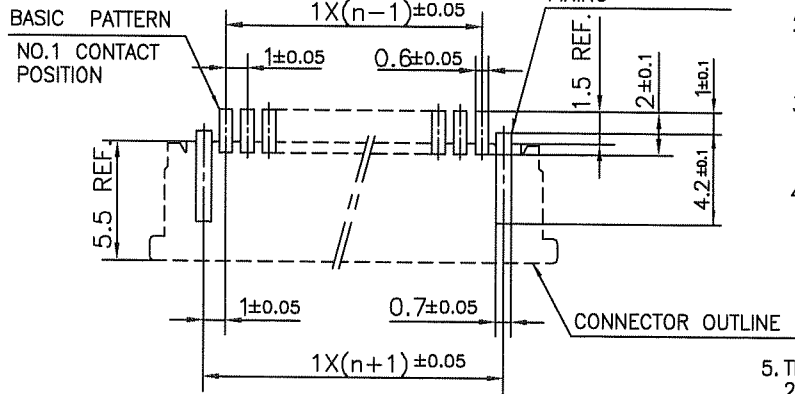
mat'l. code				surface 58 / tolerance ISO 1302 <input checked="" type="checkbox"/> ISO 406 / ISO 1101		projection		product family 58RF		CODE JP	
ltr ecn no dr date				tolerances unless otherwise specified				title CAT NO. TABLE FOR 1mm SPACING SMT CONNECTOR (Cat. No. SFW__R-3/4ST__HLF)			
A				angles linear		mm		dwg no 10118875 sheet 2 of 9 size A4			
				dr <i>S. Nishida</i> 2011-8-10				type Product Customer Drawing			
				enr <i>S. Nishida</i> 2011-8-10							
				chr <i>Z. Asano</i> 2011-8-10							
				app <i>M. G. ...</i> Aug 11/11							
sheet index		revision sheet								Rev. A	



PT. NO.	PARTS NAME	MATERIAL	Q'TY	NOTE
1	HOUSING	PPS RESIN GLASS REINFORCED (UL94V-0)	1	COLOR : GRAY
2	SLIDER		1	COLOR : GRAY
3	CONTACT	PHOSPHOR BRONZE	n	PLATING : TIN
4	MOUNTING PLATE		2	

n : NO. OF CONTACTS

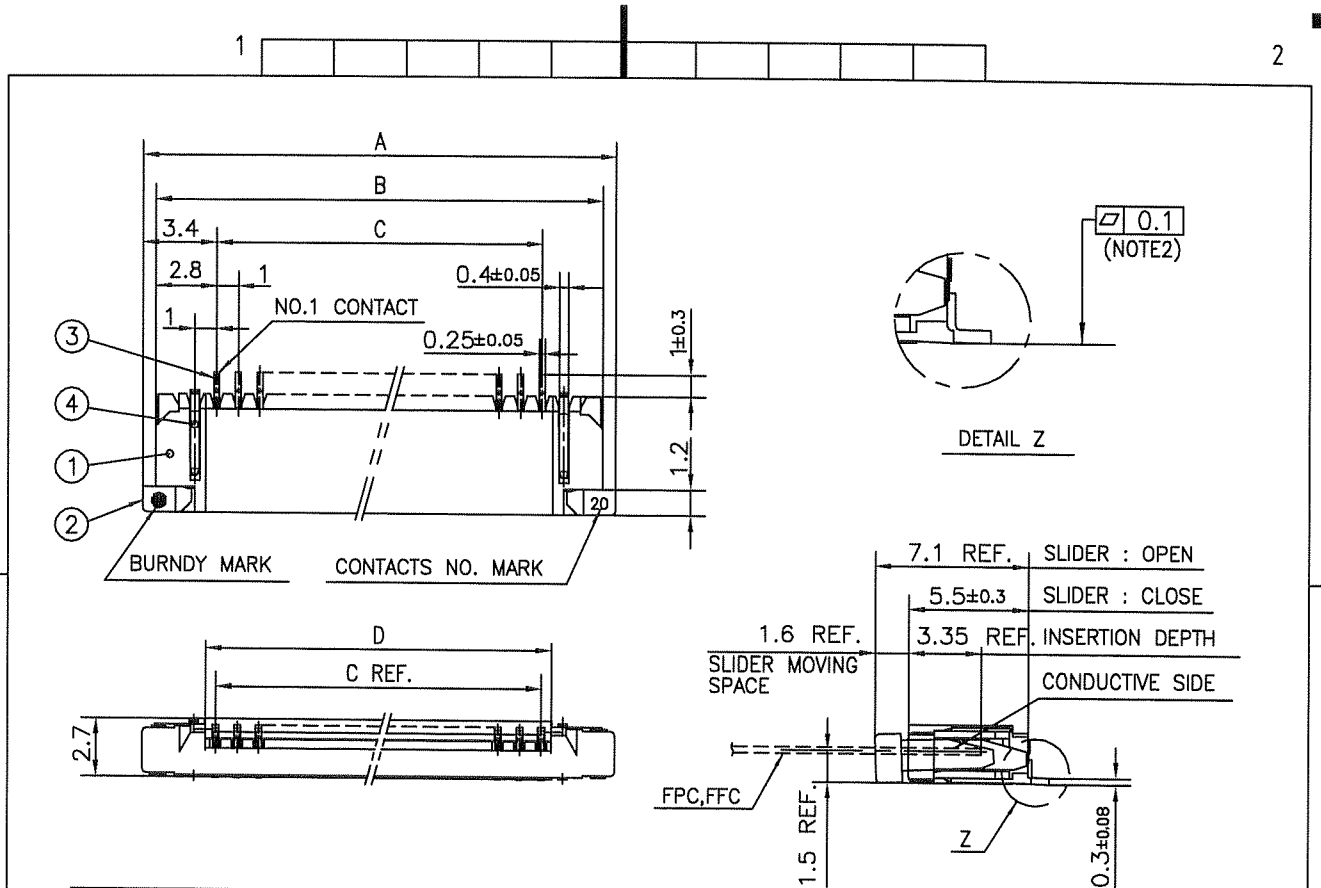
RECOMMENDED PC BOARD LAYOUT
(COMPONENT SIDE)



NOTES

1. THIS PRODUCT IS THE CONNECTOR USED FOR FPC/FFC AND COPELS WITH AUTOMATIC MOUNTING (SMT).
2. FLATNESS FOR CONTACT TERMINAL HOUSING MUST BE WITHIN TOLERANCE IN Z PORTION DETAILED DRAWING.
3. THIS PRODUCT IS LOWER CONTACT TYPE CONNECTOR WITH CABLE LOCK MECHANISM.
4. THIS PRODUCT MEETS EUROPEAN UNION DIRECTIVES AND OTHER COUNTRY REGULATIONS AS DESCRIBED IN GS-22-008
5. THE HOUSING WILL WITHSTAND EXPOSURE TO 260°C PEAK TEMPERATURE FOR 10 SECONDS IN A REFLOW SOLDERING OVEN.

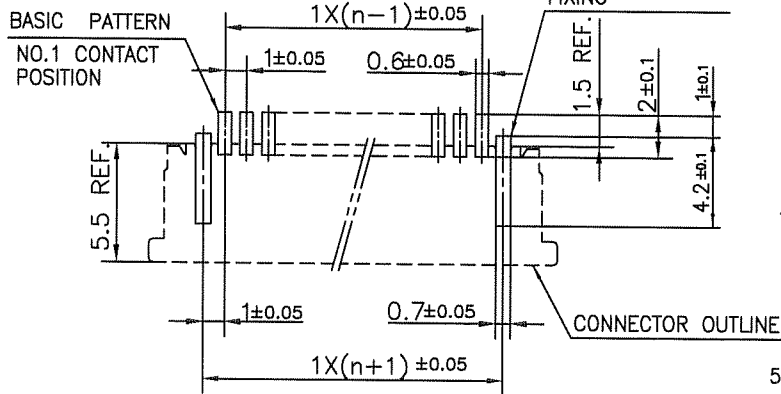
mat'l. code				surface 58/ISO 1302	tolerance ISO 406/ISO 1101	projection	product family 58RF	CODE JP	
ltr	ecn no	dr	date	tolerances unless otherwise specified		mm	title		
A				angles	linear ±0.2		1mm SPACING SMT CONNECTOR (Cat. No. SFW__R-3ST__HLF)		
				dr	2011-8-10	FCJ	dwg no sheet 3 of 9 size		
				enr	2011-8-10		10118875 A4		
				chr	2011-8-10		type Product Customer Drawing		
				appd	Aug 11/11				
sheet index	revision sheet								Rev. A



PT. NO.	PARTS NAME	MATERIAL	Q'TY	NOTE
1	HOUSING	PPS RESIN GLASS REINFORCED (UL94V-0)	1	COLOR : GRAY
2	SLIDER		1	COLOR : GRAY
3	CONTACT	PHOSPHOR BRONZE	n	PLATING : TIN
4	MOUNTING PLATE		2	

n : NO. OF CONTACTS

RECOMMENDED PC BOARD LAYOUT
(COMPONENT SIDE)



NOTES

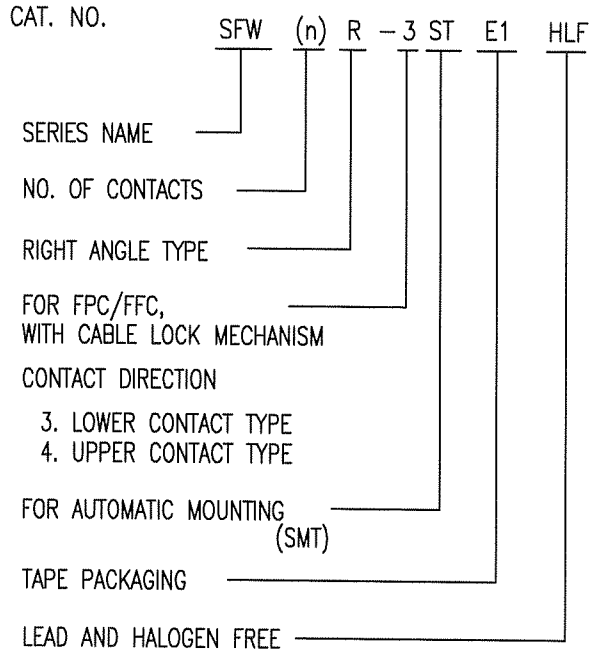
1. THIS PRODUCT IS THE CONNECTOR USED FOR FPC/FFC AND COPEs WITH AUTOMATIC MOUNTING (SMT).
2. FLATNESS FOR CONTACT TERMINAL HOUSING MUST BE WITHIN TOLERANCE IN Z PORTION DETAILED DRAWING.
3. THIS PRODUCT IS UPPER CONTACT TYPE CONNECTOR WITH CABLE LOCK MECHANISM.
4. THIS PRODUCT MEETS EUROPEAN UNION DIRECTIVES AND OTHER COUNTRY REGULATIONS AS DESCRIBED IN GS-22-008

5. THE HOUSING WILL WITHSTAND EXPOSURE TO 260°C PEAK TEMPERATURE FOR 10 SECONDS IN A REFLOW SOLDERING OVEN.

mat'l. code		surface 58 / tolerance ISO 1302 ✓ ISO 406 ISO 1101		projection		product family 58RF		CODE JP	
ltr		ecn no		dr		date		tolerances unless otherwise specified	
A								mm	
				angles linear		±0.2		scale X	
		dr		S. Nishida		2011-8-10			
		enr		S. Nishida		2011-8-10			
		chr		S. Nishida		2011-8-10			
		appd		M. Nishida		AUG11/11			
sheet index		revision sheet						dwg no 10118875 sheet 4 of 9 size A4 type Product Customer Drawing	
								Rev. A	

CAT. NO. & DIMENSIONS

NO. OF CONTACTS (n)	CAT. NO. (NOTE2)	DIMENSIONS (NOTE3)		
		E ± 5	F ± 0.3	G ± 0.1
4	SFW4R-3/4STE1HLF	20.4	16	—
5	SFW5R-3/4STE1HLF	28.4	24	—
6	SFW6R-3/4STE1HLF	28.4	24	—
7	SFW7R-3/4STE1HLF	28.4	24	—
8	SFW8R-3/4STE1HLF	28.4	24	—
9	SFW9R-3/4STE1HLF	28.4	24	—
10	SFW10R-3/4STE1HLF	28.4	24	—
11	SFW11R-3/4STE1HLF	28.4	24	—
12	SFW12R-3/4STE1HLF	28.4	24	—
13	SFW13R-3/4STE1HLF	36.4	32	28.4
14	SFW14R-3/4STE1HLF	36.4	32	28.4
15	SFW15R-3/4STE1HLF	36.4	32	28.4
16	SFW16R-3/4STE1HLF	36.4	32	28.4
17	SFW17R-3/4STE1HLF	48.4	44	40.4
18	SFW18R-3/4STE1HLF	48.4	44	40.4
19	SFW19R-3/4STE1HLF	48.4	44	40.4
20	SFW20R-3/4STE1HLF	48.4	44	40.4
21	SFW21R-3/4STE1HLF	48.4	44	40.4
22	SFW22R-3/4STE1HLF	48.4	44	40.4
23	SFW23R-3/4STE1HLF	48.4	44	40.4
24	SFW24R-3/4STE1HLF	48.4	44	40.4
25	SFW25R-3/4STE1HLF	48.4	44	40.4
26	SFW26R-3/4STE1HLF	48.4	44	40.4
27	SFW27R-3/4STE1HLF	48.4	44	40.4
28	SFW28R-3/4STE1HLF	60.4	56	52.4
29	SFW29R-3/4STE1HLF	60.4	56	52.4
30	SFW30R-3/4STE1HLF	60.4	56	52.4



NOTES

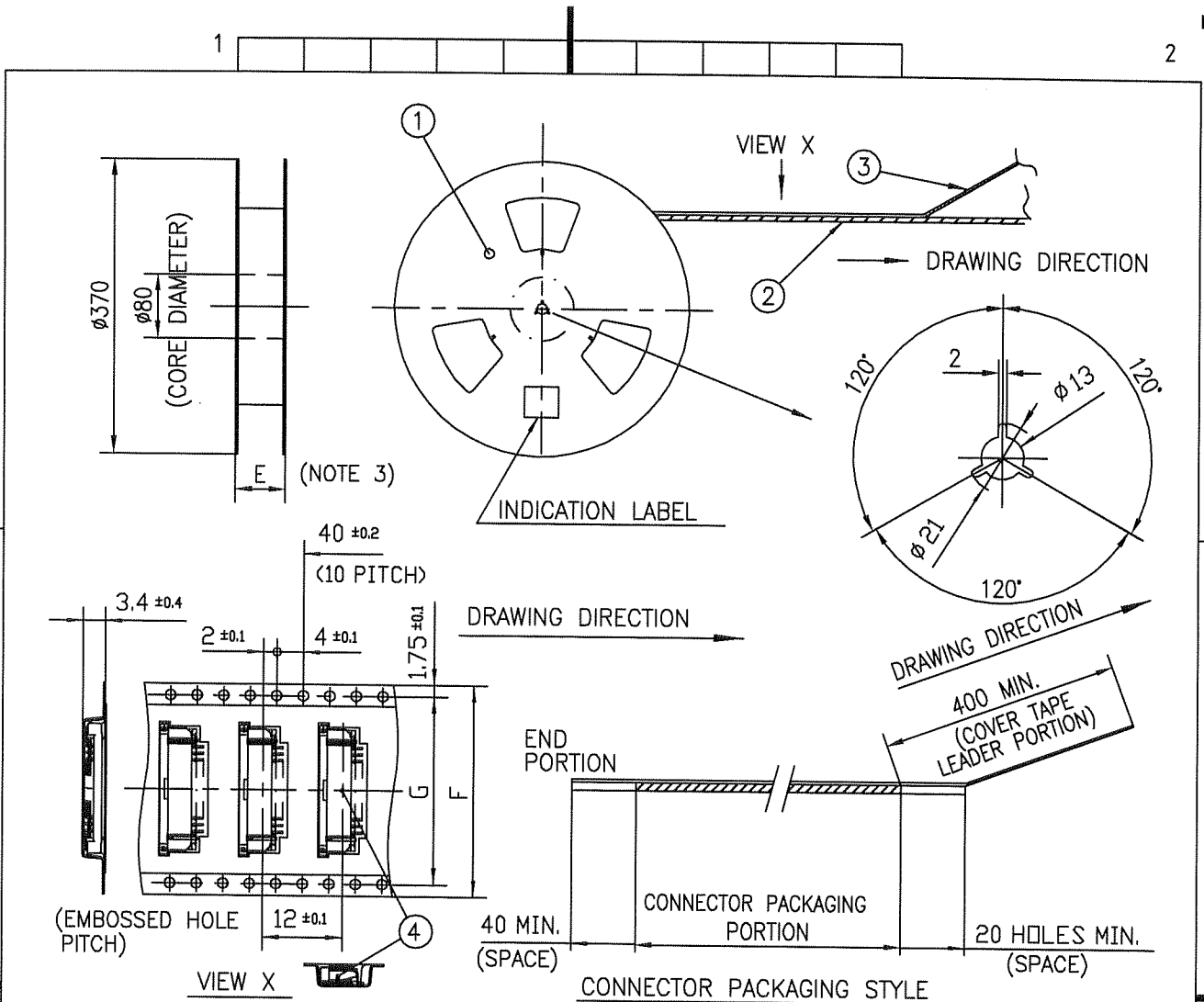
1. THIS PRODUCT IS THE CONNECTOR USED FOR FPC/FFC AND COPE WITH AUTOMATIC MOUNTING (SMT).
2. THIS CATALOG NO. INDICATES PLASTIC TAPE PACKAGED CONNECTOR.
3. SEE PART DRAWINGS FOR DIMENSIONS E~G.
4. THIS PRODUCT IS THE CONNECTOR WITH CABLE LOCK MECHANISM.

mat'l. code		surface 58 / tolerance ISO 1302 ✓ / ISO 406 / ISO 1101		projection		product family 58RF		CODE JP	
ltr		ecn no		dr		date		tolerances unless otherwise specified	
A								angles linear	
								mm	
								scale X	
				dr		2011-8-10		sheet 5 of 9	
				enr		2011-8-10		size A4	
				chr		2011-8-10		10118875	
				appd		August 11		type Product Customer Drawing	
sheet index		revision sheet						Rev. A	



FCIconnect.com

Copyright FCI.



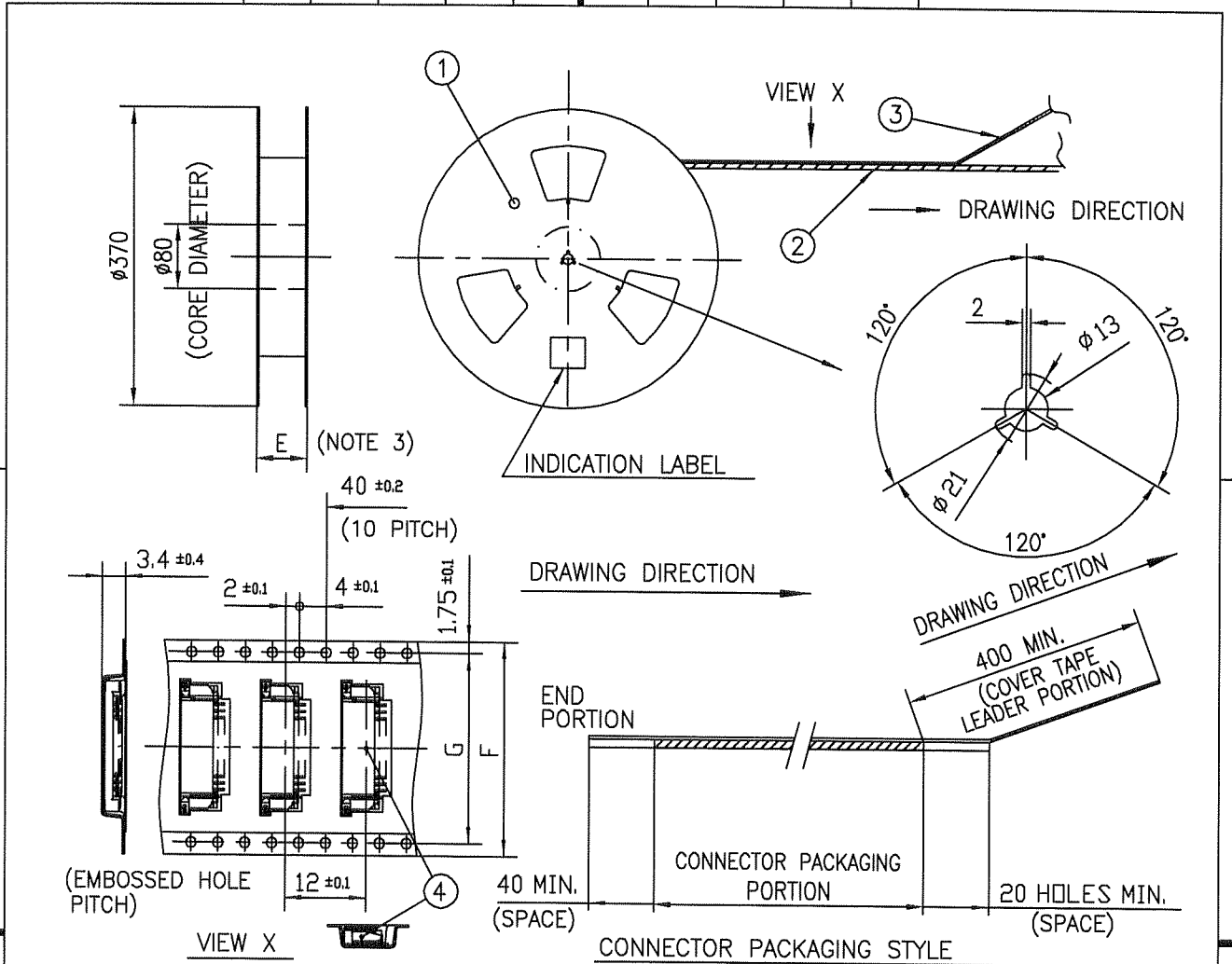
PT. NO.	PARTS NAME	CAT. NO.	MATERIAL	Q'TY	NOTE
1	REEL	_____	CARDBOARD	1	COLOR:WHITE
2	PLASTIC (EMBOSS) TAPE	_____	PET	_____	COLOR:TRANSPARENCY
3	COVER	_____	POLYESTER	_____	COLOR:TRANSPARENCY
4	CONNECTOR	SFW_R-3ST_HLF	SEE ATTACHED DWG.	2000	LOWER CONTACT TYPE

- NOTES
1. THIS IS PLASTIC TAPE PACKAGED CONNECTOR WITH CABLE LOCK MECHANISM USED FOR FPC/FFC AND COPES WITH AUTOMATIC MOUNTING (SMT).
 2. SEE JIS C 0806 (PACKING OF ELECTRONIC COMPONENTS ON CONTINUOUS TAPES (SURFACE MOUNTING DEVICES)) FOR SHAPE AND DIMENSIONS OF PLASTIC (EMBOSS) TAPE AND REEL.
 3. E DIMENSION IS PORTION OF THE CORE.

mat'l. code		surface 58 / tolerance ISO 1302 <input checked="" type="checkbox"/> ISO 406 ISO 1101		projection		product family 58RF		CODE JP	
ltr		ecn no		dr		date		tolerances unless otherwise specified	
A								angles linear ± 5	
								mm	
								scale \times	
				dr <i>S. Mital</i> 2011-8-10				title	
				enr <i>S. Mital</i> 2011-8-10				PLASTIC TAPE PACKAGED	
				chr <i>Z. Soman</i> 2011-8-10				1mm SPACING SMT CONNECTOR	
				appd <i>M. Mita</i> Aug 11				(Cat. No. SFW_R-3STE1HLF)	
sheet index		revision sheet						dwg no 10118875	
								sheet 6 of 9	
								size A4	
								type Product Customer Drawing	
								Rev. A	



Copyright FCI.



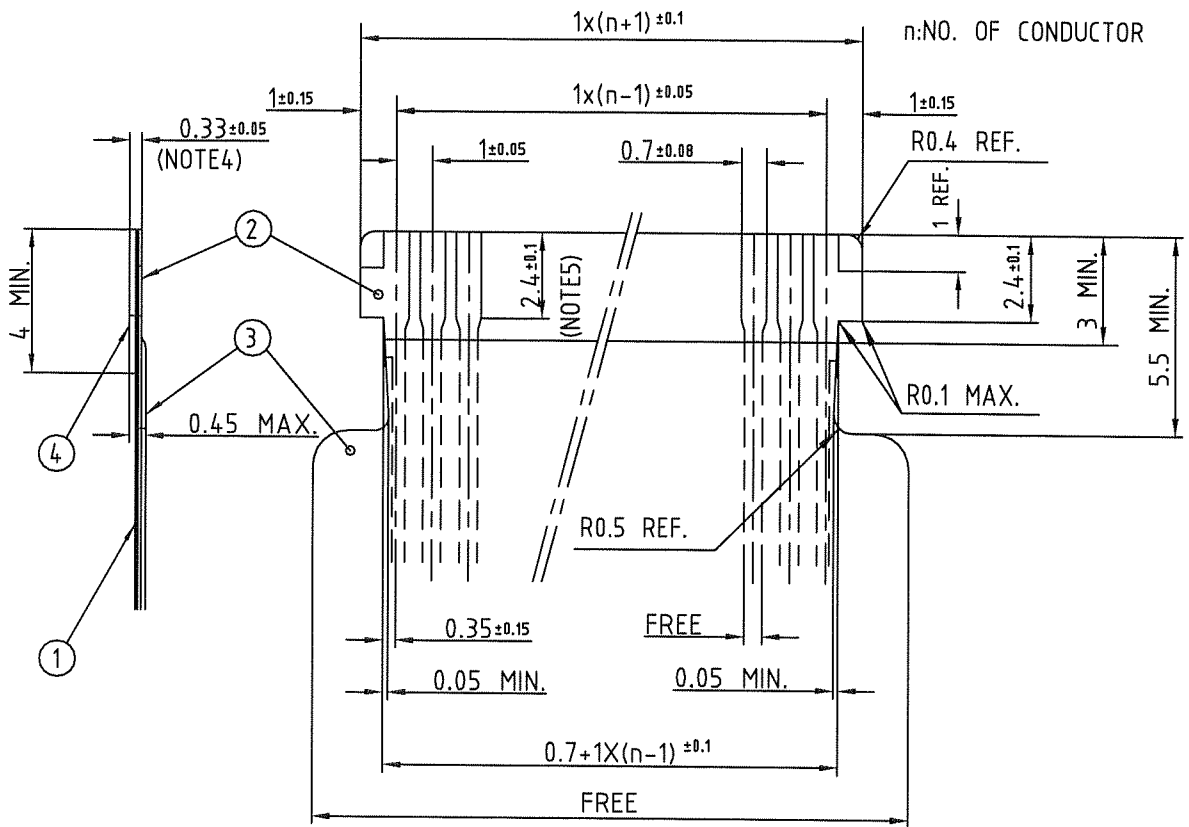
PT. NO.	PARTS NAME	CAT. NO.	MATERIAL	Q'TY	NOTE
1	REEL	_____	CARDBOARD	1	COLOR:WHITE
2	PLASTIC (EMBOSS) TAPE	_____	PET	_____	COLOR:TRANSPARENCY
3	COVER	_____	POLYESTER	_____	COLOR:TRANSPARENCY
4	CONNECTOR	SFW__R-4ST__HLF	SEE ATTACHED DWG.	2000	UPPER CONTACT TYPE

NOTES

1. THIS IS PLASTIC TAPE PACKAGED CONNECTOR WITH CABLE LOCK MECHANISM USED FOR FPC/FPC AND COPES WITH AUTOMATIC MOUNTING (SMT).
2. SEE JIS C 0806 (PACKING OF ELECTRONIC COMPONENTS ON CONTINUOUS TAPES (SURFACE MOUNTING DEVICES)) FOR SHAPE AND DIMENSIONS OF PLASTIC (EMBOSS) TAPE AND REEL.
3. E DIMENSION IS PORTION OF THE CORE.

mat'l. code		surface 58 / tolerance ISO 1302		ISO 406 / ISO 1101		projection		product family 58RF		CODE JP	
ltr		ecn no		dr		date		tolerances unless otherwise specified		title	
A								angles linear ±5		PLASTIC TAPE PACKAGED 1mm SPACING SMT CONNECTOR (Cat. No. SFW__R-4STE1HLF)	
				±5'				mm		dwg no	
				dr		2011-8-10		scale		sheet 7 of 9	
				enr		2011-8-10		FCI		10118875	
				chr		2011-8-10				size A4	
				appd		Aug 11/11				type Product Customer Drawing	
sheet index		revision sheet								Rev. A	

RECOMMENDED CABLE (FPC)

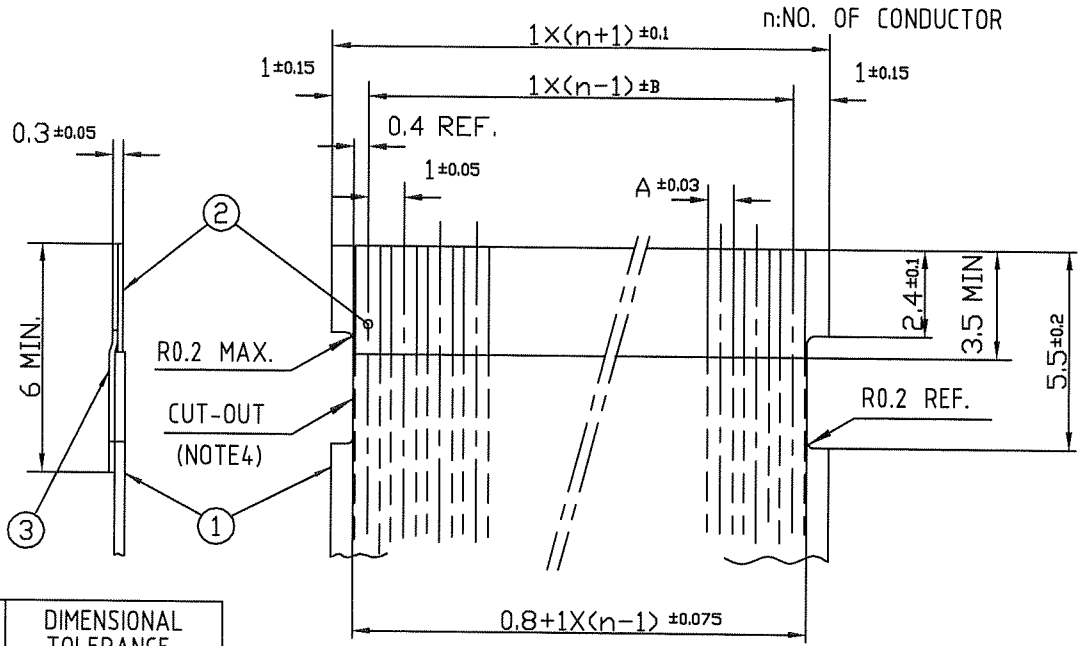


PT. NO.	PARTS NAME	MATERIAL	THICKNESS (um)
1	BASE FILM	POLYIMIDE OR POLYESTER OR EQUAL	25
2	CONDUCTOR	COPPER FOIL(PLATING : SOLDER 1um MIN.)	35
3	OVERLAY	POLYIMIDE OR POLYESTER OR EQUAL	—
4	SUPPORTING TAPE	POLYESTER OR POLYIMIDE OR EQUAL	188

- NOTES
1. THIS DRAWING INDICATES THE FPC USED THE CONNECTOR WITH CABLE LOCK MECHANISM.
 2. NO BURR AT EACH PORTION.
 3. NO PEELING IN COMMON USE.
 4. TOTAL THICKNESS LIMIT OF EACH MATERIAL (INCLUDING ADHESIVE AGENT) IS SPECIFIED.
 5. THIS DIMENSION INDICATES THE RANGE FOR 0.7 ± 0.08 CONDUCTOR WIDTH.

mat'l. code		surface 58 / tolerance ISO 1302 ✓ ISO 406 ISO 1101		projection	product family 58RF	CODE JP
ltr	ecn no	dr	date	tolerances unless otherwise specified	title	
A				angles linear	RECOMMENDED CABLE (Cat. No. SFW_R-3/4_)	
				mm	scale X	
		dr	2011-8-10	FCI	dwg no sheet 8 of 9 size	
		enr	2011-8-10		10118875 A4	
		chr	2011-8-10		type Product Customer Drawing	
		appd	AUG 11/11			
sheet index	revision sheet					Rev. A

RECOMMENDED CABLE (FFC)



KIND OF FFC (NOTES5)	DIMENSIONAL TOLERANCE	
	A	B
1	0.7	0.1
2	0.6	0.07

PT. NO.	PARTS NAME	MATERIAL	NOTE
1	INSULATOR	FLAME RESISTING POLYESTER OR EQUAL	
2	CONDUCTOR	COPPER FOIL	PLATING: TIN OR SOLDER 1um MIN.
3	SUPPORTING TAPE	FLAME RESISTING POLYESTER OR EQUAL	

- NOTES
1. THIS DRAWING INDICATES THE FFC USED THE CONNECTOR WITH CABLE LOCK MECHANISM.
 2. NO BURR AT EACH PORTION.
 3. NO PEELING IN COMMON USE.
 4. THERE IS A POSSIBILITY THAT THE CAT-OUT CROSSES THE CONDUCTOR BECAUSE OF DIMENSIONAL TOLERANCE.
 5. EITHER KIND1 OR KIND2 OF FFC CAN ACCEPT DIMENSIONAL TOLERANCE a AND b.

mat'l. code		surface 58 / tolerance ISO 1302 ✓ ISO 406 ISO 1101		projection		product family 58RF		CODE JP	
ltr		ecn no		dr		date		tolerances unless otherwise specified	
A								angles linear	
								mm	
								scale X	
				dr		2011-8-10		sheet 9 of 9	
				enr		2011-8-10		size A4	
				chr		2011-8-10		10118875	
				appd		Ms/11/11		type Product Customer Drawing	
sheet index		revision sheet						Rev. A	

Компания «Life Electronics» занимается поставками электронных компонентов импортного и отечественного производства от производителей и со складов крупных дистрибьюторов Европы, Америки и Азии.

С конца 2013 года компания активно расширяет линейку поставок компонентов по направлению коаксиальный кабель, кварцевые генераторы и конденсаторы (керамические, пленочные, электролитические), за счёт заключения дистрибьюторских договоров

Мы предлагаем:

- Конкуренспособные цены и скидки постоянным клиентам.
- Специальные условия для постоянных клиентов.
- Подбор аналогов.
- Поставку компонентов в любых объемах, удовлетворяющих вашим потребностям.
- Приемлемые сроки поставки, возможна ускоренная поставка.
- Доставку товара в любую точку России и стран СНГ.
- Комплексную поставку.
- Работу по проектам и поставку образцов.
- Формирование склада под заказчика.
- Сертификаты соответствия на поставляемую продукцию (по желанию клиента).
- Тестирование поставляемой продукции.
- Поставку компонентов, требующих военную и космическую приемку.
- Входной контроль качества.
- Наличие сертификата ISO.

В составе нашей компании организован Конструкторский отдел, призванный помогать разработчикам, и инженерам.

Конструкторский отдел помогает осуществить:

- Регистрацию проекта у производителя компонентов.
- Техническую поддержку проекта.
- Защиту от снятия компонента с производства.
- Оценку стоимости проекта по компонентам.
- Изготовление тестовой платы монтаж и пусконаладочные работы.



Тел: +7 (812) 336 43 04 (многоканальный)

Email: org@lifeelectronics.ru