

Type RP73 Series

Key Features

- High precision - tolerances down to 0.05%
- Low TCR - down to 5ppm/°C
- Stable high frequency performance
- Operating temperature -55°C to +155°C
- Increased power rating - up to 1.0W
- Up to 200V DC operating voltage
- Range of packaging options
- Terminal finish - electroplated 100% matte Sn



Applications

- Communications
- Instrumentation
- Industrial Controls
- Medical

The RP73 resistor series is a stable thin film chip resistor range offering increased power dissipation, higher temperature capabilities and increased working voltages compared to the standard RN73 series. The resistor is produced by sputtering a metal film onto high grade alumina and protecting with three complete printed layers. Values are normally offered in E96 and E24 series. The RP73 resistor has accurate and uniform physical dimensions to reduce placement problems.

Characteristics - Electrical - RP73 Series - Standard

| | 0402 | | | | | | | | | | | | 0603 | | | | | | | | | | | | |
|--------------------------------|---------------|------|------|------|------|------|---------|------|------|------|------|------|---------------|------|-----|---------|------|-----|----|----|---|----|----|----|----|
| Rated Power @ 70°C: | 0.063W | | | | | | | | | | | | 0.1W | | | | | | | | | | | | |
| Resistance Range (Ohms) Min: | 49R9 | 49R9 | 49R9 | 49R9 | 49R9 | 49R9 | 10R | 49R9 | 49R9 | 10R | 24R9 | 4R7 | 24R9 | 4R7 | 4R7 | 24R9 | 4R7 | 4R7 | | | | | | | |
| Max: | 5K0 | 15K | 100K | 5K0 | 15K | 70K | 255K | 5K0 | 15K | 255K | 15K | 332K | 15K | 332K | 1M0 | 15K | 332K | 1M0 | | | | | | | |
| Tolerance (%): | 0.05 | | | 0.1 | | | 0.5 / 1 | | | 0.05 | | | 0.1 | | | 0.5 / 1 | | | | | | | | | |
| Code Letter: | A | | | B | | | D / F | | | A | | | B | | | D / F | | | | | | | | | |
| Selection Series: | E24 & E96 | | | | | | | | | | | | E24 & E96 | | | | | | | | | | | | |
| Temp. Coefficient (ppm/°C): | 5 | 10 | 15 | 25 | 50 | 5 | 10 | 15 | 25 | 50 | 5 | 10 | 15 | 25 | 50 | 5 | 10 | 15 | 25 | 50 | 5 | 10 | 15 | 25 | 50 |
| Code Letter: | A | C | D | F | G | A | C | D | F | G | A | C | D | F | G | A | C | D | F | G | A | C | D | F | G |
| Limiting Element Voltage: | 25V | | | | | | | | | | | | 75V | | | | | | | | | | | | |
| Max. Overload Voltage: | 50V | | | | | | | | | | | | 150V | | | | | | | | | | | | |
| Operating Temp. Range: | -55 to +155°C | | | | | | | | | | | | -55 to +155°C | | | | | | | | | | | | |
| Climatic Category (°C): | 55/125/55 | | | | | | | | | | | | 55/125/55 | | | | | | | | | | | | |
| Insulation Resistance Dry Min: | 1000MΩ | | | | | | | | | | | | 1000MΩ | | | | | | | | | | | | |
| Stability: | 0.5% | | | | | | | | | | | | 0.5% | | | | | | | | | | | | |

| | 0805 | | | | | | | | | | | | 1206 | | | | | | | | | | | | |
|--------------------------------|---------------|------|------|------|-----|------|---------|-----|-----|----------------------|-----|-----|---------------|-----|----|---|----|----|----|----|---|----|----|----|----|
| Rated Power @ 70°C: | 0.125W | | | | | | | | | | | | 0.25W | | | | | | | | | | | | |
| Resistance Range (Ohms) Min: | 24R9 | 4R7 | 24R9 | 4R7 | 4R7 | 24R9 | 4R7 | 4R7 | 1R0 | 24R9 | 4R7 | 4R7 | 4R7 | 4R7 | | | | | | | | | | | |
| Max: | 30K | 511K | 30K | 511K | 1M0 | 30K | 511K | 1M0 | 1M0 | 50K | 1M0 | 1M0 | 1M0 | 1M0 | | | | | | | | | | | |
| Tolerance (%): | 0.05 | | | 0.1 | | | 0.5 / 1 | | | 0.05 / 0.1 / 0.5 / 1 | | | | | | | | | | | | | | | |
| Code letter: | A | | | B | | | D / F | | | A / B / D / F | | | | | | | | | | | | | | | |
| Selection Series: | E24 & E96 | | | | | | | | | | | | E24 & E96 | | | | | | | | | | | | |
| Temp. Coefficient (ppm/°C): | 5 | 10 | 15 | 25 | 50 | 5 | 10 | 15 | 25 | 50 | 5 | 10 | 15 | 25 | 50 | 5 | 10 | 15 | 25 | 50 | 5 | 10 | 15 | 25 | 50 |
| Code Letter: | A | C | D | F | G | A | C | D | F | G | A | C | D | F | G | A | C | D | F | G | A | C | D | F | G |
| Limiting Element Voltage: | 150V | | | | | | | | | | | | 200V | | | | | | | | | | | | |
| Max. Overload Voltage: | 300V | | | | | | | | | | | | 400V | | | | | | | | | | | | |
| Operating Temp. Range: | -55 to +155°C | | | | | | | | | | | | -55 to +155°C | | | | | | | | | | | | |
| Climatic Category (°C): | 55/125/55 | | | | | | | | | | | | 55/125/55 | | | | | | | | | | | | |
| Insulation Resistance Dry Min: | 1000MΩ | | | | | | | | | | | | 1000MΩ | | | | | | | | | | | | |
| Stability: | 0.5% | | | | | | | | | | | | 0.5% | | | | | | | | | | | | |

Type RP73 Series

| | 1210 | | | | | 2010 | | | | | 2512 | | | | |
|--------------------------------|----------------------|------|-----|----|----|----------------------|------|-----|----|----|---------------|------|---------|----|--|
| Rated Power @ 70°C: | 0.3W | | | | | 0.3W | | | | | 1W | | | | |
| Resistance Range (Ohms) | Min: | 24R9 | 4R7 | | | | 24R9 | 4R7 | | | | 4R7 | 1R0 | | |
| | Max: | 50K | 1M0 | | | | 50K | 1M0 | | | | 100R | 100R | | |
| Tolerance (%): | 0.05 / 0.1 / 0.5 / 1 | | | | | 0.05 / 0.1 / 0.5 / 1 | | | | | 0.1 | | 0.5 / 1 | | |
| Code Letter: | A / B / D / F | | | | | A / B / D / F | | | | | B | | D / F | | |
| Selection Series: | E24 & E96 | | | | | E24 & E96 | | | | | E24 & E96 | | | | |
| Temp. Coefficient (ppm/°C): | 5 | 10 | 15 | 25 | 50 | 5 | 10 | 15 | 25 | 50 | 25 | 50 | 25 | 50 | |
| Code Letter: | A | C | D | F | G | A | C | D | F | G | F | G | F | G | |
| Limiting Element Voltage: | 200V | | | | | 200V | | | | | 200V | | | | |
| Max. Overload Voltage: | 400V | | | | | 400V | | | | | 400V | | | | |
| Operating Temp. Range: | -55 to +155°C | | | | | -55 to +155°C | | | | | -55 to +155°C | | | | |
| Climatic Category (°C): | 55/125/55 | | | | | 55/125/55 | | | | | 55/125/55 | | | | |
| Insulation Resistance Dry Min: | 1000MΩ | | | | | 1000MΩ | | | | | 1000MΩ | | | | |
| Stability: | 0.5% | | | | | 0.5% | | | | | 0.5% | | | | |

Characteristics - Electrical - RP73P Series - High Power

| | 0603 | | | | | | 0805 | | | | | | |
|--------------------------------|---------------|------|-----|----|----|----|---------------|------|-----|----|----|----|--|
| Rated Power @ 70°C: | 0.166W | | | | | | 0.25W | | | | | | |
| Resistance Range (Ohms) | Min: | 10R | | | | | | 10R | | | | | |
| | Max: | 332K | | | | | | 500K | | | | | |
| Tolerance (%): | 0.1 | | 0.5 | | 1 | | 0.1 | | 0.5 | | 1 | | |
| Code Letter: | B | | D | | F | | B | | D | | F | | |
| Selection Series: | E24 & E96 | | | | | | E24 & E96 | | | | | | |
| Temp. Coefficient (ppm/°C): | 25 | 50 | 25 | 50 | 25 | 50 | 25 | 50 | 25 | 50 | 25 | 50 | |
| Code Letter: | F | G | F | G | F | G | F | G | F | G | F | G | |
| Limiting Element Voltage: | 100V | | | | | | 150V | | | | | | |
| Max. Overload Voltage: | 150V | | | | | | 300V | | | | | | |
| Operating Temp. Range: | -55 to +155°C | | | | | | -55 to +155°C | | | | | | |
| Climatic Category (°C): | 55/125/55 | | | | | | 55/125/55 | | | | | | |
| Insulation Resistance Dry Min: | 1000MΩ | | | | | | 1000MΩ | | | | | | |
| Stability: | 0.5% | | | | | | 0.5% | | | | | | |

Characteristics - Environmental

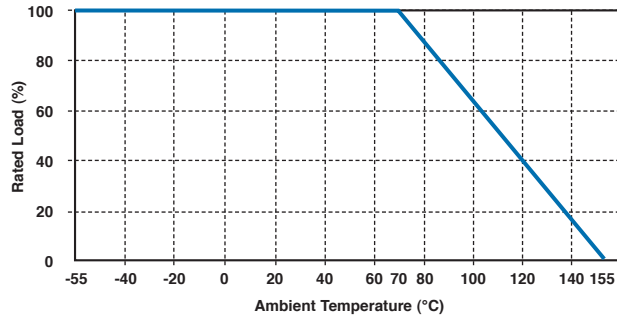
| Item | Requirement | | Test Method |
|--|--|--------------|---|
| | Tol. ≤ 0.05% | Tol. > 0.05% | |
| Temperature Coefficient of Resistance (TCR): | As per TCRs specified in value range table on page 1 | | +25/-55/+25/+125/+25°C |
| Short Time Overload: | ΔR ±0.05% | ΔR ±0.2% | RCWV* 2.5 or max. overload voltage for 5 seconds |
| Insulation Resistance: | ΔR ±0.2% for high power rating >1000MΩ | | Apply 100VDC for 1 minute |
| Endurance: | ΔR ±0.05% | ΔR ±0.2% | 70 ±2°C, max. working voltage for 1000hrs with 1.5hrs "ON" and 0.5 hrs "OFF" |
| Damp Heat with Load: | ΔR ±0.05% | ΔR ±0.3% | 40 ±2°C, 90 - 95% R.H. max. working voltage hrs with 1.5hrs "ON" and 0.5hrs "OFF" |
| Bending Strength: | ΔR ±0.05% | ΔR ±0.2% | Bending amplitude 3mm for 10 seconds |
| Solderability: | 95% min. coverage | | 245 ±5°C for 3 seconds |
| Resistance to Soldering Heat: | ΔR ±0.05% | ΔR ±0.2% | 260 ±5°C for 10 seconds |
| Dielectric Withstand Voltage: | By Type | | Max. overload voltage for 1 minute |
| Thermal Shock: | ΔR ±0.05% | ΔR ±0.25% | -55°C to +150°C, 100 cycles |
| Low Temperature Operation: | ΔR ±0.05% | ΔR ±0.2% | 1 hour, -65°C, followed by 45 minutes of RCWV |
| | ΔR ±0.5% for high power rating | | |

Reference Standards: MIL-STD-202, JIS-C 5201-1

Storage Temperature: 25±3°C; Humidity < 80%RH

Type RP73 Series

Power Derating Curve



For resistors operated in ambient temperatures above 70°C, power rating must be derated in accordance with this curve.

Dimensions



- | | | |
|--------------------------|----------------------------|--------------------------|
| 1. Alumina Substrate | 4. Edge Electrode (NiCr) | 7. Resistor Layer (NiCr) |
| 2. Bottom Electrode (Ag) | 5. Barrier Layer (Ni) | 8. Overcoat (Epoxy) |
| 3. Top Electrode (Ag-Pd) | 6. External Electrode (Sn) | 9. Marking |

| Part Number | L | W | t | D | C | Weight (g) 1000 pieces |
|-------------------|------------|------------|------------|------------|------------|------------------------|
| RP73 1E (0402) | 1.00 ±0.05 | 0.50 ±0.05 | 0.30 ±0.05 | 0.20 ±0.10 | 0.20 ±0.10 | 0.54 |
| RP73(P) 1J (0603) | 1.55 ±0.10 | 0.80 ±0.10 | 0.45 ±0.10 | 0.30 ±0.20 | 0.30 ±0.20 | 1.83 |
| RP73(P) 2A (0805) | 2.00 ±0.15 | 1.25 ±0.15 | 0.55 ±0.10 | 0.30 ±0.20 | 0.40 ±0.25 | 4.71 |
| RP73 2B (1206) | 3.05 ±0.15 | 1.55 ±0.15 | 0.55 ±0.10 | 0.42 ±0.20 | 0.35 ±0.25 | 9.02 |
| RP73 2E (1210) | 3.10 ±0.15 | 2.40 ±0.15 | 0.55 ±0.10 | 0.40 ±0.20 | 0.55 ±0.25 | 10.00 |
| RP73 2H (2010) | 4.90 ±0.15 | 2.40 ±0.15 | 0.55 ±0.10 | 0.60 ±0.30 | 0.50 ±0.25 | 23.61 |
| RP73 3A (2512) | 6.30 ±0.15 | 3.10 ±0.15 | 0.55 ±0.10 | 0.60 ±0.30 | 0.50 ±0.25 | 38.08 |

Marking Codes - Case Sizes 0805 to 2512

IEC 4 Digit Marking

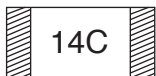
| | | | | | |
|---------------|------|-------|------|--------|-------|
| Resistance: | 100Ω | 2.2KΩ | 10KΩ | 49.9KΩ | 100KΩ |
| Marking Code: | 1000 | 2201 | 1002 | 4992 | 1003 |

Case Sizes 0603

E24 3 Digit Marking - Example: 101=100Ω 102=1KΩ

| | | | | | | | | | | | | |
|-----|----|----|----|----|----|----|----|----|----|----|----|----|
| E24 | 10 | 11 | 12 | 13 | 15 | 16 | 18 | 20 | 22 | 24 | 27 | 30 |
| | 33 | 36 | 39 | 43 | 47 | 51 | 56 | 62 | 68 | 75 | 82 | 91 |

E96 3 Digit Marking - Examples: 14C=13K7Ω, 13C=13K3Ω, 68B=4K99Ω, 68X=49.9Ω



Type RP73 Series

0603 E96 Marking Code Table

| Code | E96 | Code | E96 | Code | E96 | Code | E96 | | | | |
|------------|-----------------|-----------------|-----------------|-----------------|-----------------|-----------------|-----------------|-----------------|------------------|------------------|------------------|
| 01 | 100 | 25 | 178 | 49 | 316 | 73 | 562 | | | | |
| 02 | 102 | 26 | 182 | 50 | 324 | 74 | 576 | | | | |
| 03 | 105 | 27 | 187 | 51 | 332 | 75 | 590 | | | | |
| 04 | 107 | 28 | 191 | 52 | 340 | 76 | 604 | | | | |
| 05 | 110 | 29 | 196 | 53 | 348 | 77 | 619 | | | | |
| 06 | 113 | 30 | 200 | 54 | 357 | 78 | 634 | | | | |
| 07 | 115 | 31 | 205 | 55 | 365 | 79 | 649 | | | | |
| 08 | 118 | 32 | 210 | 56 | 374 | 80 | 665 | | | | |
| 09 | 121 | 33 | 215 | 57 | 383 | 81 | 681 | | | | |
| 10 | 124 | 34 | 221 | 58 | 392 | 82 | 698 | | | | |
| 11 | 127 | 35 | 226 | 59 | 402 | 83 | 715 | | | | |
| 12 | 130 | 36 | 232 | 60 | 412 | 84 | 732 | | | | |
| 13 | 133 | 37 | 237 | 61 | 422 | 85 | 750 | | | | |
| 14 | 137 | 38 | 243 | 62 | 432 | 86 | 768 | | | | |
| 15 | 140 | 39 | 249 | 63 | 442 | 87 | 787 | | | | |
| 16 | 143 | 40 | 255 | 64 | 453 | 88 | 806 | | | | |
| 17 | 147 | 41 | 261 | 65 | 464 | 89 | 825 | | | | |
| 18 | 150 | 42 | 267 | 66 | 475 | 90 | 845 | | | | |
| 19 | 154 | 43 | 274 | 67 | 487 | 91 | 866 | | | | |
| 20 | 158 | 44 | 280 | 68 | 499 | 92 | 887 | | | | |
| 21 | 162 | 45 | 287 | 69 | 511 | 93 | 909 | | | | |
| 22 | 165 | 46 | 294 | 70 | 523 | 94 | 931 | | | | |
| 23 | 169 | 47 | 301 | 71 | 536 | 95 | 953 | | | | |
| 24 | 174 | 48 | 309 | 72 | 549 | 96 | 976 | | | | |
| Code | A | B | C | D | E | F | G | H | X | Y | Z |
| Multiplier | 10 ⁰ | 10 ¹ | 10 ² | 10 ³ | 10 ⁴ | 10 ⁵ | 10 ⁶ | 10 ⁷ | 10 ⁻¹ | 10 ⁻² | 10 ⁻³ |

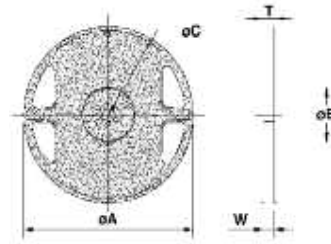
Recommend Land Pattern



| Type | A | B | C |
|-------------------|-----|------|-----------|
| RP73 1E (0402) | 0.5 | 0.5 | 0.60 ±0.2 |
| RP73(P) 1J (0603) | 0.8 | 1.0 | 0.90 ±0.2 |
| RP73(P) 2A (0805) | 1.0 | 1.0 | 1.35 ±0.2 |
| RP73 2B (1206) | 2.0 | 1.15 | 1.70 ±0.2 |
| RP73 2E (1210) | 2.0 | 1.15 | 2.50 ±0.2 |
| RP73 2H (2010) | 3.6 | 1.4 | 2.50 ±0.2 |
| RP73 3A (2512) | 4.9 | 1.6 | 3.10 ±0.2 |

Type RP73 Series

Packaging Quantity & Reel Specifications



| Type | øA | øB | øC | W | T | Paper Tape (EA) | Embossed Plastic Tape (EA) |
|-------------------|------------|-----------|-----------|-----------|-----------|--------------------|----------------------------|
| RP73 1E (0402) | 178.0 ±1.0 | 60.0 +1.0 | 13.5 ±0.7 | 9.5 ±1.0 | 11.5 ±1.0 | *250 / 1000 / 5000 | - |
| RP73(P) 1J (0603) | 178.0 ±1.0 | 60.0 +1.0 | 13.5 ±0.7 | 9.5 ±1.0 | 11.5 ±1.0 | *250 / 1000 / 5000 | - |
| RP73(P) 2A (0805) | 178.0 ±1.0 | 60.0 +1.0 | 13.5 ±0.7 | 9.5 ±1.0 | 11.5 ±1.0 | *250 / 1000 / 5000 | - |
| RP73 2B (1206) | 178.0 ±1.0 | 60.0 +1.0 | 13.5 ±0.7 | 9.5 ±1.0 | 11.5 ±1.0 | *250 / 1000 / 5000 | - |
| RP73 2E (1210) | 178.0 ±1.0 | 60.0 +1.0 | 13.5 ±0.7 | 9.5 ±1.0 | 11.5 ±1.0 | *250 / 1000 / 5000 | - |
| RP73 2H (2010) | 178.0 ±1.0 | 60.0 +1.0 | 13.5 ±0.7 | 13.5 ±1.0 | 15.5 ±1.0 | - | 1000 / 4000 |
| RP73 3A (2512) | 178.0 ±1.0 | 60.0 +1.0 | 13.5 ±0.7 | 13.5 ±1.0 | 15.5 ±1.0 | - | 1000 / 4000 |

* 250 piece packs supplied in sealed bags of cut tape length

Paper Tape Specification



| Type | A | B | W | E | F | P ₀ | P ₁ | P ₂ | øD ₀ | T |
|-------------------|------------|------------|------------|------------|-----------|----------------|----------------|----------------|-----------------|------------|
| RP73 1E (0402) | 0.70 ±0.05 | 1.16 ±0.05 | 8.00 ±0.10 | 1.75 ±0.05 | 3.5 ±0.05 | 4.00 ±0.10 | 2.00 ±0.05 | 2.00 ±0.05 | 1.55 ±0.05 | 0.40 ±0.03 |
| RP73(P) 1J (0603) | 1.10 ±0.05 | 1.90 ±0.05 | 8.00 ±0.10 | 1.75 ±0.05 | 3.5 ±0.05 | 4.00 ±0.10 | 4.00 ±0.10 | 2.00 ±0.05 | 1.55 ±0.05 | 0.60 ±0.03 |
| RP73(P) 2A (0805) | 1.60 ±0.05 | 2.37 ±0.05 | 8.00 ±0.10 | 1.75 ±0.05 | 3.5 ±0.05 | 4.00 ±0.10 | 4.00 ±0.10 | 2.00 ±0.05 | 1.55 ±0.05 | 0.75 ±0.05 |
| RP73 2B (1206) | 2.00 ±0.05 | 3.55 ±0.05 | 8.00 ±0.10 | 1.75 ±0.05 | 3.5 ±0.05 | 4.00 ±0.10 | 4.00 ±0.10 | 2.00 ±0.05 | 1.55 ±0.05 | 0.75 ±0.05 |
| RP73 2E (1210) | 2.75 ±0.05 | 3.40 ±0.05 | 8.00 ±0.10 | 1.75 ±0.05 | 3.5 ±0.05 | 4.00 ±0.05 | 4.00 ±0.10 | 2.00 ±0.05 | 1.60 ±0.10 | 0.75 ±0.05 |

Type RP73 Series

Embossed Plastic Tape Specifications



| Type | A | B | W | E | F | P ₀ | P ₁ | P ₂ | ϕD_0 | T |
|----------------|------------|------------|------------|------------|-----------|----------------|----------------|----------------|------------|------------|
| RP73 2H (2010) | 2.85 ±0.10 | 5.45 ±0.10 | 12.0 ±0.10 | 1.75 ±0.10 | 5.5 ±0.05 | 4.00 ±0.05 | 4.00 ±0.10 | 2.00 ±0.05 | 1.50 +0.10 | 1.00 ±0.20 |
| RP73 3A (2512) | 3.40 ±0.10 | 6.65 ±0.10 | 12.0 ±0.10 | 1.75 ±0.10 | 5.5 ±0.05 | 4.00 ±0.05 | 4.00 ±0.10 | 2.00 ±0.05 | 1.50 +0.10 | 1.00 ±0.20 |

How to Order

| RP73 | C | 2A | 1K0 | B | TG |
|---------------------------------------|--|---|---|---|---|
| Common Part | Temp. Coefficient | Package Size | Resistor Value | Tolerance | Packaging |
| RP73 - Standard RP73P - High Power | A - ±5ppm/°C C - ±10ppm/°C D - ±15ppm/°C F - ±25ppm/°C G - ±50ppm/°C | 1E - 0402 1J - 0603 2A - 0805 2B - 1206 2E - 1210 2H - 2010 3A - 2512 | 100R (100 Ohms) 1K0 (1000 Ohms) 10K (10,000 Ohms) 100K (100,000 Ohms) 1M0 (1,000,000 Ohms) | A - ±0.05% B - ±0.1% D - ±0.5% F - ±1% | TG - Cut Tape (250 pcs) TDF - Reel (1000 pcs) TD - Reel (5000 pcs) TDG - Reel (250 pcs) TE - Reel (4000 pcs) 2H & 3A only |

TE Connectivity, TE connectivity (logo) and TE (logo) are trademarks.
Other logos, product and Company names mentioned herein may be trademarks of their respective owners.

While TE has made every reasonable effort to ensure the accuracy of the information in this datasheet, TE does not guarantee that it is error-free, nor does TE make any other representation, warranty or guarantee that the information is accurate, correct, reliable or current. TE reserves the right to make any adjustments to the information contained herein at any time without notice. TE expressly disclaims all implied warranties regarding the information contained herein, including, but not limited to, any implied warranties of merchantability or fitness for a particular purpose. The dimensions in this datasheet are for reference purposes only and are subject to change without notice. Specifications are subject to change without notice. Consult TE for the latest dimensions and design specifications.

Компания «Life Electronics» занимается поставками электронных компонентов импортного и отечественного производства от производителей и со складов крупных дистрибьюторов Европы, Америки и Азии.

С конца 2013 года компания активно расширяет линейку поставок компонентов по направлению коаксиальный кабель, кварцевые генераторы и конденсаторы (керамические, пленочные, электролитические), за счёт заключения дистрибьюторских договоров

Мы предлагаем:

- Конкурентоспособные цены и скидки постоянным клиентам.
- Специальные условия для постоянных клиентов.
- Подбор аналогов.
- Поставку компонентов в любых объемах, удовлетворяющих вашим потребностям.
- Приемлемые сроки поставки, возможна ускоренная поставка.
- Доставку товара в любую точку России и стран СНГ.
- Комплексную поставку.
- Работу по проектам и поставку образцов.
- Формирование склада под заказчика.
- Сертификаты соответствия на поставляемую продукцию (по желанию клиента).
- Тестирование поставляемой продукции.
- Поставку компонентов, требующих военную и космическую приемку.
- Входной контроль качества.
- Наличие сертификата ISO.

В составе нашей компании организован Конструкторский отдел, призванный помогать разработчикам, и инженерам.

Конструкторский отдел помогает осуществить:

- Регистрацию проекта у производителя компонентов.
- Техническую поддержку проекта.
- Защиту от снятия компонента с производства.
- Оценку стоимости проекта по компонентам.
- Изготовление тестовой платы монтаж и пусконаладочные работы.



Тел: +7 (812) 336 43 04 (многоканальный)

Email: org@lifeelectronics.ru