



# OptiMOS™ and StrongIRFET™ MOSFETS

Selection guide 2020

[www.infineon.com/powermosfet-12V-300V](http://www.infineon.com/powermosfet-12V-300V)





# Content

<b>OptiMOS™ and StrongIRFET™</b>	<b>4</b>
20-300 V N-channel power MOSFETs	4
Technology development and product family positioning	4
Guidance for applications and voltage classes	6
Space-saving and high performance packages	7
Discrete and integrated packages	8
<b>Small signal/small power MOSFETs 250-600 V</b>	<b>9</b>
<b>OptiMOS™ and StrongIRFET™ product portfolio</b>	<b>11</b>
<b>Nomenclature</b>	<b>30</b>

# OptiMOS™ and StrongIRFET™

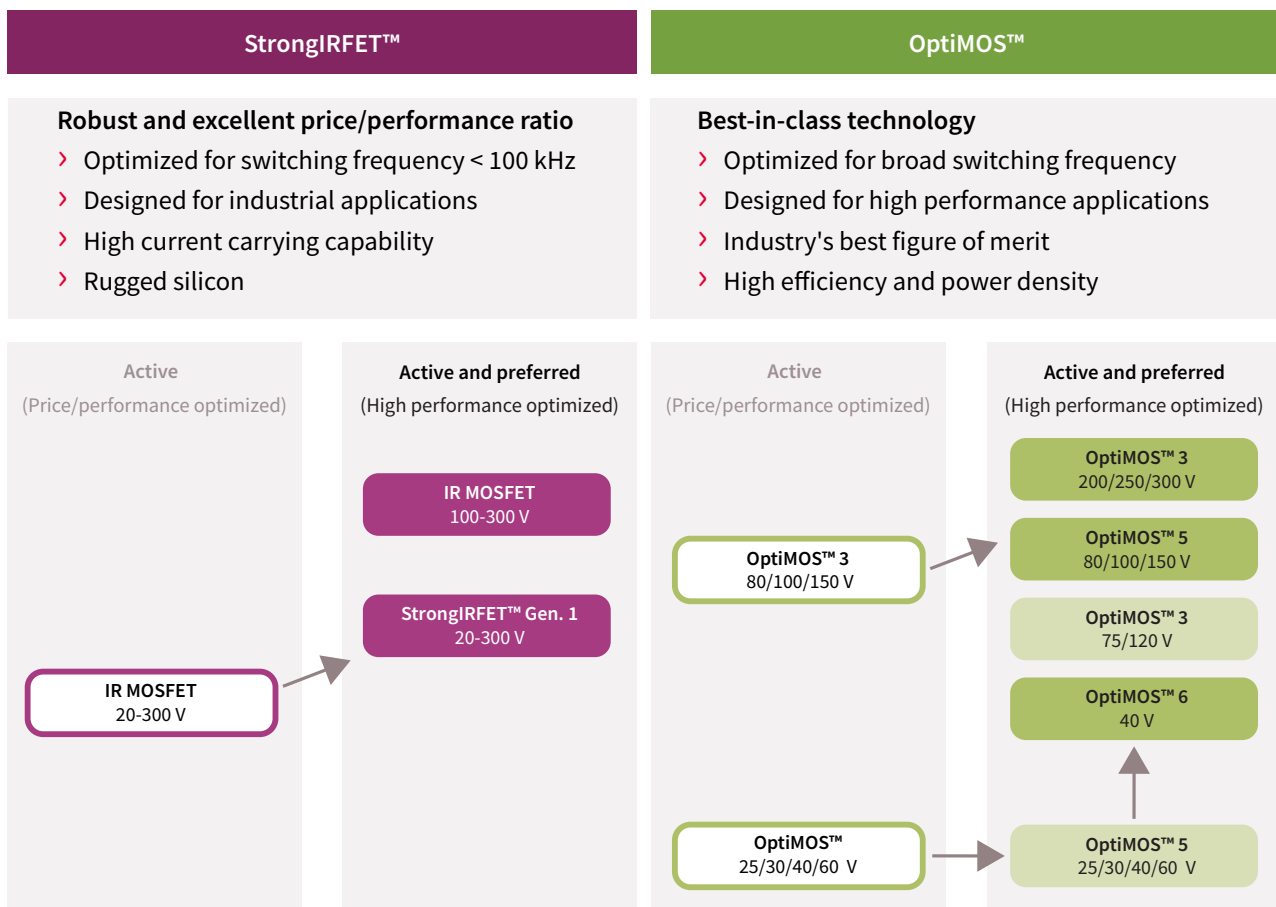
## 20-300 V N-channel power MOSFETs

Infiniteon's semiconductors are designed to bring greater efficiency, power density and cost-effectiveness. The full range of OptiMOS™ and StrongIRFET™ power MOSFETs enables innovation and performance in applications such as switch mode power supplies (SMPS), battery powered applications, motor control and drives, inverters, and computing.

Infiniteon's highly innovative OptiMOS™ and StrongIRFET™ families consistently meet the highest quality and performance demands in key specifications for power system designs such as on-state resistance ( $R_{DS(on)}$ ) and figure of merit (FOM).

OptiMOS™ power MOSFETs provide best-in-class performance. Features include ultralow  $R_{DS(on)}$ , as well as low charge for high switching frequency applications. StrongIRFET™ power MOSFETs are designed for drives applications and are ideal for designs with a low switching frequency, as well as those that require a high current carrying capability.

### Technology development and product family positioning





Infineon's power MOSFET 20-300 V product portfolio is divided into „active and preferred“, referring to the latest technology available offering best-in-class performance, and „active“, consisting of well-established technologies which complete this broad portfolio.

OptiMOS™ 6 power MOSFETs 40 V are the newest addition to the OptiMOS™ product family available either in SuperSO8 or PQFN 3.3 x 3.3 packages. This technology is the perfect solution when best-in-class (BiC) products and high efficiency over a wide range of output power are required. For other voltage classes, from 25 V up to 150 V, OptiMOS™ 5 represents the latest generation in the market, offering either best-in-class (BiC) or price/performance solutions. For high frequency applications, the product portfolio is complemented by OptiMOS™ 3 power MOSFETs 40/60 V as standard components. The „active and preferred“ OptiMOS™ 3 power MOSFETs 75/120 V, as well as 200/250/300 V is the best fit portfolio either in low- or high-frequency applications with a range of products covering from BiC to standard parts.

StrongIRFET™ is recommended for 20-300 V applications when the BiC performance is not essential and the cost is a more significant consideration.

## Guidance for applications and voltage classes







OptiMOS™ and StrongIRFET™ portfolio, covering 20 up to 300 V MOSFETs, can address a broad range of needs from low- to high-switching frequencies. The tables below provide a guidance on the recommended OptiMOS™ or StrongIRFET™ products for each major sub-application and voltage class.







Recommended voltage		20 V to 30 V	40 V	60 V	75 V to 80 V	100 V	135 V to 150 V	200 V	250 V	300 V	
Battery powered	Low power Power tools, Multi-copter, Battery, Industrial Drives	OptiMOS™	✓	✓	✓	✓					
		StrongIRFET™	✓	✓	✓	✓					
	High power (LEV, LSEV)	OptiMOS™			✓	✓	✓	✓	✓		
		StrongIRFET™			✓	✓	✓	✓	✓		
Inverters	Solar	OptiMOS™			✓	✓	✓	✓			
		StrongIRFET™			✓	✓	✓				
	Online UPS	slow switching									
		OptiMOS™	✓	✓	✓	✓	✓	✓	✓	✓	✓
		StrongIRFET™	✓	✓	✓	✓	✓	✓	✓	✓	✓
		fast switching									
		OptiMOS™	✓	✓	✓	✓	✓	✓	✓	✓	✓
		StrongIRFET™	✓	✓	✓	✓	✓	✓	✓	✓	✓
	Offline UPS	OptiMOS™		✓	✓						
		StrongIRFET™		✓	✓						
SMPS	Adapter / Charger	OptiMOS™		✓	✓	✓	✓				
		StrongIRFET™		✓	✓	✓	✓				
	PC Power	OptiMOS™		✓	✓						
		StrongIRFET™		✓	✓						
	LCD TV	OptiMOS™			✓	✓	✓				
		StrongIRFET™			✓	✓	✓				
	Server	OptiMOS™		✓	✓	✓					
		StrongIRFET™		✓	✓	✓					
	AC-DC	OptiMOS™				✓	✓	✓	✓		
		StrongIRFET™				✓	✓				
	Telecom	OptiMOS™	✓	✓	✓	✓	✓	✓			
		StrongIRFET™	✓	✓	✓	✓	✓				

StrongIRFET™ recommended  
StrongIRFET™ available

OptiMOS™ recommended  
OptiMOS™ available

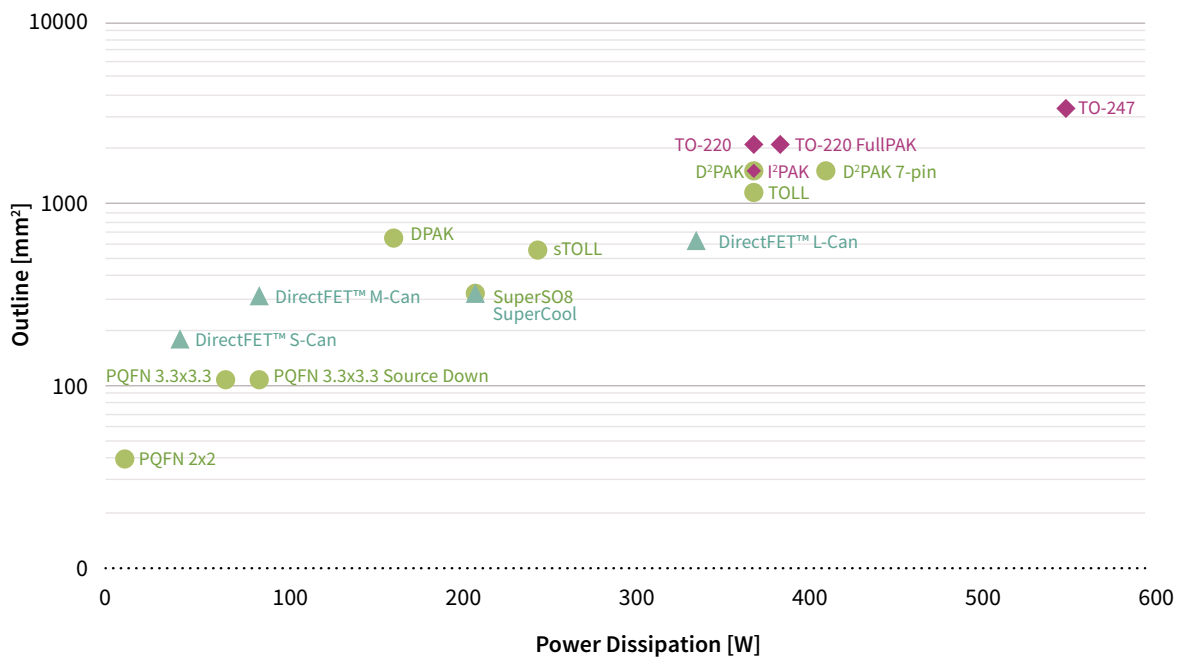
## Space-saving and high performance packages

	TO-247	TO-220	TO-220 FullPAK	D <sup>2</sup> PAK	D <sup>2</sup> PAK 7-pin	TO-Leadless
						
	Optimized for high power applications and high current capability					
Height [mm]	5.0	4.4	4.5	4.4	4.4	2.3
Outline [mm]	40.15 x 15.9	29.5 x 10.0	29.5 x 10.0	15.0 x 10.0	15.0 x 10.0	11.68 x 9.9
Thermal resistance $R_{thJC}$ [K/W]	2.0	0.5	2.5	0.5	0.5	0.4

	SuperSO8	Power Block	PQFN 3.3 x 3.3 Source-Down	PQFN 3.3 x 3.3	PQFN 2 x 2	DirectFET™
						
	For highest efficiency and power management	Significant design shrink	High power density and performance	For highest efficiency and power management	Enables significant space saving	Best thermal behavior in a tiny footprint
Height [mm]	1.0	1.0	1.0	1.0	0.9	Small: 0.65 Medium: 0.65 Large: 0.71
Outline [mm]	5.15 x 6.15	5.0 x 6.0	3.3 x 3.3	3.3 x 3.3	2.0 x 2.0	Small: 4.8 x 3.8 Medium: 6.3 x 4.9 Large: 9.1 x 6.98
Thermal resistance $R_{thJC}$ [K/W]	0.8	1.5	1.4	3.2	11.1	0.5

## Discrete and integrated packages

OptiMOS™ and StrongIRFET™ technologies are available in different packages to address demands for higher current carrying capability and significant space saving. The broad portfolio enables footprint reduction, boosted current rating and optimized thermal performance. While the surface mount leadless devices are enabled for footprint reduction, through-hole packages are characterized by a high power rating. Furthermore, Infineon offers innovative packages such as DirectFET™ and TO-Leadless. DirectFET™ is designed for high frequency applications by offering the lowest parasitic resistance. This package is available in three different sizes: small, medium and large. TO-Leadless is optimized to dissipate power up to 375 W, increasing power density with a substantial reduction in footprint.





# Small signal/small power MOSFETs 250-600 V

Combining latest high-performance silicon technology with small and innovative packaging

Small signal/small power products are ideally suited for space-constrained automotive or non-automotive applications. By combining the latest high-performance silicon technology with small and innovative packaging, Infineon's small signal/small power family offers designers more flexibility when it comes to making their power MOSFET selection. The products can be found in almost all applications e.g. battery protection, battery charging, LED lighting, load switches, DC-DC converters, level shifters, low voltage drives and many more.

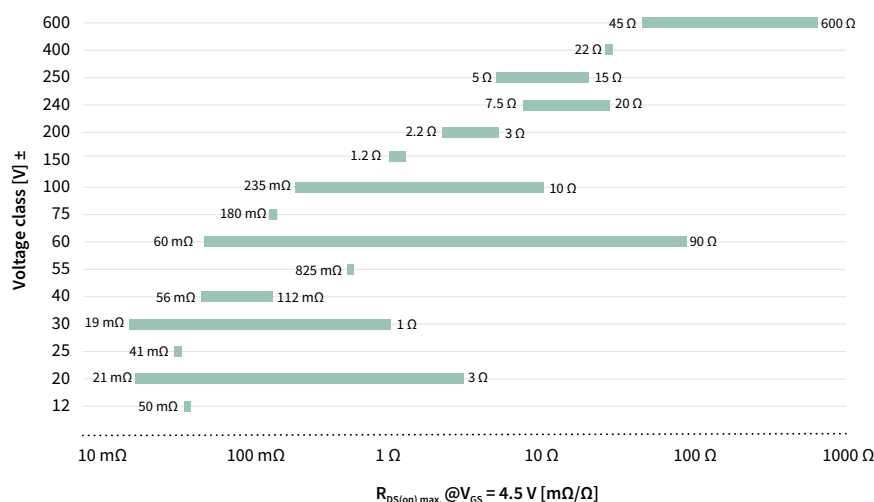
## The entire family includes different packages:

SOT-223, SOT-23, SOT-323, SOT-363, SOT-89, TSOP-6 and SC59

The product portfolio covers N-channel and P-channel enhancement mode MOSFETs as well as N-channel depletion mode products:

- > 20-250 V P-channel enhancement mode (available in single and dual configurations)
- > 20-600 V N-channel enhancement mode (available in single and dual configurations)
- > -20/20 V and -30/30 V complementary (P + N channel) enhancement mode
- > 60-600 V N-channel depletion mode

Key features	Key benefits
Most products qualified to AEC Q101	Suitable for automotive and high quality demanding applications
Four $V_{GS(th)}$ classes available for 1.8 V, 2.5 V, 4.5 V, and 10 V gate drives	Easy interface to MCU
ESD protected p-channel parts	Reduction of design complexity
$V_{DS}$ range from -250 V to 600 V	Wide selection of products available Industry standard small outline packages
RoHS compliant and halogen free	Environmentally friendly




Small signal/small power MOSFETs are available in seven industry-standard package types ranging from the largest SOT-223 to the smallest SOT-363.

Products are offered in single, dual and complementary configurations and are suitable for a wide range of applications, including battery protection, LED lighting, low voltage drives and DC-DC converters.

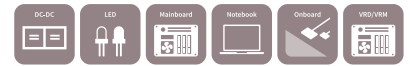
	SOT-363	SOT-323	SOT-23	TSOP-6	SC59	SOT-89	SOT-223
Package outline [mm <sup>2</sup> ]	4.2	4.2	6.96	7.25	8.4	18	45.5

[www.infineon.com/smallsignal](http://www.infineon.com/smallsignal)

For more details on the product, click on the part number. 



### OptiMOS™ and StrongIRFET™ 20 V (super) logic level



R <sub>DS(on)</sub> max @ V <sub>GS</sub> =10 V [mΩ]	TO-252 (DPAK)	DirectFET™	PQFN 2 x 2	PQFN 3.3 x 3.3	SuperSO8	SO-8
< 1		IRL6283MTRPBF R <sub>DS(on)</sub> =0.65 mΩ			IRFH6200TRPBF R <sub>DS(on)</sub> =0.99 mΩ	
2-4				IRLHM620TRPBF*** 1) R <sub>DS(on)</sub> =2.5 mΩ	BSC026N02KS G R <sub>DS(on)</sub> =2.6 mΩ	IRF6201TRPBF R <sub>DS(on)</sub> =2.45 mΩ
	IRLR6225TRPBF R <sub>DS(on)</sub> =4.0 mΩ	IRL6297SDTRPBF** R <sub>DS(on)</sub> =3.8 mΩ; dual			IRLH6224TRPBF R <sub>DS(on)</sub> =3.0 mΩ	
4-10					BSC046N02KS G R <sub>DS(on)</sub> =4.6 mΩ	IRF3717 R <sub>DS(on)</sub> =4.4 mΩ
> 10			IRLHS6242TRPBF R <sub>DS(on)</sub> =11.7 mΩ			
			IRLHS6276TRPBF** R <sub>DS(on)</sub> =45.0 mΩ; dual			

### OptiMOS™ and StrongIRFET™ 25 V logic level



R <sub>DS(on)</sub> max @ V <sub>GS</sub> =10 V [mΩ]	DirectFET™	PQFN 2 x 2	PQFN 3.3 x 3.3	SuperSO8	SO-8	
< 1	IRF6718L2TRPBF R <sub>DS(on)</sub> =0.7 mΩ		IQE006NE2LM5 <sup>3)</sup> R <sub>DS(on)</sub> =0.6 mΩ	BSC004NE2LS5 <sup>2)</sup> R <sub>DS(on)</sub> =0.9 mΩ		
	BSB008NE2LX R <sub>DS(on)</sub> =0.8 mΩ		IQE006NE2LM5CG <sup>3)</sup> R <sub>DS(on)</sub> =0.6 mΩ	BSC009NE2LS5 R <sub>DS(on)</sub> =0.9 mΩ		
			BSZ009NE2LS5 R <sub>DS(on)</sub> =0.9 mΩ	BSC009NE2LS51** R <sub>DS(on)</sub> =0.95 mΩ		
1-2	IRF6898MTRPBF** R <sub>DS(on)</sub> =1.1 mΩ		BSZ010NE2LS5 R <sub>DS(on)</sub> =1.0 mΩ	BSC010NE2LS R <sub>DS(on)</sub> =1.0 mΩ		
	BSB012NE2LX1** R <sub>DS(on)</sub> =1.2 mΩ		BSZ011NE2LS5I R <sub>DS(on)</sub> =1.1 mΩ	BSC010NE2LS1** R <sub>DS(on)</sub> =1.05 mΩ		
	IRF6717MTRPBF R <sub>DS(on)</sub> =1.25 mΩ		BSZ011NE2LS5I R <sub>DS(on)</sub> =1.1 mΩ	BSC014NE2LS1** R <sub>DS(on)</sub> =1.4 mΩ		
	IRF6894MTRPBF** R <sub>DS(on)</sub> =1.3 mΩ		BSZ013NE2LS51** R <sub>DS(on)</sub> =1.3 mΩ	IRFH5250D R <sub>DS(on)</sub> =1.4 mΩ		
	BSB013NE2LX1** R <sub>DS(on)</sub> =1.3 mΩ		BSZ014NE2LS51F*** R <sub>DS(on)</sub> =1.45 mΩ	BSC015NE2LS51** R <sub>DS(on)</sub> =1.5 mΩ		
	IRF6797MTRPBF** R <sub>DS(on)</sub> =1.4 mΩ		BSZ017NE2LS51** R <sub>DS(on)</sub> =1.7 mΩ	BSC018NE2LS R <sub>DS(on)</sub> =1.8 mΩ		
	IRF6716M R <sub>DS(on)</sub> =1.6 mΩ		BSZ018NE2LS R <sub>DS(on)</sub> =1.8 mΩ	BSC018NE2LS1** R <sub>DS(on)</sub> =1.8 mΩ		
	IRF6715MTRPBF R <sub>DS(on)</sub> =1.6 mΩ		BSZ018NE2LS1** R <sub>DS(on)</sub> =1.8 mΩ			
	IRF6893MTRPBF** R <sub>DS(on)</sub> =1.6 mΩ					
	IRF6892STRPBF** R <sub>DS(on)</sub> =1.7 mΩ					
	IRF6795MTRPBF** R <sub>DS(on)</sub> =1.8 mΩ					
	2-4	IRF6714MTRPBF R <sub>DS(on)</sub> =2.1 mΩ	ISK024NE2LM5**** R <sub>DS(on)</sub> =2.4 mΩ	BSZ031NE2LS5 R <sub>DS(on)</sub> =3.1 mΩ	BSC024NE2LS R <sub>DS(on)</sub> =2.4 mΩ	
		BSF030NE2LQ R <sub>DS(on)</sub> =3.0 mΩ		BSZ033NE2LS5 R <sub>DS(on)</sub> =3.3 mΩ	BSC026NE2LS5 R <sub>DS(on)</sub> =2.6 mΩ	IRF8252 R <sub>DS(on)</sub> =2.7 mΩ
BSF035NE2LQ R <sub>DS(on)</sub> =3.5 mΩ			BSZ036NE2LS R <sub>DS(on)</sub> =3.6 mΩ	BSC032NE2LS R <sub>DS(on)</sub> =3.2 mΩ		
IRF6811STRPBF** R <sub>DS(on)</sub> =3.7 mΩ			BSZ037NE2LS5**** R <sub>DS(on)</sub> =3.7 mΩ			
			BSZ039NE2LS5**** R <sub>DS(on)</sub> =3.9 mΩ			
4-10	IRF6802SD R <sub>DS(on)</sub> =4.2 mΩ					
	IRF6710S2TRPBF R <sub>DS(on)</sub> =4.5 mΩ		IRFHM8228TRPBF R <sub>DS(on)</sub> =5.2 mΩ	BSC050NE2LS R <sub>DS(on)</sub> =5.0 mΩ		
	IRF6712STRPBF R <sub>DS(on)</sub> =4.9 mΩ		BSZ060NE2LS R <sub>DS(on)</sub> =6.0 mΩ			
	IRF6810STRPBF** R <sub>DS(on)</sub> =5.2 mΩ		IRFHM8235TRPBF R <sub>DS(on)</sub> =7.7 mΩ			
> 10		IRFHS8242 R <sub>DS(on)</sub> =13 mΩ				

www.infineon.com/powermosfet-12V-300V

\* Optimized for resonant applications (e.g. LLC converter)  
 \*\* Monolithically integrated Schottky-like diode  
 \*\*\* R<sub>DS(on)</sub> max @ V<sub>GS</sub>=4.5 V  
 \*\*\*\* For more information on the product, contact our product support

1) 2.5 V<sub>GS</sub> capable  
 2) Coming soon  
 3) Source-Down

For more details on the product, click on the part number.



## OptiMOS™ and StrongIRFET™ 25/30 V in Power Stage 3x3 and 5x6



Part number	Package	Monolithically integrated Schottky like diode	BV <sub>DSS</sub> [V]	R <sub>DS(on), max.</sub> [ mΩ ] @ V <sub>GS</sub> =4.5 V max.		Q <sub>g</sub> [nC] @ V <sub>GS</sub> =4.5 V typ.	
				High-side	Low-side	High-side	Low-side
BSZ0910ND	PQFN 3x3	-	30	13	13	4.0	4.0
BSZ0909ND	PQFN 3x3	-	30	25	25	1.8	1.8
BSC0910NDI	SuperSO8	✓	25	5.9	1.6	7.7	25.0
BSC0911ND	SuperSO8	-	25	4.8	1.7	7.7	25.0
BSC0921NDI	SuperSO8	✓	30	7.0	2.1	5.8	21.0
BSC0923NDI	SuperSO8	✓	30	7.0	3.7	5.2	12.2
BSC0924NDI	SuperSO8	✓	30	7.0	5.2	5.2	8.6
BSC0925ND	SuperSO8	-	30	6.4	6.4	5.2	6.7
BSC0993ND	SuperSO8	-	30	7.0	7.0	5.4	6.7

## OptiMOS™ and StrongIRFET™ 25/30 V in Power Block 5x6



Part number	Package	Monolithically integrated Schottky like diode	BV <sub>DSS</sub> [V]	R <sub>DS(on), max.</sub> [ mΩ ] @ V <sub>GS</sub> =4.5 V max.		Q <sub>g</sub> [nC] @ V <sub>GS</sub> =4.5 V typ.	
				High-side	Low-side	High-side	Low-side
BSG0810NDI	SuperSO8	✓	25	4.0	1.2	5.6	16.0
BSG0811ND	SuperSO8	-	25	4.0	1.1	5.6	20.0
BSG0813NDI	SuperSO8	✓	25	4.0	1.7	5.6	12.0

OptiMOS™ and StrongIRFET™ 30 V logic level



$R_{DS(on), max.}$ @ $V_{GS}=10\text{ V}$ [mΩ]	TO-252 (DPAK)	TO-263 (D <sup>2</sup> PAK)	TO-263 (D <sup>2</sup> PAK 7-pin)	TO-220
<1			IPB009N03L G $R_{DS(on)}=0.95\text{ m}\Omega$	
1-2		IRLS3813TRL PBF $R_{DS(on)}=1.95\text{ m}\Omega$		IRLB3813PBF $R_{DS(on)}=1.95\text{ m}\Omega$
2-4	IRLR8743TRPBF $R_{DS(on)}=3.1\text{ m}\Omega$ IPD031N03L G $R_{DS(on)}=3.1\text{ m}\Omega$	IRFR8314TRPBF $R_{DS(on)}=2.2\text{ m}\Omega$		IRLB8314PBF $R_{DS(on)}=2.4\text{ m}\Omega$ IRL3713PBF $R_{DS(on)}=3.0\text{ m}\Omega$
	IPD040N03L G $R_{DS(on)}=4.0\text{ m}\Omega$	IPB034N03L G $R_{DS(on)}=3.4\text{ m}\Omega$		IRLB8743PBF $R_{DS(on)}=3.2\text{ m}\Omega$ IPD034N03L G $R_{DS(on)}=3.4\text{ m}\Omega$
4-10	IPD050N03L G $R_{DS(on)}=5.0\text{ m}\Omega$	IPB042N03L G $R_{DS(on)}=4.2\text{ m}\Omega$		IPD042N03L G $R_{DS(on)}=4.2\text{ m}\Omega$
	IRLR8726TRPBF $R_{DS(on)}=5.8\text{ m}\Omega$	IPB055N03L G $R_{DS(on)}=5.5\text{ m}\Omega$		IRLB8748PBF $R_{DS(on)}=4.8\text{ m}\Omega$
	IPD060N03L G $R_{DS(on)}=6.0\text{ m}\Omega$	IPB065N03L G $R_{DS(on)}=6.5\text{ m}\Omega$		IPD055N03L G $R_{DS(on)}=5.5\text{ m}\Omega$
	IPD075N03L G $R_{DS(on)}=7.5\text{ m}\Omega$	IPB080N03L G $R_{DS(on)}=8.0\text{ m}\Omega$		IRL8113PBF $R_{DS(on)}=6.0\text{ m}\Omega$
	IRLR8729TRPBF $R_{DS(on)}=8.9\text{ m}\Omega$			IRLB8721PBF $R_{DS(on)}=8.7\text{ m}\Omega$
10-25	IPD090N03L G $R_{DS(on)}=9.0\text{ m}\Omega$			
	IPD135N03L G $R_{DS(on)}=13.5\text{ m}\Omega$ IRLR3103 $R_{DS(on)}=19.0\text{ m}\Omega$			

OptiMOS™ and StrongIRFET™ 30 V logic level



$R_{DS(on), max.}$ @ $V_{GS}=10\text{ V}$ [mΩ]	DirectFET™	PQFN 3.3 x 3.3	SuperSO8	TO-Leadless
<1			BSC005N03LS5* $R_{DS(on)}=0.5\text{ m}\Omega$	IPT004N03L $R_{DS(on)}=0.4\text{ m}\Omega$
1-2			BSC005N03LS51* $R_{DS(on)}=0.5\text{ m}\Omega$	
			ISC011N03LS5 $R_{DS(on)}=1.1\text{ m}\Omega$	
			IRFH8303TRPBF $R_{DS(on)}=1.1\text{ m}\Omega$	
			BSC011N03LS $R_{DS(on)}=1.1\text{ m}\Omega$	
			BSC011N03LSI** $R_{DS(on)}=1.1\text{ m}\Omega$	
			BSC011N03LST*** $R_{DS(on)}=1.1\text{ m}\Omega$	
			IRFH8307TRPBF $R_{DS(on)}=1.3\text{ m}\Omega$	
		BSZ0500NSI** $R_{DS(on)}=1.5\text{ m}\Omega$	BSC0500NSI** $R_{DS(on)}=1.3\text{ m}\Omega$	
		IRF6726MTRPBF $R_{DS(on)}=1.7\text{ m}\Omega$	BSC014N03LS G $R_{DS(on)}=1.4\text{ m}\Omega$	
		IRF6727MTRPBF $R_{DS(on)}=1.7\text{ m}\Omega$	IRFH5301TRPBF $R_{DS(on)}=1.85\text{ m}\Omega$	
		IRF8302MTRPBF** $R_{DS(on)}=1.8\text{ m}\Omega$	ISC019N03LS5 $R_{DS(on)}=1.9\text{ m}\Omega$	
	2-4		BSZ0901NS $R_{DS(on)}=2.0\text{ m}\Omega$	BSC0901NS $R_{DS(on)}=1.9\text{ m}\Omega$
		BSZ0501NSI** $R_{DS(on)}=2.0\text{ m}\Omega$	BSC0501NSI** $R_{DS(on)}=1.9\text{ m}\Omega$	
			BSC0901NSI** $R_{DS(on)}=2.0\text{ m}\Omega$	
			ISC026N03LS5 $R_{DS(on)}=2.6\text{ m}\Omega$	
			ISC037N03LSIS $R_{DS(on)}=3.7\text{ m}\Omega$	
4-10		ISZ040N03LSIS $R_{DS(on)}=4.0\text{ m}\Omega$	ISC045N03LS5 $R_{DS(on)}=4.5\text{ m}\Omega$	
		ISZ065N03LS5 $R_{DS(on)}=6.5\text{ m}\Omega$		

www.infineon.com/powermosfet-12V-300V

\* Coming soon  
\*\* Monolithically integrated Schottky-like diode  
\*\*\*For more information on the product, contact our product support

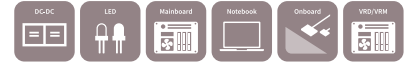
For more details on the product, click on the part number.

OptiMOS™ and StrongIRFET™ 30 V logic level



$R_{DS(on), max}$ @ $V_{GS}=10\text{ V}$ [mΩ]	DirectFET™	PQFN 3.3 x 3.3	SuperSO8	SO-8	SO-8 Dual	PQFN 2 x 2
2-4	IRF8304MTRPBF $R_{DS(on)}=2.2\text{ m}\Omega$	BSZ0901NSI** $R_{DS(on)}=2.1\text{ m}\Omega$	BSC020N03LS G $R_{DS(on)}=2.0\text{ m}\Omega$			ISK036N03LM5 <sup>2)</sup> $R_{DS(on)}=3.6\text{ m}\Omega$
			IRFH5302TRPBF $R_{DS(on)}=2.1\text{ m}\Omega$			
	IRF6724MTRPBF $R_{DS(on)}=2.5\text{ m}\Omega$	IRLHM620TRPBF $R_{DS(on)}=2.5\text{ m}\Omega$	BSC0502NSI** $R_{DS(on)}=2.4\text{ m}\Omega$			
	IRF8306MTRPBF** $R_{DS(on)}=2.5\text{ m}\Omega$	BSZ0902NS $R_{DS(on)}=2.6\text{ m}\Omega$	BSC025N03LS G $R_{DS(on)}=2.5\text{ m}\Omega$			
			IRFH5302DTRPBF** $R_{DS(on)}=2.5\text{ m}\Omega$			
			BSC0902NS $R_{DS(on)}=2.6\text{ m}\Omega$			
			IRF8252TRPBF $R_{DS(on)}=2.7\text{ m}\Omega$			
		BSZ0902NSI** $R_{DS(on)}=2.8\text{ m}\Omega$	BSC0902NSI** $R_{DS(on)}=2.8\text{ m}\Omega$	IRF8788TRPBF $R_{DS(on)}=2.8\text{ m}\Omega$		
		BSZ0502NSI** $R_{DS(on)}=2.8\text{ m}\Omega$	IRFH8316TRPBF $R_{DS(on)}=2.95\text{ m}\Omega$			
			BSC030N03LS G $R_{DS(on)}=3.0\text{ m}\Omega$			
		BSZ0503NSI** $R_{DS(on)}=3.4\text{ m}\Omega$	IRFH8318TRPBF $R_{DS(on)}=3.1\text{ m}\Omega$			
		IRLHM630*** $R_{DS(on)}=3.5\text{ m}\Omega$	BSC0503NSI** $R_{DS(on)}=3.2\text{ m}\Omega$	IRF7862TRPBF $R_{DS(on)}=3.3\text{ m}\Omega$		
	BSZ035N03LS G $R_{DS(on)}=3.5\text{ m}\Omega$	BSC034N03LS G $R_{DS(on)}=3.4\text{ m}\Omega$	IRF8734TRPBF $R_{DS(on)}=3.5\text{ m}\Omega$			
	IRFHM830 $R_{DS(on)}=3.8\text{ m}\Omega$	BSC0504NSI** $R_{DS(on)}=3.7\text{ m}\Omega$				
	BSZ0904NSI** $R_{DS(on)}=4.0\text{ m}\Omega$	BSC0904NSI** $R_{DS(on)}=3.7\text{ m}\Omega$				
4-10	IRF6722MTRPBF $R_{DS(on)}=7.7\text{ m}\Omega$	IRFHM830D $R_{DS(on)}=4.3\text{ m}\Omega$	IRFH8324TRPBF $R_{DS(on)}=4.1\text{ m}\Omega$			
		BSZ0506NS $R_{DS(on)}=4.4\text{ m}\Omega$	BSC042N03LS G $R_{DS(on)}=4.2\text{ m}\Omega$			
		IRFHM8326TRPBF $R_{DS(on)}=4.7\text{ m}\Omega$	BSC0906NS $R_{DS(on)}=4.5\text{ m}\Omega$			
			IRFH5304TRPBF $R_{DS(on)}=4.5\text{ m}\Omega$			
			IRFH8321TRPBF $R_{DS(on)}=4.9\text{ m}\Omega$			
		BSZ050N03LS G $R_{DS(on)}=5.0\text{ m}\Omega$	IRFH8325TRPBF $R_{DS(on)}=5.0\text{ m}\Omega$	IRF8736TRPBF $R_{DS(on)}=4.8\text{ m}\Omega$		
		BSZ058N03LS G $R_{DS(on)}=5.8\text{ m}\Omega$	BSC050N03LS G $R_{DS(on)}=5.0\text{ m}\Omega$			
		IRFHM8329TRPBF $R_{DS(on)}=6.1\text{ m}\Omega$	BSC052N03LS $R_{DS(on)}=5.2\text{ m}\Omega$			
		BSZ065N03LS $R_{DS(on)}=6.5\text{ m}\Omega$	BSC057N03LS G $R_{DS(on)}=5.7\text{ m}\Omega$			
	IRF8327S $R_{DS(on)}=7.3\text{ m}\Omega$	IRFHM8330TRPBF $R_{DS(on)}=6.6\text{ m}\Omega$	IRFH8330TRPBF $R_{DS(on)}=6.6\text{ m}\Omega$			
		BSZ0994NS $R_{DS(on)}=7.0\text{ m}\Omega$	BSC080N03LS G $R_{DS(on)}=8.0\text{ m}\Omega$			
		IRFHM831 $R_{DS(on)}=7.8\text{ m}\Omega$	IRFH8334TRPBF $R_{DS(on)}=9.0\text{ m}\Omega$	IRF8721TRPBF $R_{DS(on)}=8.5\text{ m}\Omega$		
	BSZ088N03LS G $R_{DS(on)}=8.8\text{ m}\Omega$	BSC090N03LS G $R_{DS(on)}=9.0\text{ m}\Omega$	IRF8714TRPBF $R_{DS(on)}=8.7\text{ m}\Omega$			
	IRFHM8334TRPBF $R_{DS(on)}=9.0\text{ m}\Omega$	BSC0909NS $R_{DS(on)}=9.2\text{ m}\Omega$				
	BSZ100N03LS G $R_{DS(on)}=10.0\text{ m}\Omega$					
10-63		BSZ0909NS $R_{DS(on)}=12.0\text{ m}\Omega$	BSC120N03LS G $R_{DS(on)}=12.0\text{ m}\Omega$	IRF8707TRPBF $R_{DS(on)}=11.9\text{ m}\Omega$	IRF7907TRPBF $R_{DS(on)}=11.8\text{ m}\Omega+16.4\text{ m}\Omega$	IRLHS6342*** $R_{DS(on)}=16\text{ m}\Omega$
		IRFHM8337TRPBF $R_{DS(on)}=12.4\text{ m}\Omega$	IRFH8337TRPBF $R_{DS(on)}=12.8\text{ m}\Omega$	IRL6342 <sup>1)****</sup> $R_{DS(on)}=14.6\text{ m}\Omega$	IRF8513TRPBF*** $R_{DS(on)}=2.7\text{ m}\Omega+15.5\text{ m}\Omega$	IRFHS8342 $R_{DS(on)}=16\text{ m}\Omega$
		BSZ130N03LS G $R_{DS(on)}=13.0\text{ m}\Omega$		IRL6372 <sup>1)****</sup> $R_{DS(on)}=18\text{ m}\Omega; \text{dual}$	IRF8313TRPBF $R_{DS(on)}=15.5\text{ m}\Omega+15.5\text{ m}\Omega$	IRLHS6376*** $R_{DS(on)}=63\text{ m}\Omega; \text{dual}$
		IRFHM8363TRPBF $R_{DS(on)}=14.9\text{ m}\Omega$			IRF7905TRPBF $R_{DS(on)}=17.1\text{ m}\Omega+21.8\text{ m}\Omega$	
2 x 7.2			BSC072N03LD G $R_{DS(on)}=7.2\text{ m}\Omega$			
2 x 15			BSC150N03LD G $R_{DS(on)}=15.0\text{ m}\Omega$			

### OptiMOST™ and StrongIRFET™ 30 V logic level 5 V optimized



$R_{DS(on), max.}$ @ $V_{GS}=10\text{ V}$ [mΩ]	PQFN 3.3 x 3.3	SuperSO8	SO-8	SO-8 Dual
1-2		BSC016N03MS G $R_{DS(on)}=1.6\text{ m}\Omega$		
		BSC020N03MS G $R_{DS(on)}=2.0\text{ m}\Omega$		
2-4		BSC025N03MS G $R_{DS(on)}=2.5\text{ m}\Omega$		BSO033N03MS G $R_{DS(on)}=3.3\text{ m}\Omega$
	BSZ035N03MS G $R_{DS(on)}=3.5\text{ m}\Omega$	BSC030N03MS G $R_{DS(on)}=3.0\text{ m}\Omega$		BSO040N03MS G $R_{DS(on)}=4.0\text{ m}\Omega$
4-10		BSC042N03MS G $R_{DS(on)}=4.2\text{ m}\Omega$		
	BSZ050N03MS G $R_{DS(on)}=5.0\text{ m}\Omega$	BSC057N03MS G $R_{DS(on)}=5.7\text{ m}\Omega$		
		BSC080N03MS G $R_{DS(on)}=8.0\text{ m}\Omega$		
	BSZ058N03MS G $R_{DS(on)}=5.8\text{ m}\Omega$	BSC090N03MS G $R_{DS(on)}=9.0\text{ m}\Omega$		
	BSZ088N03MS G $R_{DS(on)}=8.8\text{ m}\Omega$	BSC100N03MS G $R_{DS(on)}=10.0\text{ m}\Omega$		
>10	BSZ100N03MS G $R_{DS(on)}=10.0\text{ m}\Omega$			
	BSZ130N03MS G $R_{DS(on)}=13.0\text{ m}\Omega$	BSC120N03MS G $R_{DS(on)}=12.0\text{ m}\Omega$	BSO110N03MS G $R_{DS(on)}=11.0\text{ m}\Omega$	BSO150N03MD G $R_{DS(on)}=15.0\text{ m}\Omega$ BSO220N03MD G $R_{DS(on)}=22.0\text{ m}\Omega$

### OptiMOST™ and StrongIRFET™ 40 V normal level



$R_{DS(on), max.}$ @ $V_{GS}=10\text{ V}$ [mΩ]	TO-252 (DPAK)	TO-263 (D <sup>2</sup> PAK)	TO-263 (D <sup>2</sup> PAK 7-pin)	TO-220	TO-247	DirectFET™	PQFN 3.3 x 3.3	SuperSO8	TO-220 FullPAK
<1			IRF40SC240 $R_{DS(on)}=0.65\text{ m}\Omega$						
			IRFS7430TRL7PP $R_{DS(on)}=0.75\text{ m}\Omega$						
1-2		IRFS7430TRLPBF $R_{DS(on)}=1.3\text{ m}\Omega$	IRFS7434TRL7PP $R_{DS(on)}=1.0\text{ m}\Omega$	IRFB7430PBF $R_{DS(on)}=1.3\text{ m}\Omega$	IRFP7430PBF $R_{DS(on)}=1.3\text{ m}\Omega$	IRL40DM247 $R_{DS(on)}=1.0\text{ m}\Omega$		IRFH7084TRPBF $R_{DS(on)}=1.25\text{ m}\Omega$	
		IPB015N04N G $R_{DS(on)}=1.5\text{ m}\Omega$	IPB011N04N G $R_{DS(on)}=1.1\text{ m}\Omega$	IPPO15N04N G $R_{DS(on)}=1.5\text{ m}\Omega$		IRF7739L1TRPBF $R_{DS(on)}=1.0\text{ m}\Omega$		IRFH7004TRPBF $R_{DS(on)}=1.4\text{ m}\Omega$	
		IRFS3004 $R_{DS(on)}=1.75\text{ m}\Omega$	IRFS3004-7P $R_{DS(on)}=1.25\text{ m}\Omega$	IRFB7434PBF $R_{DS(on)}=1.6\text{ m}\Omega$		IRF7480MTRPBF $R_{DS(on)}=1.2\text{ m}\Omega$		BSC017N04NS G $R_{DS(on)}=1.7\text{ m}\Omega$	
		IRFS7434TRLPBF $R_{DS(on)}=1.6\text{ m}\Omega$	IRFS7437TRL7PP $R_{DS(on)}=1.4\text{ m}\Omega$	IRFB3004PBF $R_{DS(on)}=1.75\text{ m}\Omega$		IRF7946TRPBF $R_{DS(on)}=1.4\text{ m}\Omega$		IRF40H210 $R_{DS(on)}=1.7\text{ m}\Omega$	
		IRFS7437TRLPBF $R_{DS(on)}=1.8\text{ m}\Omega$	IPB020N04N G $R_{DS(on)}=2.0\text{ m}\Omega$	IRFB7437PBF $R_{DS(on)}=2.0\text{ m}\Omega$		BSB015N04NX3 G $R_{DS(on)}=1.5\text{ m}\Omega$		BSC019N04NS G $R_{DS(on)}=1.9\text{ m}\Omega$	
						IRF40DM229 $R_{DS(on)}=1.85\text{ m}\Omega$			
2-4	IRFR7440TRPBF $R_{DS(on)}=2.4\text{ m}\Omega$	IRFS7440TRLPBF $R_{DS(on)}=2.5\text{ m}\Omega$		IPP023N04N G $R_{DS(on)}=2.3\text{ m}\Omega$		IRF7483MTRPBF $R_{DS(on)}=2.3\text{ m}\Omega$		IRFH7440TRPBF $R_{DS(on)}=2.4\text{ m}\Omega$	IPA028N04NM3S $R_{DS(on)}=2.8\text{ m}\Omega$
	IRFR7446TRPBF $R_{DS(on)}=3.9\text{ m}\Omega$	IRF1404S $R_{DS(on)}=4.0\text{ m}\Omega$		IRFB7440PBF $R_{DS(on)}=2.5\text{ m}\Omega$				IRFH5004TRPBF $R_{DS(on)}=2.6\text{ m}\Omega$	
				IRFB7446PBF $R_{DS(on)}=3.3\text{ m}\Omega$				BSC030N04NS G $R_{DS(on)}=3.0\text{ m}\Omega$	
4-10				IPP041N04N G $R_{DS(on)}=4.1\text{ m}\Omega$				IRFH7446TRPBF $R_{DS(on)}=3.3\text{ m}\Omega$	
	IRF40R207 $R_{DS(on)}=5.1\text{ m}\Omega$			IRF40B207 $R_{DS(on)}=4.5\text{ m}\Omega$				BSC054N04NS G $R_{DS(on)}=5.4\text{ m}\Omega$	IPA041N04N G $R_{DS(on)}=4.1\text{ m}\Omega$
>10				IPP048N04N G $R_{DS(on)}=4.8\text{ m}\Omega$				IRF40H233 $R_{DS(on)}=5.9\text{ m}\Omega$ , dual	
							BSZ105N04NS G $R_{DS(on)}=10.5\text{ m}\Omega$ BSZ165N04NS G $R_{DS(on)}=16.5\text{ m}\Omega$	BSC076N04ND $R_{DS(on)}=7.6\text{ m}\Omega$ , dual	



OptiMOS™ and StrongIRFET™ 40 V logic level

$R_{DS(on), max.}$ @ $V_{GS}=10\text{ V}$ [mΩ]	TO-252 (DPAK)	TO-263 (D <sup>2</sup> PAK)	TO-263 (D <sup>2</sup> PAK 7-pin)	TO-220	TO-247	DirectFET™	PQFN 3.3 x 3.3	SuperSO8	TO-Leadless
<1			IRL40SC228 $R_{DS(on)}=0.65\text{ m}\Omega$						
			IRL40SC209 $R_{DS(on)}=0.8\text{ m}\Omega$			IRL7472L1TRPBF $R_{DS(on)}=0.45\text{ m}\Omega$		BSC007N04LS6 $R_{DS(on)}=0.7\text{ m}\Omega$	IRL40T209 $R_{DS(on)}=0.8\text{ m}\Omega$
1-2		IPB015N04L G $R_{DS(on)}=1.5\text{ m}\Omega$	IPB011N04L G $R_{DS(on)}=1.1\text{ m}\Omega$	IRL40B209 $R_{DS(on)}=1.25\text{ m}\Omega$	IRLP3034PBF $R_{DS(on)}=1.7\text{ m}\Omega$	BSB014N04LX3 G $R_{DS(on)}=1.4\text{ m}\Omega$		BSC010N04LS $R_{DS(on)}=1.0\text{ m}\Omega$	
		IRLS3034TRLPBF $R_{DS(on)}=1.7\text{ m}\Omega$	IRLS3034TRL7P $R_{DS(on)}=1.4\text{ m}\Omega$	IRLB3034PBF $R_{DS(on)}=1.7\text{ m}\Omega$		IRL7486MTRPBF $R_{DS(on)}=1.4\text{ m}\Omega$		BSC010N04LS6 $R_{DS(on)}=1.0\text{ m}\Omega$	
		IRL40S212 $R_{DS(on)}=1.9\text{ m}\Omega$		IRL40B212 $R_{DS(on)}=1.9\text{ m}\Omega$				BSC010N04LST $R_{DS(on)}=1.0\text{ m}\Omega$	
								BSC010N04LSI $R_{DS(on)}=1.05\text{ m}\Omega$	
								BSC010N04LSC* $R_{DS(on)}=1.05\text{ m}\Omega$	
								BSC014N04LST $R_{DS(on)}=1.4\text{ m}\Omega$	
								BSC014N04LS $R_{DS(on)}=1.4\text{ m}\Omega$	
								BSC014N04LSI $R_{DS(on)}=1.45\text{ m}\Omega$	
								ISC015N04NM5 $R_{DS(on)}=1.5\text{ m}\Omega$	
								BSC016N04LS G $R_{DS(on)}=1.6\text{ m}\Omega$	
								ISC017N04NM5 $R_{DS(on)}=1.7\text{ m}\Omega$	
								BSC018N04LS G $R_{DS(on)}=1.8\text{ m}\Omega$	
							BSZ018N04LS6 $R_{DS(on)}=1.8\text{ m}\Omega$	ISC019N04NM5 $R_{DS(on)}=1.9\text{ m}\Omega$	
							BSC019N04LS $R_{DS(on)}=1.9\text{ m}\Omega$		
							BSC019N04LST $R_{DS(on)}=1.9\text{ m}\Omega$		
2-4				IRL40B215 $R_{DS(on)}=2.7\text{ m}\Omega$		IRF6613TRPBF $R_{DS(on)}=3.4\text{ m}\Omega$	BSZ021N04LS6 $R_{DS(on)}=2.1\text{ m}\Omega$	BSC022N04LS $R_{DS(on)}=2.2\text{ m}\Omega$	
							BSZ024N04LS6 $R_{DS(on)}=2.4\text{ m}\Omega$	BSC022N04LS6 $R_{DS(on)}=2.2\text{ m}\Omega$	
								IRLH5034TRPBF $R_{DS(on)}=2.4\text{ m}\Omega$	
					IPP039N04L G $R_{DS(on)}=3.9\text{ m}\Omega$		BSZ025N04LS $R_{DS(on)}=2.5\text{ m}\Omega$	BSC026N04LS $R_{DS(on)}=2.6\text{ m}\Omega$	
							BSZ028N04LS $R_{DS(on)}=2.8\text{ m}\Omega$	BSC027N04LS G $R_{DS(on)}=2.7\text{ m}\Omega$	
								ISC028N04NM5 $R_{DS(on)}=2.8\text{ m}\Omega$	
								BSC032N04LS $R_{DS(on)}=3.2\text{ m}\Omega$	
	IPD036N04L G $R_{DS(on)}=3.6\text{ m}\Omega$	IRL1404S $R_{DS(on)}=4.0\text{ m}\Omega$					BSZ034N04LS $R_{DS(on)}=3.4\text{ m}\Omega$	BSC035N04LS G $R_{DS(on)}=3.5\text{ m}\Omega$	
4-10								ISC036N04NM5 $R_{DS(on)}=3.6\text{ m}\Omega$	
								ISC046N04NM5 $R_{DS(on)}=4.6\text{ m}\Omega$	
	IRLR3114ZTRPBF $R_{DS(on)}=4.5\text{ m}\Omega$					IRF6616TRPBF $R_{DS(on)}=5.0\text{ m}\Omega$	BSZ040N04LS G $R_{DS(on)}=4.0\text{ m}\Omega$	BSC050N04LS G $R_{DS(on)}=5.0\text{ m}\Omega$	
								ISC058N04NM5 $R_{DS(on)}=5.8\text{ m}\Omega$	
						IRF6614TRPBF $R_{DS(on)}=8.3\text{ m}\Omega$	BSZ063N04LS6 $R_{DS(on)}=6.3\text{ m}\Omega$	BSC059N04LS G $R_{DS(on)}=5.9\text{ m}\Omega$	
								BSC059N04LS6 $R_{DS(on)}=5.9\text{ m}\Omega$	
								BSC072N04LD $R_{DS(on)}=7.2\text{ m}\Omega$ , dual	
							BSZ097N04LS G $R_{DS(on)}=9.7\text{ m}\Omega$	BSC093N04LS G $R_{DS(on)}=9.3\text{ m}\Omega$	





OptiMOS™ and StrongIRFET™ 60 V normal level

$R_{DS(on), max.}$ @ $V_{GS}=10\text{ V}$ [mΩ]	TO-252 (DPAK)	TO-263 (D <sup>+</sup> PAK)	TO-263 (D <sup>+</sup> PAK 7-pin)	TO-262 (FPAK)	TO-220	TO-220 FullPAK	TO-247
1-2			IPB010N06N <sup>2)</sup> $R_{DS(on)}=1.0\text{ m}\Omega$				
			IRF60C241 $R_{DS(on)}=1.3\text{ m}\Omega$				
			IRFS7530TRL7PP $R_{DS(on)}=1.4\text{ m}\Omega$				
			IPB014N06N <sup>2)</sup> $R_{DS(on)}=1.4\text{ m}\Omega$				
			IPB017N06N3 G $R_{DS(on)}=1.7\text{ m}\Omega$				
2-4	IPD025N06N <sup>2)</sup> $R_{DS(on)}=2.5\text{ m}\Omega$	IRFS7534TRL7PP $R_{DS(on)}=2.4\text{ m}\Omega$	IRFS3006TRL7PP $R_{DS(on)}=2.1\text{ m}\Omega$		IRFB7530PBF $R_{DS(on)}=2.0\text{ m}\Omega$		IRFP7530PBF $R_{DS(on)}=2.0\text{ m}\Omega$
		IRFS3006 $R_{DS(on)}=2.5\text{ m}\Omega$		IPI024N06N3 G $R_{DS(on)}=2.4\text{ m}\Omega$	IRFB7534PBF $R_{DS(on)}=2.4\text{ m}\Omega$		
					IPP024N06N3 G <sup>2)</sup> $R_{DS(on)}=2.4\text{ m}\Omega$		
		IPB026N06N <sup>2)</sup> $R_{DS(on)}=2.6\text{ m}\Omega$			IRFB3006PBF $R_{DS(on)}=2.5\text{ m}\Omega$		IRFP3006PBF $R_{DS(on)}=2.5\text{ m}\Omega$
		IPB029N06N3 G $R_{DS(on)}=2.9\text{ m}\Omega$		IPI029N06N <sup>2)</sup> $R_{DS(on)}=2.9\text{ m}\Omega$	IPP029N06N <sup>2)</sup> $R_{DS(on)}=2.9\text{ m}\Omega$	IPA029N06N <sup>2)</sup> $R_{DS(on)}=2.9\text{ m}\Omega$	IRFP3206PBF $R_{DS(on)}=3.0\text{ m}\Omega$
					IRFB3206BF $R_{DS(on)}=3.0\text{ m}\Omega$	IPA029N06NM5S $R_{DS(on)}=2.9\text{ m}\Omega$	
	IPD033N06N <sup>2)</sup> $R_{DS(on)}=3.3\text{ m}\Omega$	IRFS3206 $R_{DS(on)}=3.0\text{ m}\Omega$		IPI032N06N3 G $R_{DS(on)}=3.2\text{ m}\Omega$	IPP032N06N3 G $R_{DS(on)}=3.2\text{ m}\Omega$	IPA032N06N3 G $R_{DS(on)}=3.2\text{ m}\Omega$	
	IPD034N06N3 G $R_{DS(on)}=3.4\text{ m}\Omega$	IRFS7537TRL7PP $R_{DS(on)}=3.3\text{ m}\Omega$			IRFB7537PBF $R_{DS(on)}=3.3\text{ m}\Omega$		IRFP7537PBF $R_{DS(on)}=3.3\text{ m}\Omega$
					IRFB3256PBF $R_{DS(on)}=3.4\text{ m}\Omega$		
	IPD038N06N3 G $R_{DS(on)}=3.8\text{ m}\Omega$	IPB037N06N3 G $R_{DS(on)}=3.7\text{ m}\Omega$			IPP040N06N3 G $R_{DS(on)}=4.0\text{ m}\Omega$	IPA040N06N <sup>2)</sup> $R_{DS(on)}=4.0\text{ m}\Omega$	
		IRFS3306 $R_{DS(on)}=4.2\text{ m}\Omega$		IPI040N06N3 G $R_{DS(on)}=4.0\text{ m}\Omega$	IPP040N06N <sup>2)</sup> $R_{DS(on)}=4.0\text{ m}\Omega$	IPA040N06N M5S $R_{DS(on)}=4.0\text{ m}\Omega$	
					IRFB3306PBF $R_{DS(on)}=4.2\text{ m}\Omega$		IRFP3306PBF $R_{DS(on)}=4.2\text{ m}\Omega$
	4-10	IRFR7540TRPBF $R_{DS(on)}=4.8\text{ m}\Omega$	IRFS7540TRL7PP $R_{DS(on)}=5.1\text{ m}\Omega$			IRFB7540PBF $R_{DS(on)}=5.1\text{ m}\Omega$	IPA057N06N3 G $R_{DS(on)}=5.7\text{ m}\Omega$
IPD053N06N <sup>2)</sup> $R_{DS(on)}=5.3\text{ m}\Omega$		IPB054N06N3 G $R_{DS(on)}=5.4\text{ m}\Omega$			IPP057N06N3 G <sup>2)</sup> $R_{DS(on)}=5.7\text{ m}\Omega$		
		IPB057N06N <sup>2)</sup> $R_{DS(on)}=5.7\text{ m}\Omega$			IRFB7545PBF $R_{DS(on)}=5.9\text{ m}\Omega$		
IRFR7546TRPBF $R_{DS(on)}=7.9\text{ m}\Omega$		IRF1018ES $R_{DS(on)}=8.4\text{ m}\Omega$			IPP060N06N <sup>2)</sup> $R_{DS(on)}=6.0\text{ m}\Omega$	IPA060N06N <sup>2)</sup> $R_{DS(on)}=6.0\text{ m}\Omega$	
IRFR1018E $R_{DS(on)}=8.4\text{ m}\Omega$					IRFB7546PBF $R_{DS(on)}=7.3\text{ m}\Omega$		
					IRF1018EPBF $R_{DS(on)}=8.4\text{ m}\Omega$	IPA060N06NM5S $R_{DS(on)}=6.0\text{ m}\Omega$	
IPD088N06N3 G $R_{DS(on)}=8.8\text{ m}\Omega$					IRF60B217 $R_{DS(on)}=9.0\text{ m}\Omega$	IPA093N06N3 G $R_{DS(on)}=9.3\text{ m}\Omega$	
IRF60R217 $R_{DS(on)}=9.9\text{ m}\Omega$	IPB090N06N3 G $R_{DS(on)}=9.0\text{ m}\Omega$			IPP093N06N3 G $R_{DS(on)}=9.3\text{ m}\Omega$			
>10	IRFR3806 $R_{DS(on)}=15.8\text{ m}\Omega$	IRFS3806 $R_{DS(on)}=15.8\text{ m}\Omega$			IRFB3806PBF $R_{DS(on)}=15.8\text{ m}\Omega$		



### OptiMOS™ and StrongIRFET™ 60 V normal level

$R_{DS(on), max.}$ @ $V_{GS}=10\text{ V}$ [mΩ]	DirectFET™	PQFN 3.3 x 3.3	SO-8	SuperSO8	TO-Leadless
<1					IPT007N06N <sup>2)</sup> $R_{DS(on)}=0.7\text{ m}\Omega$ IPT012N06N <sup>2)</sup> $R_{DS(on)}=1.2\text{ m}\Omega$
1-2	IRF7749L1TRPBF $R_{DS(on)}=1.5\text{ m}\Omega$			BSC012N06NS $R_{DS(on)}=1.2\text{ m}\Omega$ BSC014N06NS <sup>2)</sup> $R_{DS(on)}=1.4\text{ m}\Omega$ BSC014N06NST <sup>2)</sup> $R_{DS(on)}=1.45\text{ m}\Omega$ BSC016N06NST <sup>2)</sup> $R_{DS(on)}=1.6\text{ m}\Omega$ BSC016N06NS <sup>2)</sup> $R_{DS(on)}=1.6\text{ m}\Omega$ BSC019N06NS <sup>2)</sup> $R_{DS(on)}=1.9\text{ m}\Omega$	
				BSC028N06NS <sup>2)</sup> $R_{DS(on)}=2.8\text{ m}\Omega$ BSC028N06NST <sup>2)</sup> $R_{DS(on)}=2.8\text{ m}\Omega$	
				BSC031N06NS3 G $R_{DS(on)}=3.1\text{ m}\Omega$ IRFH7085TRPBF $R_{DS(on)}=3.2\text{ m}\Omega$ BSC034N06NS <sup>2)</sup> $R_{DS(on)}=3.4\text{ m}\Omega$	
				BSC039N06NS <sup>2)</sup> $R_{DS(on)}=3.9\text{ m}\Omega$ IRFH5006TRPBF $R_{DS(on)}=4.1\text{ m}\Omega$	
				IRLH5036TRPBF $R_{DS(on)}=4.4\text{ m}\Omega$ IRFH7545TRPBF $R_{DS(on)}=5.2\text{ m}\Omega$ BSC066N06NS <sup>2)</sup> $R_{DS(on)}=6.6\text{ m}\Omega$	
2-4	IRF7748L1TRPBF $R_{DS(on)}=2.2\text{ m}\Omega$	BSZ039N06NS $R_{DS(on)}=3.9\text{ m}\Omega$		BSC076N06NS3 G $R_{DS(on)}=7.6\text{ m}\Omega$ BSC097N06NS <sup>2)</sup> $R_{DS(on)}=9.7\text{ m}\Omega$ BSC097N06NST <sup>2)</sup> $R_{DS(on)}=9.7\text{ m}\Omega$	
	BSB028N06NN3 G $R_{DS(on)}=2.8\text{ m}\Omega$ IRF60DM206 $R_{DS(on)}=2.9\text{ m}\Omega$			BSC110N06NS3 G $R_{DS(on)}=11.0\text{ m}\Omega$ IRFH5406TRPBF $R_{DS(on)}=14.4\text{ m}\Omega$ BSC155N06ND $R_{DS(on)}=15.5\text{ m}\Omega, \text{ dual}$	
	IRF7580MTRPBF $R_{DS(on)}=3.6\text{ m}\Omega$				
4-10	IRF6648 $R_{DS(on)}=7.0\text{ m}\Omega$ IRF6674 $R_{DS(on)}=11.0\text{ m}\Omega$	BSZ042N06NS <sup>2)</sup> $R_{DS(on)}=4.2\text{ m}\Omega$	IRF7855TRPBF $R_{DS(on)}=9.4\text{ m}\Omega$		
		BSZ068N06NS <sup>2)</sup> $R_{DS(on)}=6.8\text{ m}\Omega$			
		BSZ100N06NS <sup>2)</sup> $R_{DS(on)}=10.0\text{ m}\Omega$	IRF7351TRPBF $R_{DS(on)}=17.8\text{ m}\Omega, \text{ dual}$		
		BSZ110N06NS3 G $R_{DS(on)}=11.0\text{ m}\Omega$			
>10					



### OptiMOS™ and StrongIRFET™ 60 V logic level

$R_{DS(on), max.}$ @ $V_{GS}=10\text{ V}$ [mΩ]	TO-252 (DPAK)	TO-263 (D <sup>2</sup> PAK)	TO-263 (D <sup>2</sup> PAK 7-pin)	TO-262 (I <sup>2</sup> PAK)	TO-220	PQFN 2 x 2	PQFN 3.3 x 3.3	SuperSO8
1-2			IRL60SC216 $R_{DS(on)}=1.5\text{ m}\Omega$					
		IPB019N06L3 G $R_{DS(on)}=1.9\text{ m}\Omega$	IPB016N06L3 G $R_{DS(on)}=1.6\text{ m}\Omega$					
2-4		IRL60S216 $R_{DS(on)}=1.95\text{ m}\Omega$	IRLS3036TRL7PP $R_{DS(on)}=1.9\text{ m}\Omega$	IRL60SL216 $R_{DS(on)}=1.95\text{ m}\Omega$	IRL60B216 $R_{DS(on)}=1.9\text{ m}\Omega$		BSZ037N06LS5 $R_{DS(on)}=3.7\text{ m}\Omega$	BSC027N06LS5 $R_{DS(on)}=2.7\text{ m}\Omega$ BSC028N06LS3 G $R_{DS(on)}=2.8\text{ m}\Omega$
	IPD031N06L3 G $R_{DS(on)}=3.1\text{ m}\Omega$	IPB034N06L3 G $R_{DS(on)}=3.4\text{ m}\Omega$			IPPO37N06L3 G $R_{DS(on)}=3.7\text{ m}\Omega$			
4-10	IPD048N06L3 G $R_{DS(on)}=4.8\text{ m}\Omega$				IPPO52N06L3 G $R_{DS(on)}=5.2\text{ m}\Omega$		BSZ040N06LS5 $R_{DS(on)}=4.0\text{ m}\Omega$	IRLH5036TRPBF $R_{DS(on)}=4.4\text{ m}\Omega$
	IRLR3636TRPBF $R_{DS(on)}=6.8\text{ m}\Omega$						BSZ065N06LS5 $R_{DS(on)}=6.5\text{ m}\Omega$	BSC065N06LS5 $R_{DS(on)}=6.5\text{ m}\Omega$
	IPD079N06L3 G $R_{DS(on)}=7.9\text{ m}\Omega$	IPB081N06L3 G $R_{DS(on)}=8.1\text{ m}\Omega$		IPI084N06L3 G $R_{DS(on)}=8.4\text{ m}\Omega$	IPPO84N06L3 G $R_{DS(on)}=8.4\text{ m}\Omega$		BSZ067N06LS3 G $R_{DS(on)}=6.7\text{ m}\Omega$	BSC067N06LS3 G $R_{DS(on)}=6.7\text{ m}\Omega$
							BSZ099N06LS5 $R_{DS(on)}=9.9\text{ m}\Omega$ BSZ100N06LS3 G $R_{DS(on)}=10.0\text{ m}\Omega$	BSC094N06LS5 $R_{DS(on)}=9.4\text{ m}\Omega$ BSC100N06LS3 G $R_{DS(on)}=10.0\text{ m}\Omega$ BSC112N06LD $R_{DS(on)}=11.2\text{ m}\Omega, \text{ dual}$
>10	IPD220N06L3 G $R_{DS(on)}=22.0\text{ m}\Omega$ IPD350N06L G $R_{DS(on)}=35.0\text{ m}\Omega$					IRL60HS118 $R_{DS(on)}=17.0\text{ m}\Omega$		

[www.infineon.com/powermosfet-12V-300V](http://www.infineon.com/powermosfet-12V-300V)

2) 6 V rated ( $R_{DS(on)}$  also specified @  $V_{GS} = 6\text{ V}$ )

For more details on the product, click on the part number.



### OptiMOS™ and StrongIRFET™ 75 V normal level

$R_{DS(on), max.}$ @ $V_{GS}=10\text{ V}$ [mΩ]	TO-252 (DPAK)	TO-263 (D <sup>2</sup> PAK)	TO-263 (D <sup>2</sup> PAK 7-pin)	TO-220	TO-247	DirectFET™	SuperSO8
1-2		IPB020NE7N3 G $R_{DS(on)}=2.0\text{ m}\Omega$	IRFS7730TRL7PP $R_{DS(on)}=2.0\text{ m}\Omega$		IRFP7718PBF $R_{DS(on)}=1.8\text{ m}\Omega$		
					IRFP4368PBF $R_{DS(on)}=1.85\text{ m}\Omega$		
2-4		IRFS7730TRL7PP $R_{DS(on)}=2.6\text{ m}\Omega$	IRFS3107TRL7PP $R_{DS(on)}=2.6\text{ m}\Omega$	IPP023NE7N3 G $R_{DS(on)}=2.3\text{ m}\Omega$	IRFP3077PBF $R_{DS(on)}=3.3\text{ m}\Omega$	IRF7759L2TRPBF $R_{DS(on)}=2.3\text{ m}\Omega$	
		IRFS3107TRL7PP $R_{DS(on)}=3.0\text{ m}\Omega$		IRFB7730PBF $R_{DS(on)}=2.6\text{ m}\Omega$			
		IPB031NE7N3 G $R_{DS(on)}=3.1\text{ m}\Omega$	IRFS7734TRL7PP $R_{DS(on)}=3.05\text{ m}\Omega$	IRFB3077PBF $R_{DS(on)}=3.3\text{ m}\Omega$			BSC036NE7NS3 G $R_{DS(on)}=3.6\text{ m}\Omega$
		IRFS7734TRL7PP $R_{DS(on)}=3.5\text{ m}\Omega$		IPP034NE7N3 G $R_{DS(on)}=3.4\text{ m}\Omega$			
4-10		IRFS3207ZTRL7PP $R_{DS(on)}=4.1\text{ m}\Omega$		IRFB7734PBF $R_{DS(on)}=3.5\text{ m}\Omega$			
		IPB049NE7N3 G $R_{DS(on)}=4.9\text{ m}\Omega$		IRFB3207ZPBF $R_{DS(on)}=4.5\text{ m}\Omega$			
		IRFS3307ZTRL7PP $R_{DS(on)}=5.8\text{ m}\Omega$		IPP052NE7N3 G $R_{DS(on)}=5.2\text{ m}\Omega$			BSC042NE7NS3 G $R_{DS(on)}=4.2\text{ m}\Omega$
		IRFS7762TRL7PP $R_{DS(on)}=6.7\text{ m}\Omega$		IRFB3307ZPBF $R_{DS(on)}=5.8\text{ m}\Omega$			
	IRFR7740TRPBF $R_{DS(on)}=7.2\text{ m}\Omega$			IPP062NE7N3 G $R_{DS(on)}=6.2\text{ m}\Omega$		IRF7780MTRPBF $R_{DS(on)}=5.7\text{ m}\Omega$	IRFH5007TRPBF $R_{DS(on)}=5.9\text{ m}\Omega$
		IRFS7787TRL7PP $R_{DS(on)}=8.4\text{ m}\Omega$		IRFB7740PBF $R_{DS(on)}=7.3\text{ m}\Omega$			
	IRFS3607PBF $R_{DS(on)}=9.0\text{ m}\Omega$	IRFS3607TRL7PP $R_{DS(on)}=9.0\text{ m}\Omega$	IRFB7787PBF $R_{DS(on)}=8.4\text{ m}\Omega$	IRFB3607PBF $R_{DS(on)}=9.0\text{ m}\Omega$			IRFH7787TRPBF $R_{DS(on)}=8.0\text{ m}\Omega$
>10	IRFR7746TRPBF $R_{DS(on)}=11.2\text{ m}\Omega$			IRFB7746PBF $R_{DS(on)}=10.6\text{ m}\Omega$		BSF450NE7NH3 <sup>1)</sup> $R_{DS(on)}=45.0\text{ m}\Omega$	



### OptiMOS™ and StrongIRFET™ 80 V normal level – logic level

$R_{DS(on), max.}$ @ $V_{GS}=10\text{ V}$ [mΩ]	TO-252 (DPAK)	TO-263 (D <sup>2</sup> PAK)	TO-263 (D <sup>2</sup> PAK 7-pin)	TO-262 (I <sup>2</sup> PAK)	TO-220	TO-220 FullIPAK	DirectFET™	PQFN 2 x 2	PQFN 3.3 x 3.3	SuperSO8	TO-Leadless
1-2		IPB017N08N5 $R_{DS(on)}=1.7\text{ m}\Omega$	IPB015N08N5 $R_{DS(on)}=1.5\text{ m}\Omega$								IPT012N08N5 $R_{DS(on)}=1.2\text{ m}\Omega$
		IPB020N08N5 $R_{DS(on)}=2.0\text{ m}\Omega$	IPB019N08N3 G $R_{DS(on)}=1.9\text{ m}\Omega$		IPP020N08N5 $R_{DS(on)}=2.0\text{ m}\Omega$					BSC021N08NS5 $R_{DS(on)}=2.1\text{ m}\Omega$	IPT019N08N5 $R_{DS(on)}=1.9\text{ m}\Omega$
			IPB019N08N5 $R_{DS(on)}=1.95\text{ m}\Omega$								
2-4		IPB024N08N5 $R_{DS(on)}=2.4\text{ m}\Omega$			IPP023N08N5 $R_{DS(on)}=2.3\text{ m}\Omega$					BSC025N08LS5 $R_{DS(on)}=2.5\text{ m}\Omega$	
		IPB025N08N3 G $R_{DS(on)}=2.5\text{ m}\Omega$	IPB030N08N3 G $R_{DS(on)}=3.0\text{ m}\Omega$		IPP027N08N5 $R_{DS(on)}=2.7\text{ m}\Omega$					BSC026N08NS5 $R_{DS(on)}=2.6\text{ m}\Omega$	
					IPP028N08N3 G $R_{DS(on)}=2.8\text{ m}\Omega$	IPA028N08N3 G $R_{DS(on)}=2.8\text{ m}\Omega$				BSC030N08NS5 $R_{DS(on)}=3.0\text{ m}\Omega$	IPT029N08N5 $R_{DS(on)}=2.9\text{ m}\Omega$
		IPB031N08N5 $R_{DS(on)}=3.1\text{ m}\Omega$			IPP034N08N5 $R_{DS(on)}=3.4\text{ m}\Omega$					BSC037N08NS5 $R_{DS(on)}=3.7\text{ m}\Omega$	
										BSC037N08NS5T $R_{DS(on)}=3.7\text{ m}\Omega$	
4-10		IPB035N08N3 G $R_{DS(on)}=3.5\text{ m}\Omega$		IPB037N08N3 G $R_{DS(on)}=3.7\text{ m}\Omega$	IPP037N08N3 G $R_{DS(on)}=3.7\text{ m}\Omega$	IPA037N08N3 G $R_{DS(on)}=3.7\text{ m}\Omega$				BSC040N08NS5 $R_{DS(on)}=4.0\text{ m}\Omega$	
	IPD046N08N5 $R_{DS(on)}=4.6\text{ m}\Omega$	IPB049N08N5 $R_{DS(on)}=4.9\text{ m}\Omega$			IPP052N08N5 $R_{DS(on)}=5.2\text{ m}\Omega$	IPA040N08NM5S $R_{DS(on)}=4.0\text{ m}\Omega$	BSB044N08NN3 G $R_{DS(on)}=4.4\text{ m}\Omega$			BSC047N08NS3 G $R_{DS(on)}=4.7\text{ m}\Omega$	
	IPD053N08N3 G $R_{DS(on)}=5.3\text{ m}\Omega$	IPB054N08N3 G $R_{DS(on)}=5.4\text{ m}\Omega$			IPP057N08N3 G $R_{DS(on)}=5.7\text{ m}\Omega$	IPA052N08NM5S $R_{DS(on)}=5.2\text{ m}\Omega$				BSC052N08NS5 $R_{DS(on)}=5.2\text{ m}\Omega$	
		IPB067N08N3 G $R_{DS(on)}=6.7\text{ m}\Omega$				IPA057N08N3 G $R_{DS(on)}=5.7\text{ m}\Omega$				BSZ070N08LS5 $R_{DS(on)}=7.0\text{ m}\Omega$	BSC057N08NS3 G $R_{DS(on)}=5.7\text{ m}\Omega$
	IPD096N08N3 G $R_{DS(on)}=9.6\text{ m}\Omega$				IPP100N08N3 G $R_{DS(on)}=9.7\text{ m}\Omega$			IRF6646TRPBF $R_{DS(on)}=9.5\text{ m}\Omega$		BSZ075N08NS5 $R_{DS(on)}=7.5\text{ m}\Omega$	BSC061N08NS5 $R_{DS(on)}=6.1\text{ m}\Omega$
>10							IRF7854TRPBF $R_{DS(on)}=9.5\text{ m}\Omega$			BSZ084N08NS5 $R_{DS(on)}=8.4\text{ m}\Omega$	BSC072N08NS5 $R_{DS(on)}=7.2\text{ m}\Omega$
							BSB104N08NP3 G $R_{DS(on)}=10.4\text{ m}\Omega$	IRL80HS120 $R_{DS(on)}=32.0\text{ m}\Omega$	BSZ110N08NS5 $R_{DS(on)}=11.0\text{ m}\Omega$	BSC117N08NS5 $R_{DS(on)}=11.7\text{ m}\Omega$	
	IPD135N08N3 G $R_{DS(on)}=13.5\text{ m}\Omega$								BSZ123N08NS5 G $R_{DS(on)}=12.3\text{ m}\Omega$	BSC123N08NS3 G $R_{DS(on)}=12.3\text{ m}\Omega$	
									BSZ340N08NS3 G $R_{DS(on)}=34.0\text{ m}\Omega$	BSC340N08NS3 G $R_{DS(on)}=34.0\text{ m}\Omega$	

OptiMOS™ and StrongIRFET™ 100 V normal level



$R_{DS(on), max}$ @ $V_{GS}=10\text{ V}$ [mΩ]	TO-252 (DPAK)	TO-263 (D <sup>2</sup> PAK)	TO-263 (D <sup>2</sup> PAK 7-pin)	TO-262 (I <sup>2</sup> PAK)	TO-220	TO-220 FullPAK	TO-247
1-2		IPB020N10N5 $R_{DS(on)}=2.0\text{ m}\Omega$	IPB017N10N5 $R_{DS(on)}=1.7\text{ m}\Omega$				IRF100P218 $R_{DS(on)}=1.1\text{ m}\Omega$
		IPB020N10N5LF $R_{DS(on)}=2.0\text{ m}\Omega$	IPB017N10N5LF $R_{DS(on)}=1.7\text{ m}\Omega$				IRF100P219 $R_{DS(on)}=2.1\text{ m}\Omega$
2-4		IPB027N10N3 G $R_{DS(on)}=2.7\text{ m}\Omega$	IPB024N10N5 $R_{DS(on)}=2.4\text{ m}\Omega$		IPP023N10N5 $R_{DS(on)}=2.3\text{ m}\Omega$		IRFP4468PBF $R_{DS(on)}=2.6\text{ m}\Omega$
		IPB027N10N5 $R_{DS(on)}=2.7\text{ m}\Omega$	IPB025N10N3 G $R_{DS(on)}=2.5\text{ m}\Omega$	IPI030N10N3 G $R_{DS(on)}=3.0\text{ m}\Omega$	IPP030N10N3 G $R_{DS(on)}=3.0\text{ m}\Omega$	IPA030N10N3 G $R_{DS(on)}=3.0\text{ m}\Omega$	
		IPB033N10N5LF $R_{DS(on)}=3.3\text{ m}\Omega$	IPB032N10N5 $R_{DS(on)}=3.2\text{ m}\Omega$		IPP030N10N5 $R_{DS(on)}=3.0\text{ m}\Omega$		
			IPB039N10N3 G $R_{DS(on)}=3.9\text{ m}\Omega$		IPP039N10N5 $R_{DS(on)}=3.9\text{ m}\Omega$		
4-10	IPD050N10N5 $R_{DS(on)}=5.0\text{ m}\Omega$	IPB042N10N3 G $R_{DS(on)}=4.2\text{ m}\Omega$	IRFS4010TRL7PP $R_{DS(on)}=4.0\text{ m}\Omega$	IPI045N10N3 G $R_{DS(on)}=4.5\text{ m}\Omega$	IRF100B201 $R_{DS(on)}=4.2\text{ m}\Omega$	IPA045N10N3 G $R_{DS(on)}=4.5\text{ m}\Omega$	IRFP4110PBF $R_{DS(on)}=4.5\text{ m}\Omega$
	IPD068N10N3 G $R_{DS(on)}=6.8\text{ m}\Omega$	IRF100S201 $R_{DS(on)}=4.2\text{ m}\Omega$			IRFB4110PBF $R_{DS(on)}=4.5\text{ m}\Omega$	IPA050N10NM5S $R_{DS(on)}=5.0\text{ m}\Omega$	IRFP4310ZPBF $R_{DS(on)}=6.0\text{ m}\Omega$
		IRFS4010TRLPBF $R_{DS(on)}=4.7\text{ m}\Omega$			IPP045N10N3 G $R_{DS(on)}=4.5\text{ m}\Omega$		
		IPB065N10N3 G $R_{DS(on)}=6.5\text{ m}\Omega$			IRFB4310ZPBF $R_{DS(on)}=6.0\text{ m}\Omega$		
		IRFS4310ZTRLPBF $R_{DS(on)}=7.0\text{ m}\Omega$		IPI072N10N3 G $R_{DS(on)}=7.2\text{ m}\Omega$	IPP072N10N3 G $R_{DS(on)}=7.2\text{ m}\Omega$	IPA083N10N5 $R_{DS(on)}=8.3\text{ m}\Omega$	
	IPD082N10N3 G $R_{DS(on)}=8.2\text{ m}\Omega$				IPP083N10N5 $R_{DS(on)}=8.3\text{ m}\Omega$	IPA083N10NM5S $R_{DS(on)}=8.3\text{ m}\Omega$	
		IPB083N10N3 G $R_{DS(on)}=8.3\text{ m}\Omega$		IPI086N10N3 G $R_{DS(on)}=8.6\text{ m}\Omega$	IPP086N10N3 G $R_{DS(on)}=8.6\text{ m}\Omega$	IPA086N10N3 G $R_{DS(on)}=8.6\text{ m}\Omega$	
					IRF100B202 $R_{DS(on)}=8.6\text{ m}\Omega$		
		IRFS4410ZTRLPBF $R_{DS(on)}=9.0\text{ m}\Omega$			IRFS4410ZTRLPBF $R_{DS(on)}=9.0\text{ m}\Omega$		
					IRFB4410ZPBF $R_{DS(on)}=9.0\text{ m}\Omega$		
10-25	IPD122N10N3 G $R_{DS(on)}=12.2\text{ m}\Omega$						
	IPD12CN10N G $R_{DS(on)}=12.4\text{ m}\Omega$	IPB123N10N3 G $R_{DS(on)}=12.3\text{ m}\Omega$					
	IRFR4510TRPBF $R_{DS(on)}=13.9\text{ m}\Omega$	IRFS4510TRLPBF $R_{DS(on)}=13.9\text{ m}\Omega$			IRFB4510PBF $R_{DS(on)}=13.5\text{ m}\Omega$	IPA126N10NM3S $R_{DS(on)}=12.6\text{ m}\Omega$	
				IPI180N10N3 G $R_{DS(on)}=18.0\text{ m}\Omega$			
	IPD25CN10N G $R_{DS(on)}=25.0\text{ m}\Omega$						
>25	IPD33CN10N G $R_{DS(on)}=33.0\text{ m}\Omega$					IRFI4212H-117P $R_{DS(on)}=72.5\text{ m}\Omega$ , HB <sup>1)</sup>	
	IPD78CN10N G $R_{DS(on)}=78.0\text{ m}\Omega$						



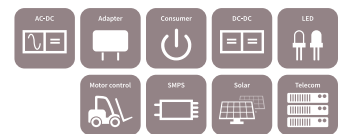
### OptiMOS™ and StrongIRFET™ 100 V normal level

$R_{DS(on), max.}$ @ $V_{GS}=10\text{ V}$ [mΩ]	DirectFET™	PQFN 3.3 x 3.3	SuperSO8	SuperSO8 dual cool	SO-8	TO-Leadless
1-2			BSC027N10NS5 $R_{DS(on)} = 2.7\text{ m}\Omega$			IPT015N10N5 $R_{DS(on)} = 1.5\text{ m}\Omega$ IPT020N10N3 $R_{DS(on)} = 2.0\text{ m}\Omega$ IPT020N10N5 $R_{DS(on)} = 2.0\text{ m}\Omega$
	IRF7769L1TRPBF $R_{DS(on)} = 3.5\text{ m}\Omega$		BSC035N10NS5 $R_{DS(on)} = 3.5\text{ m}\Omega$ BSC040N10NS5 $R_{DS(on)} = 4.0\text{ m}\Omega$	BSC040N10NS5SC $R_{DS(on)} = 4.0\text{ m}\Omega$		IPT026N10N5 $R_{DS(on)} = 2.6\text{ m}\Omega$
4-10	BSB056N10NN3 G $R_{DS(on)} = 5.6\text{ m}\Omega$		BSC050N10N5* $R_{DS(on)} = 5.0\text{ m}\Omega$ BSC060N10NS3 G $R_{DS(on)} = 6.0\text{ m}\Omega$			
			BSC070N10NS3 G $R_{DS(on)} = 7.0\text{ m}\Omega$ BSC070N10NS5 $R_{DS(on)} = 7.0\text{ m}\Omega$	BSC070N10NS5SC $R_{DS(on)} = 7.0\text{ m}\Omega$		
		BSZ097N10NS5 $R_{DS(on)} = 9.7\text{ m}\Omega$	IRFH5010TRPBF $R_{DS(on)} = 9.0\text{ m}\Omega$ BSC098N10NS5 $R_{DS(on)} = 9.8\text{ m}\Omega$			
			BSC100N10NSF G $R_{DS(on)} = 10.0\text{ m}\Omega$ BSC109N10NS3 G $R_{DS(on)} = 10.9\text{ m}\Omega$ BSC118N10NS G $R_{DS(on)} = 11.8\text{ m}\Omega$ IRFH5110TRPBF $R_{DS(on)} = 12.4\text{ m}\Omega$			
10-25	IRF6644TRPBF $R_{DS(on)} = 13.0\text{ m}\Omega$		IRFH7110TRPBF $R_{DS(on)} = 13.5\text{ m}\Omega$ IRFH5210TRPBF $R_{DS(on)} = 14.9\text{ m}\Omega$			
	BSF134N10NJ3 G <sup>1)</sup> $R_{DS(on)} = 13.4\text{ m}\Omega$		BSZ160N10NS3 G $R_{DS(on)} = 16.0\text{ m}\Omega$ BSC160N10NS3 G $R_{DS(on)} = 16.0\text{ m}\Omega$			
			BSC196N10NS G $R_{DS(on)} = 19.6\text{ m}\Omega$		IRF7853TRPBF $R_{DS(on)} = 18.0\text{ m}\Omega$	
		BSZ440N10NS3 G $R_{DS(on)} = 44.0\text{ m}\Omega$	BSC252N10NSF G $R_{DS(on)} = 25.2\text{ m}\Omega$ BSC440N10NS3 G $R_{DS(on)} = 44.0\text{ m}\Omega$			
			BSC750N10ND G $R_{DS(on)} = 75.0\text{ m}\Omega$ ; dual			
>25	IRF6645TRPBF $R_{DS(on)} = 35.0\text{ m}\Omega$ IRF7665S2TRPBF $R_{DS(on)} = 62.0\text{ m}\Omega$					
2 x 75	IRF6665TRPBF $R_{DS(on)} = 63.0\text{ m}\Omega$					
2 x 195		IRFHM792TRPBF $R_{DS(on)} = 195.0\text{ m}\Omega$ , dual				

### OptiMOS™ and StrongIRFET™ 100 V logic level



$R_{DS(on), max.}$ @ $V_{GS}=10\text{ V}$ [mΩ]	TO-252 (DPAK)	TO-263 (D <sup>2</sup> PAK)	TO-263 (D <sup>2</sup> PAK 7-pin)	TO-220	PQFN 2 x 2	PQFN 3.3 x 3.3	SuperSO8
2-4			IRLS4030TRL7PP $R_{DS(on)} = 3.9\text{ m}\Omega$				BSC034N10LS5 $R_{DS(on)} = 3.4\text{ m}\Omega$
4-10		IRLS4030TRL7PP $R_{DS(on)} = 4.3\text{ m}\Omega$		IRLB4030PBF $R_{DS(on)} = 4.3\text{ m}\Omega$		BSZ096N10LS5 $R_{DS(on)} = 9.6\text{ m}\Omega$	BSC070N10LS5 $R_{DS(on)} = 7.0\text{ m}\Omega$ IRLH5030TRPBF $R_{DS(on)} = 9.0\text{ m}\Omega$ BSC096N10LS5 $R_{DS(on)} = 9.6\text{ m}\Omega$
				IPP12CN10L G $R_{DS(on)} = 12.0\text{ m}\Omega$		BSZ146N10LS5 $R_{DS(on)} = 14.6\text{ m}\Omega$ BSZ150N10LS3 G $R_{DS(on)} = 15.0\text{ m}\Omega$	BSC123N10LS G $R_{DS(on)} = 12.3\text{ m}\Omega$ BSC146N10LS5 $R_{DS(on)} = 14.6\text{ m}\Omega$
10-25	IRLR3110ZTRPBF $R_{DS(on)} = 14.0\text{ m}\Omega$						BSC265N10LSF G $R_{DS(on)} = 26.5\text{ m}\Omega$
>25					IRL100HS121 $R_{DS(on)} = 42.0\text{ m}\Omega$		



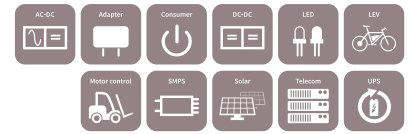
### OptiMOS™ and StrongIRFET™ 120 V normal level / logic level

$R_{DS(on), max.}$ @ $V_{GS}=10\text{ V}$ [mΩ]	TO-252 (DPAK)	TO-263 (D <sup>2</sup> PAK)	TO-263 (D <sup>2</sup> PAK 7-pin)	TO-262 (I <sup>2</sup> PAK)	TO-220	PQFN 3.3 x 3.3	SuperSO8
2-4		IPB038N12N3 G $R_{DS(on)}=3.8\text{ m}\Omega$	IPB036N12N3 G $R_{DS(on)}=3.6\text{ m}\Omega$				
4-10				IPI041N12N3 G $R_{DS(on)}=4.1\text{ m}\Omega$	IPP041N12N3 G $R_{DS(on)}=4.1\text{ m}\Omega$		BSC077N12NS3 G $R_{DS(on)}=7.7\text{ m}\Omega$
					IPP048N12N3 G $R_{DS(on)}=4.8\text{ m}\Omega$		BSC080N12LS* $R_{DS(on)}=8.0\text{ m}\Omega$
10-25				IPI076N12N3 G $R_{DS(on)}=7.6\text{ m}\Omega$	IPP076N12N3 G $R_{DS(on)}=7.6\text{ m}\Omega$		BSC120N12LS* $R_{DS(on)}=12.0\text{ m}\Omega$
	IPD110N12N3 G $R_{DS(on)}=11.0\text{ m}\Omega$	IPB144N12N3 G $R_{DS(on)}=14.4\text{ m}\Omega$		IPI147N12N3 G $R_{DS(on)}=14.7\text{ m}\Omega$	IPP114N12N3 G $R_{DS(on)}=11.4\text{ m}\Omega$ IPP147N12N3 G $R_{DS(on)}=14.7\text{ m}\Omega$	BSZ240N12NS3 G $R_{DS(on)}=24.0\text{ m}\Omega$	BSC190N12NS3 G $R_{DS(on)}=19.0\text{ m}\Omega$

[www.infineon.com/powermosfet-12V-300V](http://www.infineon.com/powermosfet-12V-300V)

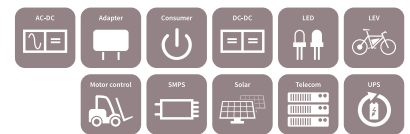
\* logic level devices

For more details on the product, click on the part number.



OptiMOS™ and StrongIRFET™ 135-150 V normal level

$R_{DS(on), max.}$ @ $V_{GS}=10\text{ V}$ [mΩ]	DirectFET™	PQFN 3.3 x 3.3	SuperSO8	TO-Leadless
4-10			BSC074N15NS5 <sup>3)</sup> $R_{DS(on)}=7.4\text{ m}\Omega$	IPT059N15N3 $R_{DS(on)}=5.9\text{ m}\Omega$
			BSC093N15NS5 $R_{DS(on)}=9.3\text{ m}\Omega$	
10-25	IRF7779L2TRPBF <sup>3)</sup> $R_{DS(on)}=11.0\text{ m}\Omega$		BSC110N15NS5 $R_{DS(on)}=11.0\text{ m}\Omega$	
	BSB165N15NZ3 G $R_{DS(on)}=16.5\text{ m}\Omega$		BSC160N15NS5 $R_{DS(on)}=16.0\text{ m}\Omega$	
	BSB280N15NZ3 G $R_{DS(on)}=28.0\text{ m}\Omega$	BSZ300N15NS5 $R_{DS(on)}=30.0\text{ m}\Omega$	BSC190N15NS3 G $R_{DS(on)}=19.0\text{ m}\Omega$	
>25	IRF6643TRPBF $R_{DS(on)}=34.5\text{ m}\Omega$	BSZ520N15NS3 G $R_{DS(on)}=52.0\text{ m}\Omega$	BSC360N15NS3 G $R_{DS(on)}=36.0\text{ m}\Omega$	
	IRF6775MTRPBF $R_{DS(on)}=56.0\text{ m}\Omega$	BSZ900N15NS3 G $R_{DS(on)}=90.0\text{ m}\Omega$	BSC520N15NS3 G $R_{DS(on)}=52.0\text{ m}\Omega$	



OptiMOS™ and StrongIRFET™ 135-150 V normal level

$R_{DS(on), max.}$ @ $V_{GS}=10\text{ V}$ [mΩ]	TO-252 (DPAK)	TO-263 (D <sup>2</sup> PAK)	TO-263 (D <sup>2</sup> PAK 7-pin)	SuperSO8	TO-251 (IPAK)	TO-262 (I <sup>2</sup> PAK)	TO-220	TO-220 FullPAK	TO-247
4-10		IPB048N15N5 $R_{DS(on)}=4.8\text{ m}\Omega$	IPB044N15N5 $R_{DS(on)}=4.4\text{ m}\Omega$			IPI051N15N5 $R_{DS(on)}=5.1\text{ m}\Omega$	IPP051N15N5 <sup>2)</sup> $R_{DS(on)}=5.1\text{ m}\Omega$		IRF150P220 $R_{DS(on)}=2.5\text{ m}\Omega$
		IPB048N15N5LF $R_{DS(on)}=4.8\text{ m}\Omega$	IRF135SA204 <sup>5)</sup> $R_{DS(on)}=5.9\text{ m}\Omega$						IRF150P221 $R_{DS(on)}=4.8\text{ m}\Omega$
		IPB072N15N3 G $R_{DS(on)}=7.2\text{ m}\Omega$	IPB060N15N5 $R_{DS(on)}=6.0\text{ m}\Omega$	BSC074N15NS5 $R_{DS(on)}=7.4\text{ m}\Omega$		IPI075N15N3 G $R_{DS(on)}=7.5\text{ m}\Omega$	IPP075N15N3 G $R_{DS(on)}=7.5\text{ m}\Omega$		IRFP4568PBF $R_{DS(on)}=5.9\text{ m}\Omega$
		IPB073N15N5 $R_{DS(on)}=7.3\text{ m}\Omega$	IPB065N15N3 G $R_{DS(on)}=6.5\text{ m}\Omega$			IPI076N15N5 $R_{DS(on)}=7.6\text{ m}\Omega$	IPP076N15N5 $R_{DS(on)}=7.6\text{ m}\Omega$	IPA075N15N3 G $R_{DS(on)}=7.5\text{ m}\Omega$	
		IPB083N15N5LF $R_{DS(on)}=8.3\text{ m}\Omega$							
		IRF135S203 <sup>3)</sup> $R_{DS(on)}=8.4\text{ m}\Omega$					IRF135B203 <sup>5)</sup> $R_{DS(on)}=8.4\text{ m}\Omega$		
							IRFB4115PBF $R_{DS(on)}=11.0\text{ m}\Omega$		
10-25		IPB108N15N3 G $R_{DS(on)}=10.8\text{ m}\Omega$	IRFS4115TRL7PP $R_{DS(on)}=11.8\text{ m}\Omega$			IPI111N15N3 G $R_{DS(on)}=11.1\text{ m}\Omega$	IPP111N15N3 G $R_{DS(on)}=11.1\text{ m}\Omega$	IPA105N15N3 G $R_{DS(on)}=10.5\text{ m}\Omega$	
		IRFS4321 $R_{DS(on)}=15.0\text{ m}\Omega$	IRFS4321TRL7PP $R_{DS(on)}=14.7\text{ m}\Omega$				IRFB4321PBF $R_{DS(on)}=15.0\text{ m}\Omega$		IRFP4321PBF $R_{DS(on)}=15.5\text{ m}\Omega$
		IRFS4115TRLPBF $R_{DS(on)}=12.1\text{ m}\Omega$					IRFB4228PBF $R_{DS(on)}=15.0\text{ m}\Omega$		
	IPD200N15N3 G $R_{DS(on)}=20.0\text{ m}\Omega$	IPB200N15N3 G $R_{DS(on)}=20.0\text{ m}\Omega$					IPP200N15N3 G <sup>2)</sup> $R_{DS(on)}=20.0\text{ m}\Omega$		
>25		IRFS4615PBF $R_{DS(on)}=42.0\text{ m}\Omega$		IRFH5015TRPBF $R_{DS(on)}=31.0\text{ m}\Omega$			IRFB4615PBF $R_{DS(on)}=39.0\text{ m}\Omega$		
	IRFR4615 $R_{DS(on)}=42.0\text{ m}\Omega$	IRFS5615PBF $R_{DS(on)}=42.0\text{ m}\Omega$			IRFU4615PBF $R_{DS(on)}=42.0\text{ m}\Omega$		IRFB5615PBF $R_{DS(on)}=39.0\text{ m}\Omega$		
	IPD530N15N3 G $R_{DS(on)}=53.0\text{ m}\Omega$	IPB530N15N3 G $R_{DS(on)}=53.0\text{ m}\Omega$		IRFH5215TRPBF $R_{DS(on)}=58.0\text{ m}\Omega$		IPI530N15N3 G <sup>2)</sup> $R_{DS(on)}=53.0\text{ m}\Omega$	IPP530N15N3 G <sup>2)</sup> $R_{DS(on)}=53.0\text{ m}\Omega$		
							IRFB4019PBF $R_{DS(on)}=95.0\text{ m}\Omega$		

www.infineon.com/powermosfet-12V-300V

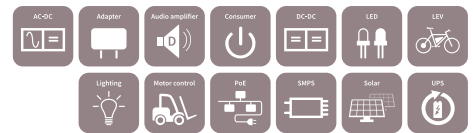
2) 8 V rated ( $R_{DS(on)}$  also specified @  $V_{GS} = 8\text{ V}$ )  
 3) Coming soon  
 5) 135 V

For more details on the product, click on the part number.



OptiMOS™ and StrongIRFET™ 200 V normal level

$R_{DS(on), max.}$ @ $V_{GS}=10\text{ V}$ [mΩ]	TO-252 (DPAK)	TO-263 (D <sup>2</sup> PAK)	TO-262 (I <sup>2</sup> PAK)	TO-220	TO-220 FullPAK	TO-247
4-10						IRF200P222 $R_{DS(on)}=6.6\text{ m}\Omega$
						IRFP468PBF $R_{DS(on)}=9.7\text{ m}\Omega$
10-25		IPB107N20N3 G $R_{DS(on)}=10.7\text{ m}\Omega$	IPI110N20N3 G $R_{DS(on)}=11.0\text{ m}\Omega$	IPP110N20N3 G $R_{DS(on)}=11.0\text{ m}\Omega$		IRF200P223 $R_{DS(on)}=11.5\text{ m}\Omega$
		IPB107N20NA <sup>4)</sup> $R_{DS(on)}=10.7\text{ m}\Omega$		IPP110N20NA $R_{DS(on)}=11.0\text{ m}\Omega$		
		IPB110N20N3LF $R_{DS(on)}=11.0\text{ m}\Omega$		IPP120N20NFD $R_{DS(on)}=12.0\text{ m}\Omega$		IRFP4127PBF $R_{DS(on)}=21.0\text{ m}\Omega$
		IPB117N20NFD $R_{DS(on)}=11.7\text{ m}\Omega$		IRFB4127PBF $R_{DS(on)}=20.0\text{ m}\Omega$		IRFP4227PBF $R_{DS(on)}=25.0\text{ m}\Omega$
		IPB156N22NFD <sup>2)</sup> $R_{DS(on)}=15.6\text{ m}\Omega$				
>25		IRFS4127TRL PBF $R_{DS(on)}=22.0\text{ m}\Omega$				
		IRFS4227TRL PBF $R_{DS(on)}=26.0\text{ m}\Omega$		IRFB4227PBF $R_{DS(on)}=26.0\text{ m}\Omega$	IPA320N20NM3S $R_{DS(on)}=32.0\text{ m}\Omega$	
	IPD320N20N3 G $R_{DS(on)}=32.0\text{ m}\Omega$	IPB320N20N3 G $R_{DS(on)}=32.0\text{ m}\Omega$	IPI320N20N3 G $R_{DS(on)}=32.0\text{ m}\Omega$	IPP320N20N3 G $R_{DS(on)}=32.0\text{ m}\Omega$	IRFI4020H-117P $R_{DS(on)}=100\text{ m}\Omega, \text{HB}$	
				IRFB4620PBF $R_{DS(on)}=72.5\text{ m}\Omega$		
	IRFR4620TRL PBF $R_{DS(on)}=78.0\text{ m}\Omega$	IRFS4620TRL PBF $R_{DS(on)}=78.0\text{ m}\Omega$		IRFB5620PBF $R_{DS(on)}=72.5\text{ m}\Omega$		
			IRFB4020PBF $R_{DS(on)}=100.0\text{ m}\Omega$			
			IRF200B211 $R_{DS(on)}=170.0\text{ m}\Omega$			



OptiMOS™ and StrongIRFET™ 200 V normal level

$R_{DS(on), max.}$ @ $V_{GS}=10\text{ V}$ [mΩ]	DirectFET™	PQFN 3.3 x 3.3	SuperSO8	SO-8	TO-Leadless
10-25			BSC220N20NSFD $R_{DS(on)}=22.0\text{ m}\Omega$		IPT111N20NFD $R_{DS(on)}=11.1\text{ m}\Omega$
>25			BSC320N20NS3 G $R_{DS(on)}=32.0\text{ m}\Omega$		
			BSC350N20NSFD $R_{DS(on)}=35.0\text{ m}\Omega$		
			BSC500N20NS3G $R_{DS(on)}=50.0\text{ m}\Omega$		
	IRF6641TRPBF $R_{DS(on)}=59.9\text{ m}\Omega$		IRFH5020 $R_{DS(on)}=55.0\text{ m}\Omega$		
		BSZ900N20NS3 G $R_{DS(on)}=90.0\text{ m}\Omega$	BSC900N20NS3 G $R_{DS(on)}=90.0\text{ m}\Omega$	IRF7820TRPBF $R_{DS(on)}=78.0\text{ m}\Omega$	
	IRF6785TRPBF $R_{DS(on)}=100.0\text{ m}\Omega$	BSZ12DN20NS3 G $R_{DS(on)}=125.0\text{ m}\Omega$	BSC12DN20NS3 G $R_{DS(on)}=125.0\text{ m}\Omega$		
	BSZ22DN20NS3 G $R_{DS(on)}=225.0\text{ m}\Omega$	BSC22DN20NS3 G $R_{DS(on)}=225.0\text{ m}\Omega$			





### OptiMOS™ and StrongIRFET™ 250 V normal level

$R_{DS(on), max.}$ @ $V_{GS}=10\text{ V}$ [mΩ]	TO-252 (DPAK)	TO-263 (D <sup>2</sup> PAK)	TO-262 (I <sup>2</sup> PAK)	TO-220	TO-220 FullPAK	TO-247	PQFN 3.3 x 3.3	SuperSO8	TO-Leadless
10-25		IPB200N25N3 G $R_{DS(on)}=20.0\text{ m}\Omega$	IPI200N25N3 G $R_{DS(on)}=20.0\text{ m}\Omega$	IPP200N25N3 G $R_{DS(on)}=20.0\text{ m}\Omega$		IRF250P224 $R_{DS(on)}=12.0\text{ m}\Omega$			
				IPP220N25NFD $R_{DS(on)}=22.0\text{ m}\Omega$		IRFP4768PBF $R_{DS(on)}=17.5\text{ m}\Omega$			IPT210N25NFD $R_{DS(on)}=21.0\text{ m}\Omega$
						IRF250P225 $R_{DS(on)}=22.0\text{ m}\Omega$			
>25		IRFS4229TRL PBF $R_{DS(on)}=48.0\text{ m}\Omega$		IRFB4332PBF $R_{DS(on)}=33.0\text{ m}\Omega$		IRFP4332PBF $R_{DS(on)}=33.0\text{ m}\Omega$		BSC430N25NSFD $R_{DS(on)}=43.0\text{ m}\Omega$	
	IPD600N25N3 G $R_{DS(on)}=60.0\text{ m}\Omega$	IPB600N25N3 G $R_{DS(on)}=60.0\text{ m}\Omega$	IPI600N25N3 G $R_{DS(on)}=60.0\text{ m}\Omega$	IRFB4229PBF $R_{DS(on)}=46.0\text{ m}\Omega$				BSC600N25NS3 G $R_{DS(on)}=60.0\text{ m}\Omega$	
				IPP600N25N3 G $R_{DS(on)}=60.0\text{ m}\Omega$	IPA600N25NM3S $R_{DS(on)}=60.0\text{ m}\Omega$	IRFP4229PBF $R_{DS(on)}=46.0\text{ m}\Omega$	BSZ16DN25NS3 G $R_{DS(on)}=165.0\text{ m}\Omega$	IRFH5025 $R_{DS(on)}=100.0\text{ m}\Omega$	
							BSZ42DN25NS3 G $R_{DS(on)}=425.0\text{ m}\Omega$	BSC16DN25NS3 G $R_{DS(on)}=165.0\text{ m}\Omega$	

### OptiMOS™ and StrongIRFET™ 300 V normal level



$R_{DS(on), max.}$ @ $V_{GS}=10\text{ V}$ [mΩ]	TO-263 (D <sup>2</sup> PAK)	TO-220	TO-247	SuperSO8
0-25			IRF300P226 $R_{DS(on)}=19.0\text{ m}\Omega$	
>25	IPB407N30N $R_{DS(on)}=40.7\text{ m}\Omega$	IPP410N30N $R_{DS(on)}=41.0\text{ m}\Omega$	IRFP4868PBF $R_{DS(on)}=32.0\text{ m}\Omega$	
		IRFB4137PBF $R_{DS(on)}=69.0\text{ m}\Omega$	IRF300P227 $R_{DS(on)}=40.0\text{ m}\Omega$	BSC13DN30NSFD $R_{DS(on)}=130.0\text{ m}\Omega$

[www.infineon.com/powermosfet-12V-300V](http://www.infineon.com/powermosfet-12V-300V)

For more details on the product, click on the part number.



## Power MOSFETs complementary




Voltage [V]		PQFN 3.3 x 3.3	SO-8
Complementary	-20/20	>50 mΩ	
		BSZ15DC02KD H <sup>*/**</sup> N: 55 mΩ, 5.1 A P: 150 mΩ, -3.2 A BSZ215C H <sup>*/**</sup> N: 55 mΩ, 5.1 A P: 150 mΩ, -3.2 A	
	-60/60	11-30 Ω	
			BSO612CV G <sup>*</sup> N: 0.12 Ω, 3.0 A P: 0.30 Ω, -2.0 A BSO615C G <sup>*</sup> N: 0.11 Ω, 3.1 A P: 0.30 Ω, -2.0 A

[www.infineon.com/complementary](http://www.infineon.com/complementary)

\*Products are qualified to Automotive AEC Q101

\*\*R<sub>DS(on)</sub> specified at 4.5 V

For more details on the product, click on the part number. 

Power P-channel MOSFETs



Voltage [V]	TO-252 (DPAK)	TO-263 (D <sup>2</sup> PAK)	TO-220	DirectFET™	PQFN 3.3 x 3.3	SuperSO8	SO-8	PQFN 2 x 2	
-20							BSO201SP H R <sub>DS(on)</sub> = 7.0 mΩ		
							BSO203SP H R <sub>DS(on)</sub> = 21.0 mΩ		
							BSO203P H R <sub>DS(on)</sub> = 21.0 mΩ		
								IRLHS2242TRPBF** R <sub>DS(on)</sub> = 31.0 mΩ	
							BSO207P H R <sub>DS(on)</sub> = 45.0 mΩ		
-30							BSO211P H R <sub>DS(on)</sub> = 67.0 mΩ		
						BSC030P03NS3 G R <sub>DS(on)</sub> = 3.0 mΩ	IRF9310 R <sub>DS(on)</sub> = 4.6 mΩ		
	IPD042P03L3 G R <sub>DS(on)</sub> = 4.2 mΩ					BSC060P03NS3E G R <sub>DS(on)</sub> = 6.0 mΩ; ESD	IRF9317 R <sub>DS(on)</sub> = 6.6 mΩ		
					BSZ086P03NS3 G R <sub>DS(on)</sub> = 8.6 mΩ		IRF9321 R <sub>DS(on)</sub> = 7.2 mΩ		
	SPD50P03L G** R <sub>DS(on)</sub> = 7.0 mΩ			IRF9395M R <sub>DS(on)</sub> = 7.0 mΩ; dual	BSZ086P03NS3E G R <sub>DS(on)</sub> = 8.6 mΩ		BSO080P03NS 3 G R <sub>DS(on)</sub> = 8.0 mΩ		
						BSC084P03NS3 G R <sub>DS(on)</sub> = 8.4 mΩ	BSO080P03NS3E G R <sub>DS(on)</sub> = 8.0 mΩ; ESD		
						BSC084P03NS3E G R <sub>DS(on)</sub> = 8.4 mΩ; ESD	BSO080P03S H R <sub>DS(on)</sub> = 8.0 mΩ		
					BSZ120P03NS3 G R <sub>DS(on)</sub> = 12.0 mΩ		BSO301SP H R <sub>DS(on)</sub> = 8.0 mΩ		
					BSZ120P03NS3E G R <sub>DS(on)</sub> = 12.0 mΩ; ESD		IRF9328 R <sub>DS(on)</sub> = 11.9 mΩ		
							IRF9388TRPBF R <sub>DS(on)</sub> = 11.9 mΩ		
							BSO130P03S H R <sub>DS(on)</sub> = 13.0 mΩ		
							IRF9358 R <sub>DS(on)</sub> = 16 mΩ; dual		
					IRFHM9331 <sup>1)</sup> R <sub>DS(on)</sub> = 15 mΩ		IRF9332 R <sub>DS(on)</sub> = 17.5 mΩ		
						BSZ180P03NS3 G R <sub>DS(on)</sub> = 18.0 mΩ		IRF9333 R <sub>DS(on)</sub> = 19.4 mΩ	
						BSZ180P03NS3E G R <sub>DS(on)</sub> = 18.0 mΩ; ESD		BSO200P03S H R <sub>DS(on)</sub> = 20.0 mΩ	
								BSO303SP H R <sub>DS(on)</sub> = 21.0 mΩ	IRFHS9301TRPBF R <sub>DS(on)</sub> = 37.0 mΩ
								BSO303P H R <sub>DS(on)</sub> = 21.0 mΩ; dual	
								IRF9362 R <sub>DS(on)</sub> = 21 mΩ; dual	IRFHS9351TRPBF R <sub>DS(on)</sub> = 170.0 mΩ; dual
								IRF9335 R <sub>DS(on)</sub> = 59 mΩ	
-60	IPD380P06NM R <sub>DS(on)</sub> = 38 mΩ	IPB110P06LM R <sub>DS(on)</sub> = 11 mΩ	SPP80P06P H* R <sub>DS(on)</sub> = 23.0 mΩ						
	IPD650P06NM R <sub>DS(on)</sub> = 65 mΩ	SPB80P06P G* R <sub>DS(on)</sub> = 23.0 mΩ							
	SPD30P06P G* R <sub>DS(on)</sub> = 75.0 mΩ								
	IPD900P06NM R <sub>DS(on)</sub> = 90 mΩ								
	SPD18P06P G* R <sub>DS(on)</sub> = 130.0 mΩ	SPB18P06P G* R <sub>DS(on)</sub> = 130.0 mΩ	SPP18P06P H* R <sub>DS(on)</sub> = 130.0 mΩ				BSO613SPV G* R <sub>DS(on)</sub> = 130.0 mΩ		
	SPD09P06PL G* R <sub>DS(on)</sub> = 250.0 mΩ								
	IPD25DP06LM R <sub>DS(on)</sub> = 250 mΩ								
	IPD25DP06NM R <sub>DS(on)</sub> = 250 mΩ								
	SPD08P06P G* R <sub>DS(on)</sub> = 300.0 mΩ		SPP08P06P H* R <sub>DS(on)</sub> = 300.0 mΩ						
	IPD40DP06NM R <sub>DS(on)</sub> = 400 mΩ								
-100	SPD15P10PL G* R <sub>DS(on)</sub> = 200.0 mΩ		SPP15P10PL H* R <sub>DS(on)</sub> = 200.0 mΩ						
	SPD15P10P G* R <sub>DS(on)</sub> = 240.0 mΩ		SPP15P10P H* R <sub>DS(on)</sub> = 240.0 mΩ						
	SPD04P10PL G* R <sub>DS(on)</sub> = 850.0 mΩ								
	SPD04P10P G* R <sub>DS(on)</sub> = 1000.0 mΩ								

www.infineon.com/pchannel

\* Products are qualified to Automotive AEC Q101  
\*\*R<sub>DS(on)</sub> specified at 4.5 V

1) 5-leg  
2) 2.5 V<sub>GS</sub> capable

For more details on the product, click on the part number.

Small signal/small power N-channel



Voltage [V]	SOT-223	TSOP-6	SOT-89	SC59	SOT-23	SOT-323	SOT-363
20				BSR802N 23 mΩ, 3.7 A, ULL	IRLML6244* <sup>1)</sup> 21 mΩ, 6.3 A, LL		
		BSL202SN 22 mΩ, 7.5 A, SLL		BSR202N 21 mΩ, 3.8 A, SLL	IRLML2502* <sup>1)</sup> 45 mΩ, 4.2 A, SLL		
		IRLMS2002* <sup>2)</sup> 30 mΩ, 6.5 A, SLL			IRLML6246* <sup>1)</sup> 46 mΩ, 4.1 A, LL		
					BSS205N 50 mΩ, 2.5 A, SLL		BSD214SN 140 mΩ, 1.5 A, SLL
					BSS806NE 57 mΩ, 2.3 A, ULL, ESD		
		BSL806N** 82 mΩ, 2.3 A, ULL			BSS806N 57 mΩ, 2.3 A, ULL	BSS214NW 140 mΩ, 1.5 A, SLL	BSD235N 350 mΩ, 0.95 A, SLL, dual
		IRLMS1902* <sup>2)</sup> 100 mΩ, 3.2 A, SLL			BSS214N 140 mΩ, 1.5 A, SLL	BSS816NW 160 mΩ, 1.4 A, ULL	BSD840N 400 mΩ, 0.88 A, ULL, dual
25					IRLML2402* <sup>1)</sup> 250 mΩ, 1.2 A, SLL		
					IRFML8244* 24 mΩ, 5.8 A, NL		
30		IRLTS6342* <sup>1)</sup> 17.5 mΩ, 8.3 A, LL			IRLML0030* 27 mΩ, 5.3 A, LL		BSD316SN 160 mΩ, 1.4A, LL
		IRFTS8342* 19 mΩ, 8.2 A, NL			IRLML6344* <sup>1)</sup> 29 mΩ, 5.0 A, LL		
					BSS306N 57 mΩ, 2.3 A, LL		
		IRLMS1503* 100 mΩ, 3.2 A, LL			IRLML2030* 100 mΩ, 1.4 A, LL		
55					BSS316N 160 mΩ, 1.4 A, LL		
					IRLML2803* 250 mΩ, 1.2 A, LL		
60	BSP318S 90 mΩ, 2.6 A, LL	BSL606SN 60 mΩ, 4.5 A, LL	BSS606N 60 mΩ, 3.2 A, LL		IRLML0040TRPBF* 56 mΩ, 3.6 A, LL	BSS340NW 400 mΩ, 0.88 A, LL	
	BSP320S 120 mΩ, 2.9 A, NL				BSS67052L 650 mΩ, 0.54 A, LL	BSS138W 3.5 Ω, 0.28 A, LL	2N7002DW 3 Ω, 0.3 A, LL, dual
	BSP295 300 mΩ, 1.8 A, LL				IRLML0060* 92 mΩ, 2.7 A, LL	SN7002W 5 Ω, 0.23 A, LL	
					IRLML2060* 480 mΩ, 1.2 A, LL	BSS138N 3.5 Ω, 0.23 A, LL	
					BSS138N 3.5 Ω, 0.23 A, LL	BSS7728N 5 Ω, 0.2 A, LL	
					SN7002N 5 Ω, 0.2 A, LL	SN7002N 5 Ω, 0.2 A, LL	
75	BSP716N 160 mΩ, 2.3 A, LL				2N7002* 3 Ω, 0.3 A, LL		
	BSP372N 230 mΩ, 1.8 A, LL				BSS159N 8 Ω, 0.13 A, depl.		
	BSP373N 240 mΩ, 1.8 A, NL						
	BSP296N 600 mΩ, 1.2 A, LL						
100					IRLML0100* 220 mΩ, 1.6 A, LL		
					BSS119N 6 Ω, 0.19 A, LL V <sub>GS(th)</sub> 1.8 V to 2.3 V		
150		IRF5802* 1.2 mΩ, 0.9 A, NL			BSS123N 6 Ω, 0.19 A, LL V <sub>GS(th)</sub> 0.8 V to 1.8 V		
		IRF5801* 2.2 mΩ, 0.6 A, NL			BSS169 12 Ω, 0.09 A, depl.		
200	BSP297 1.8 Ω, 0.66 A, LL						
	BSP149 3.5 Ω, 0.14 A, depl.						
240	BSP88 6 Ω, 0.35 A, 2.8 V rated		BSS87 6 Ω, 0.26 A, LL		BSS131 14 Ω, 0.1 A, LL		
	BSP89 6 Ω, 0.35 A, LL						
250	BSP129 6 Ω, 0.05 A, depl.						
					BSS139 30 Ω, 0.03 A, depl.		
400	BSP324 25 Ω, 0.17 A, LL						
500							
600	BSP125 45 Ω, 0.12 A, LL		BSS225 45 Ω, 0.09 A, LL		BSS127 500 Ω, 0.023 A, LL		
	BSP135 60 Ω, 0.02 A, depl.				BSS126 700 Ω, 0.007 A, depl.		
800							

www.infineon.com/smallsignal

All products are qualified to Automotive AEC Q101 (except the parts marked with\*)

1) R<sub>DS(on)</sub> specified at 4.5 V

\*\* For more information on the product, contact our product support

For more details on the product, click on the part number.



### Small signal/small power P-channel

Voltage [V]	SOT-223	TSOP-6	SOT-89	SC59	SOT-23	SOT-323	SOT-363	
-250	BSP317P 4 Ω, -0.43 A, LL		BSS192P 12 Ω, -0.19 A, LL	BSR92P 11 Ω, -0.14 A, LL				
	BSP92P 12 Ω, -0.26 A, LL							
-100	BSP321P 900 mΩ, -0.98 A, NL							
	BSP322P 800 mΩ, -1.0 A, LL							
	BSP316P 1.8 Ω, -0.68 A, LL			BSR316P 1.8 Ω, -0.36 A, LL				
-60	ISP650P06NM 65 mΩ, -3.7 A, NL				ISS17EP06LM 1.7 Ω, -0.3 A, LL			
	ISP12DP06NM 125 mΩ, -2.8 A, NL				BSS83P 2 Ω, -0.33 A, LL	BSS84PW 8 Ω, -0.15 A, LL		
	ISP13DP06NMS 125 mΩ, -2.8 A, NL				ISS55EP06LM 5.5 Ω, -0.18 A, NL			
	BSP613P 130 mΩ, 2.9 A, NL							
	ISP25DP06LM 250 mΩ, -1.9 A, LL				BSS84P 8 Ω, -0.17 A, LL			
	ISP25DP06NM 250 mΩ, -1.9 A, NL							
	ISP25DP06LMS 250 mΩ, -1.9 A, LL			BSR315P 800 mΩ, -0.62 A, LL				
	ISP26DP06NMS 260 mΩ, -1.9 A, NL							
	BSP171P 300 mΩ, -1.9 A, LL							
	BSP170P 300 mΩ, -1.9 A, NL							
	ISP75DP06LM 750 mΩ, -1.1 A, LL							
	BSP315P 800 mΩ, -1.17 A, LL							
	-40		IRF5803TRPBF* 112 mΩ, -3.4 A, LL					
			IRF59342TRPBF* 40 mΩ, -5.8 A, LL			IRLML9301TRPBF* 64 mΩ, -3.6 A, LL		BSD314SPE 140 mΩ, -1.5 A, LL, ESD
		BSL307SP 43 mΩ, -5.5 A, LL			BSS308PE 80 mΩ, -2.1 A, LL, ESD			
		BSL308PE 80 mΩ, -2.1 A, LL, dual, ESD			IRLML5203TRPBF* 98 mΩ, -3.0 A, LL			
-30					BSS314PE 140 mΩ, -1.5 A, LL, ESD			
					BSS315P 150 mΩ, -1.5 A, LL			
					IRLML9303TRPBF* 165 mΩ, -2.3 A, LL			
					IRLML5103TRPBF* 600 mΩ, -0.76 A, LL			
-20		IRLTS2242* <sup>1)</sup> 32 mΩ, -6.9 A, SLL						
		BSL207SP <sup>1)</sup> 41 mΩ, -6 A, SLL			IRLML2244* <sup>1)</sup> 54 mΩ, 4.3 A, LL			
		IRLMS6802* <sup>1)</sup> 50 mΩ, -5.6 A, SLL			IRLML6402* <sup>1)</sup> 65 mΩ, -3.7 A, SLL	BSS209PW <sup>1)</sup> 550 mΩ, -0.58 A, SLL	BSV236SP <sup>1)</sup> 175 mΩ, -1.5 A, SLL	
		BSL211SP <sup>1)</sup> 67 mΩ, -4.7 A, SLL			IRLML2246* <sup>1)</sup> 135 mΩ, 2.6 A, LL	BSS223PW <sup>1)</sup> 1.2 Ω, -0.39 A, SLL	BSD223P <sup>1)</sup> 1.2 Ω, -0.39 A, SLL, dual	
		IRLMS6702* <sup>1)</sup> 200 mΩ, -2.4 A, SLL			BSS215P <sup>1)</sup> 150 mΩ, -1.5 A, SLL			
					IRLML6302* <sup>1)</sup> 600 mΩ, -0.78 A, SLL			
-12				IRLML6401* <sup>1)</sup> 50 mΩ, -4.3 A, SLL				

### Small signal/small power complementary



Voltage [V]	TSOP-6	SOT-363
-20/20	BSL215C N: 140 mΩ, 1.5 A, SLL P: 150 mΩ, 1.5 A, SLL	BSD235C N: 350 mΩ, 0.95 A, SLL P: 1.2 Ω, 0.53 A, SLL
-30/30	BSL308C N: 57 mΩ, 2.3 A, LL P: 80 mΩ, -2.0 A, LL	
	BSL316C N: 160 mΩ, 1.4 A, LL P: 150 mΩ, -1.5 A, LL	

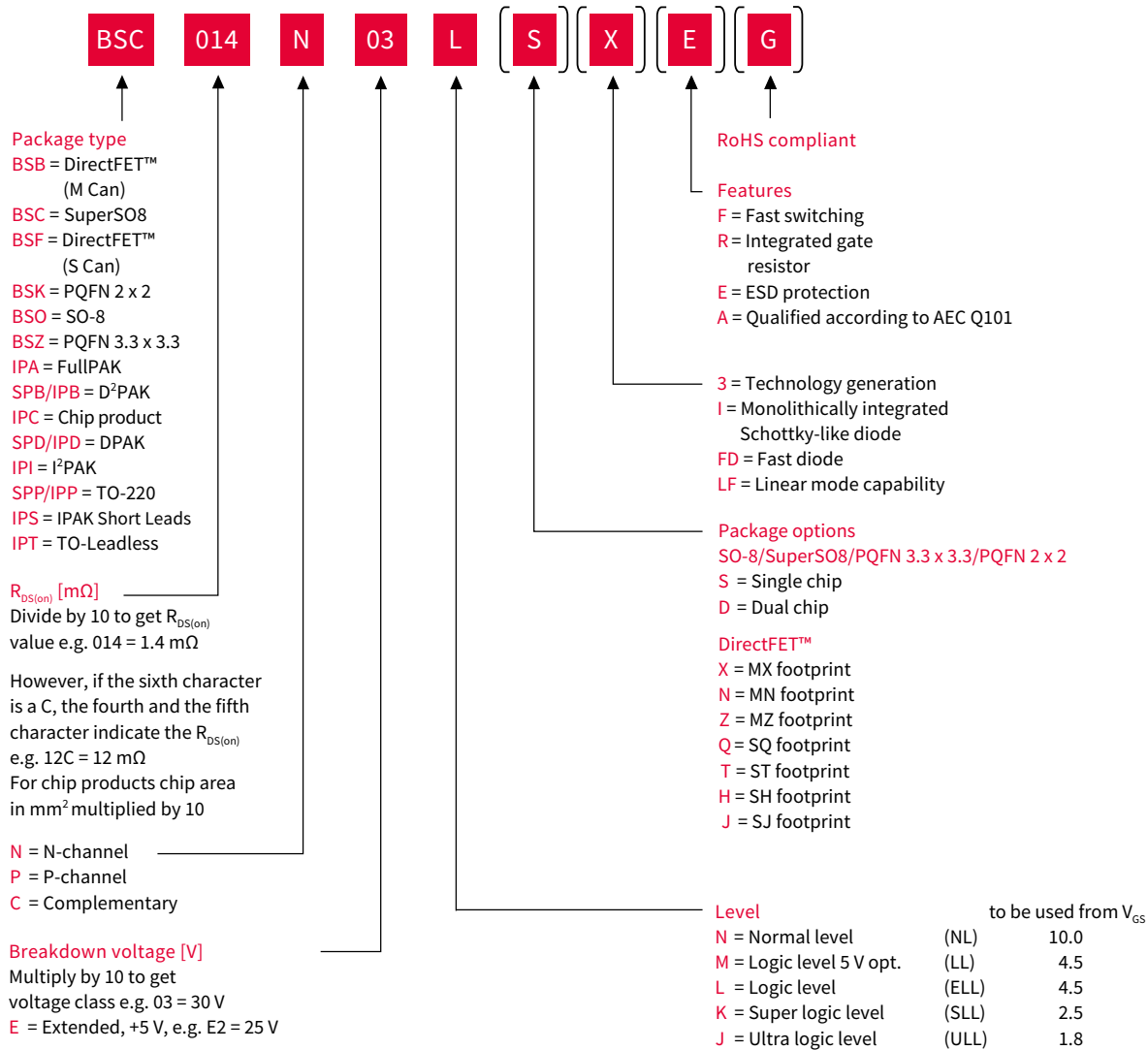
www.infineon.com/smallsignal

All products are qualified to Automotive AEC Q101 (except the parts marked with\*)  
1) R<sub>DS(on)</sub> 4.5 V rated

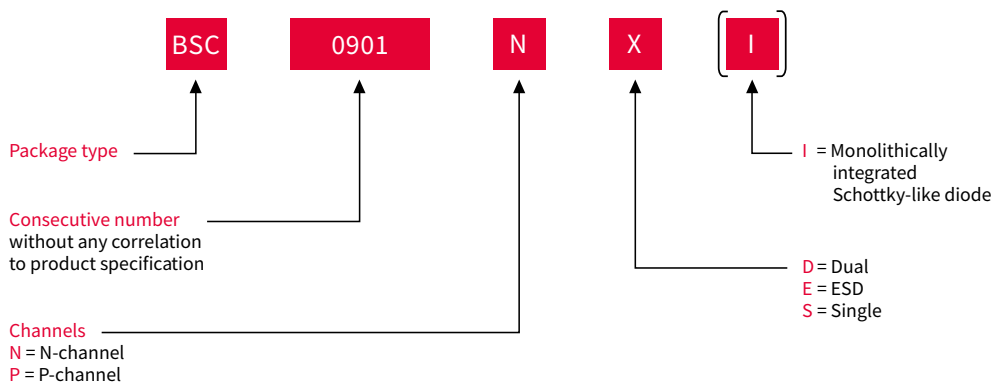
For more details on the product, click on the part number.


# Nomenclature

## OptiMOS™

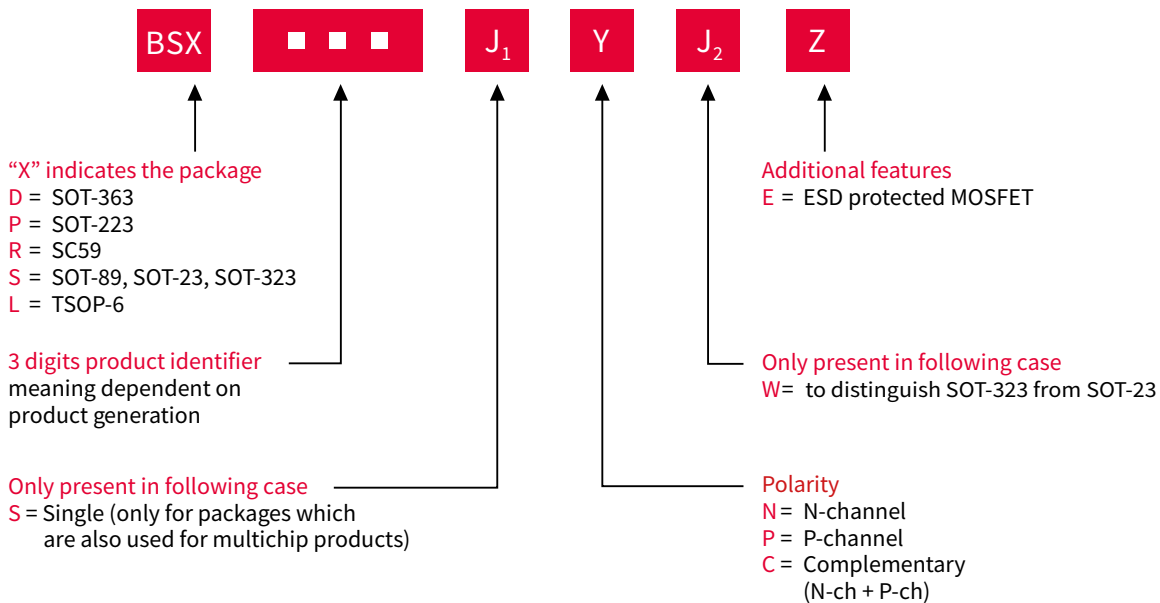


## OptiMOS™ 30 V

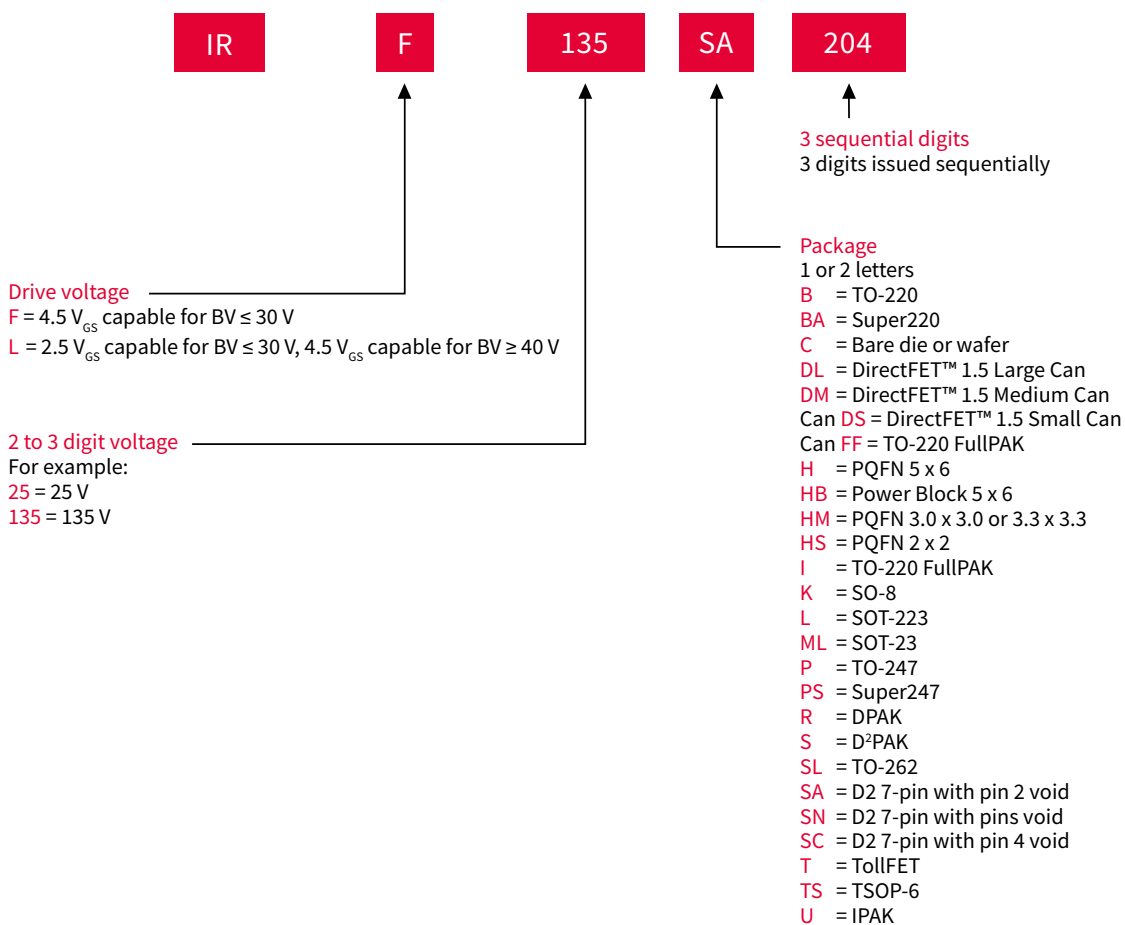


For more details on the product, click on the part number. 

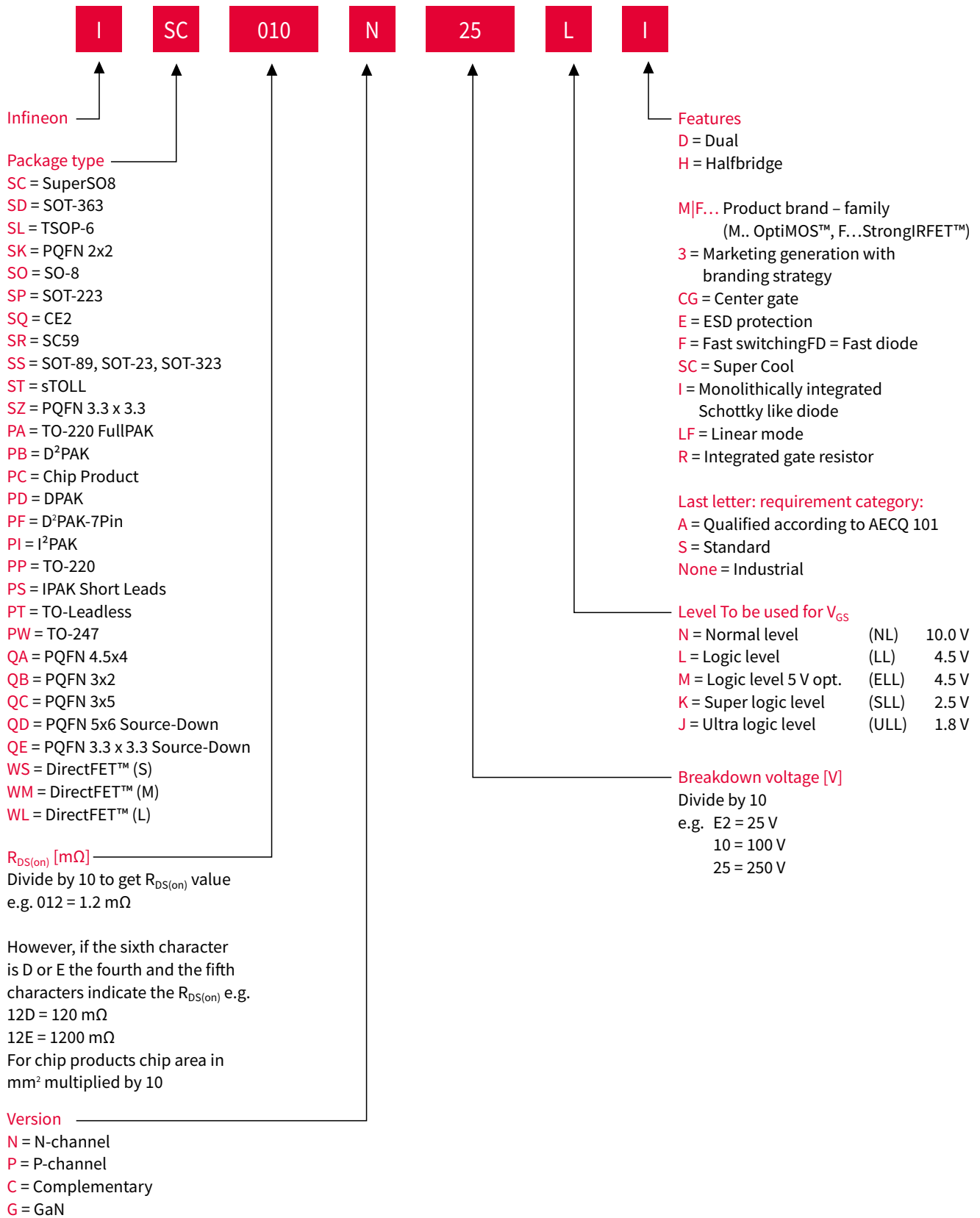
## Small signal



## StrongIRFET™ (from May 2015 to 2019)



## New nomenclature for OptiMOS™ and StrongIRFET™ MOSFETs (2019 onward)







# Infineon support for low voltage MOSFETs

Useful links and helpful information

## Further information, data sheets and documents

[www.infineon.com/powermosfet-12V-300V](http://www.infineon.com/powermosfet-12V-300V)

[www.infineon.com/smallsignal](http://www.infineon.com/smallsignal)

[www.infineon.com/pchannel](http://www.infineon.com/pchannel)

[www.infineon.com/depletion](http://www.infineon.com/depletion)

[www.infineon.com/complementary](http://www.infineon.com/complementary)

## Evaluation boards and simulation models

[www.infineon.com/to-leadless-evaluationboard](http://www.infineon.com/to-leadless-evaluationboard)

[www.infineon.com/powermosfet-simulationmodels](http://www.infineon.com/powermosfet-simulationmodels)



Support



Evaluation Board



Tools



Simulation



# Infineon powerful support

Useful links and helpful information

## General support

[www.infineon.com/support](http://www.infineon.com/support)  
[www.infineon.com/wheretobuy](http://www.infineon.com/wheretobuy)  
[www.infineon.com/quality](http://www.infineon.com/quality)  
[www.infineon.com/packages](http://www.infineon.com/packages)  
[www.infineon.com/green](http://www.infineon.com/green)  
[www.infineon.com/opn](http://www.infineon.com/opn)

## Request reliability (FIT) data

[http://infineon-community.com/FIT\\_1](http://infineon-community.com/FIT_1)

## Tools, desks and more

[www.infineon.com/solutionfinder](http://www.infineon.com/solutionfinder)  
[www.infineon.com/lightdesk](http://www.infineon.com/lightdesk)  
[www.infineon.com/evaluationboards](http://www.infineon.com/evaluationboards)  
[www.infineon.com/webinars](http://www.infineon.com/webinars)

## Register for the Newsletter4Engineers

<http://infineon-community.com/Newsletter4Engineers>

A world leader  
in semiconductor solutions



## Our vision

We are the link between the  
real and the digital world.

## Our values

We commit  
We partner  
We innovate  
We perform

## Our mission

We make life  
easier, safer  
and greener.

Part of your life. Part of tomorrow.

# Where to buy

Infiniteon distribution partners and sales offices:

[www.infineon.com/wheretobuy](http://www.infineon.com/wheretobuy)

# Service hotline

Infiniteon offers its toll-free 0800/4001 service hotline as one central number, available 24/7 in English, Mandarin and German.

- > Germany ..... 0800 951 951 951 (German/English)
- > China, mainland ..... 4001 200 951 (Mandarin/English)
- > India ..... 000 800 4402 951 (English)
- > USA ..... 1-866 951 9519 (English/German)
- > Other countries ..... 00\* 800 951 951 951 (English/German)
- > Direct access ..... +49 89 234-0 (interconnection fee, German/English)

\* Please note: Some countries may require you to dial a code other than "00" to access this international number.  
Please visit [www.infineon.com/service](http://www.infineon.com/service) for your country!



Mobile product catalog

Mobile app for iOS and Android.

[www.infineon.com](http://www.infineon.com)

Published by  
Infineon Technologies Austria AG  
9500 Villach, Austria

© 2020 Infineon Technologies AG.  
All Rights Reserved.

Document number: B118-I1022-V1-7600-EU-EC-P  
Date: 06 / 2020

### Please note!

THIS DOCUMENT IS FOR INFORMATION PURPOSES ONLY AND ANY INFORMATION GIVEN HEREIN SHALL IN NO EVENT BE REGARDED AS A WARRANTY, GUARANTEE OR DESCRIPTION OF ANY FUNCTIONALITY, CONDITIONS AND/OR QUALITY OF OUR PRODUCTS OR ANY SUITABILITY FOR A PARTICULAR PURPOSE. WITH REGARD TO THE TECHNICAL SPECIFICATIONS OF OUR PRODUCTS, WE KINDLY ASK YOU TO REFER TO THE RELEVANT PRODUCT DATA SHEETS PROVIDED BY US. OUR CUSTOMERS AND THEIR TECHNICAL DEPARTMENTS ARE REQUIRED TO EVALUATE THE SUITABILITY OF OUR PRODUCTS FOR THE INTENDED APPLICATION.

WE RESERVE THE RIGHT TO CHANGE THIS DOCUMENT AND/OR THE INFORMATION GIVEN HEREIN AT ANY TIME.

### Additional information

For further information on technologies, our products, the application of our products, delivery terms and conditions and/or prices, please contact your nearest Infineon Technologies office ([www.infineon.com](http://www.infineon.com)).

### Warnings

Due to technical requirements, our products may contain dangerous substances. For information on the types in question, please contact your nearest Infineon Technologies office.

Except as otherwise explicitly approved by us in a written document signed by authorized representatives of Infineon Technologies, our products may not be used in any life-endangering applications, including but not limited to medical, nuclear, military, life-critical or any other applications where a failure of the product or any consequences of the use thereof can result in personal injury.

Компания «Life Electronics» занимается поставками электронных компонентов импортного и отечественного производства от производителей и со складов крупных дистрибьюторов Европы, Америки и Азии.

С конца 2013 года компания активно расширяет линейку поставок компонентов по направлению коаксиальный кабель, кварцевые генераторы и конденсаторы (керамические, пленочные, электролитические), за счёт заключения дистрибьюторских договоров

Мы предлагаем:

- Конкуренеспособные цены и скидки постоянным клиентам.
- Специальные условия для постоянных клиентов.
- Подбор аналогов.
- Поставку компонентов в любых объемах, удовлетворяющих вашим потребностям.
- Приемлемые сроки поставки, возможна ускоренная поставка.
- Доставку товара в любую точку России и стран СНГ.
- Комплексную поставку.
- Работу по проектам и поставку образцов.
- Формирование склада под заказчика.
- Сертификаты соответствия на поставляемую продукцию (по желанию клиента).
- Тестирование поставляемой продукции.
- Поставку компонентов, требующих военную и космическую приемку.
- Входной контроль качества.
- Наличие сертификата ISO.

В составе нашей компании организован Конструкторский отдел, призванный помогать разработчикам, и инженерам.

Конструкторский отдел помогает осуществить:

- Регистрацию проекта у производителя компонентов.
- Техническую поддержку проекта.
- Защиту от снятия компонента с производства.
- Оценку стоимости проекта по компонентам.
- Изготовление тестовой платы монтаж и пусконаладочные работы.



Тел: +7 (812) 336 43 04 (многоканальный)  
Email: [org@lifeelectronics.ru](mailto:org@lifeelectronics.ru)