



Corcom

EMI/RFI Filter Product Overview

TE Connectivity offers over 300 solutions for EMI/RFI problems associated with susceptibility, as well as compliance with international emissions standards. Corcom filters are available in a wide range of single and 3-phase designs as well as IEC inlet and power entry modules which can combine several functions to reduce cost, space and labor. Solutions are also available for DC applications and applications requiring extremely high performance with feedthrough filters and capacitors for a wide range of applications.

FILTER TYPE	POWER LINE FILTERS		
SERIES	B Series	K Series	DK Series



PERFORMANCE	General Purpose		
-------------	-----------------	--	--

Approvals	UL / CSA / VDE	UL / CSA / VDE	UL / CSA / VDE
Features	General purpose RFI Filters for high impedance load / low current <ul style="list-style-type: none"> General purpose Wide variety of termination options Meets low leakage current requirements of VDE portable equipment and non-patient medical equipment 	General purpose RFI power line filters for high impedance loads <ul style="list-style-type: none"> Well suited to applications where pulsed, continuous and/or intermittent RFI interference is present EK models meet the very low leakage current requirements for VDE portable equipment and non-patient care medical equipment Available with ground line inductor (choke) 	Enhanced differential mode performance K Series RFI line filters <ul style="list-style-type: none"> Higher performance line to line attenuation than the K Series E version meets the very low leakage current requirements for VDE portable equipment and non-patient care medical equipment V version features same high performance with more cost-effective design

ELECTRICAL PARAMETERS

Max. voltage	250 VAC	250 VAC	250 VAC
Current Ratings	1, 2, 3, 5, 10, 20 or 30A	1, 2, 3, 5, 10, 20, 30, 40 or 60A	1, 3, 6, 10 or 20A
Leakage current each Line to Ground @ 120VAC 60Hz / 250VAC 50Hz	VB Models: .4 mA / .7 mA EB Models: .21 mA / .36 mA	VK Models: .5 mA / 1.0 mA EK Models: .21 mA / .36 mA	VDK Models: .4 mA / .7 mA EDK Models: .22 mA / .38 mA
Electrical Setup	Single stage	Single stage	Dual stage

MECHANICAL PARAMETERS

Mounting features	Screw mounting	Screw mounting (flange or panel)	Screw mounting
Termination inputs	.25 [6.3] spade terminals, 8-32 terminal bolt & nut or wire leads	.25 [6.3] spade terminals, 8-32 terminal bolt & nut, wire leads or IEC 60320-1 C14 or C20	.25 [6.3] spade terminals, 8-32 terminal bolt & nut or wire leads
Termination outputs	.25 [6.3] spade terminals, 8-32 terminal bolt & nut or wire leads	.25 [6.3] spade terminals, 8-32 terminal bolt & nut or wire leads	.25 [6.3] spade terminals, 8-32 terminal bolt & nut or wire leads

TYPICAL APPLICATIONS

<p>Wide band RFI suppression for applications requiring low attenuation including:</p> <ul style="list-style-type: none"> HVAC TV / Audio / Video Computing & accessories Home appliances Medical equipment Battery charging systems Exercise equipment 	<p>Universal filter for applications requiring mid-range attenuation including:</p> <ul style="list-style-type: none"> TV / Audio / Video Computing & accessories Home appliances Medical equipment Gaming machines Exercise equipment Test measurement equipment 	<p>Universal filter for applications requiring improved attenuation including:</p> <ul style="list-style-type: none"> TV / Audio / Video Computing & accessories Home appliances Medical equipment Gaming machines Exercise equipment
--	--	---

POWER LINE FILTERS (Continued)

R Series




EBP, EDP, EOP Series

WG Series

X, Y & Z Series



General Purpose		Wide Range Performance	
UL / CSA / VDE	UL / CSA / VDE	UL / CSA / VDE	UL / CSA / VDE
Two-stage general purpose RFI power line filter <ul style="list-style-type: none"> Dual T section RFI filter provides premium performance Well suited for low impedance loads where noisy RFI environments are present Controls pulsed, continuous and/or intermittent interference ER model offers low leakage current without deterioration of insertion loss 	PC board mountable general purpose RFI filters <ul style="list-style-type: none"> General purpose Low leakage current Cost-effective Compact size EDP model features enhanced differential mode performance EBP model features compact size (less than 1" square) 	High performance, low cost filter ideal for appliance equipment <ul style="list-style-type: none"> Cost effective Tubular design WGD, WGE and WGF versions designed to comply with leakage current requirements for appliances which may be easily moved from one place to another Available in a variety of styles 	Chassis or PC Board Mountable Power Line Filters for Emission Control <ul style="list-style-type: none"> Compact chassis or PC board mountable Three levels of performance Complete filtering solution in minimal size X Series for FCC Part 15J, Class B Y Series for EN55022, Level A Z Series for EN55022, Level B Medical version available in the HZ Series
250 VAC	250 VAC	250 VAC	250 VAC
1, 2, 3, 5, 10 or 20A	1, 3, 6 or 10A	16A	1, 2, 3, 4 or 6A
VR Models: .4 mA / .7 mA ER Models: .21 mA / .36 mA	EDP/EOP Models: .22 mA / .38 mA EBP Models: .13 mA / .21 mA	A, B & C Models: .76 mA / 1.27 mA D, E & F Models: .10 mA / .20 mA	.3 mA / .5 mA
Single stage	Single stage	Single stage	Single stage
Screw mounting (flange or panel)	PC board pins	Screw-in mounting stud	Screw mount or PC board pins
.25 [6.3] spade terminals, 8-32 terminal bolt & nut, wire leads or IEC 60320-1 C14	PCB pins .025 [.635] square	.25 [6.3] spade terminals, wire leads or RAST 5 header interface	.25 [6.3] spade terminals or PCB pins .065[1.65] diagonal
.25 [6.3] spade terminals, 8-32 terminal bolt & nut or wire leads	PCB pins .025 [.635] square	.25 [6.3] spade terminals, wire leads or RAST 5 header interface	.25 [6.3] spade terminals or PCB pins .065[1.65] diagonal
Universal filter for applications with low impedance loads including: <ul style="list-style-type: none"> Motors Semiconductor actuators Home appliances Gaming machines Exercise equipment Security systems Industrial equipment & controls 	Designed for PCB mounting for a wide range of applications including: <ul style="list-style-type: none"> Gaming machines Cash terminals Office equipment Small consumer electronics TV / Audio / Video Computing & accessories 	Specially designed for the white goods / appliance market. Offers wide band RFI suppression for many applications including: <ul style="list-style-type: none"> Washing machines / dryers Dishwashers Refrigerators & freezers Coffee Machines Hand held appliances & tools Ovens & ranges 	RFI filter designed to bring most digital equipment (including those with switching power supplies) into compliance with EN55022, Level A or B and FCC Part 15J, Class B conducted emission limits. Ideal for all applications with limited space including: <ul style="list-style-type: none"> Switching Power Supplies Industrial single phase applications

POWER LINE FILTERS <small>(Continued)</small>			
FILTER TYPE			
SERIES	S, V & W Series	G & N Series	SB Series
			
PERFORMANCE	Wide Range Performance		
Approvals	UL / CSA / VDE	UL / CSA / VDE	UL / CSA / VDE
Features	Multipurpose Power Line RFI Filter for Emission Control <ul style="list-style-type: none"> Effective when used to control emissions in equipment using SCR and T2L circuits S & W Series designed for high impedance frequencies V Series designed for low impedance frequencies Medical version available in the MV Series 	High Performance RFI Filters for Switching Power Supplies For increased filtering requirements <ul style="list-style-type: none"> Designed to provide excellent attenuation for most digital electronics equipment and help comply with EN55022 Level A and FCC Part 15J Class B Broad frequency range of performance from 20kHz to 30MHz Size and cost-effective solution 	High Performance B Series RFI Line Filters <ul style="list-style-type: none"> Enhanced performance version of our popular B Series of RFI line filters Small size with enhanced performance 30A version half the size of other 30A filters Low leakage version available
ELECTRICAL PARAMETERS			
Max. voltage	250 VAC	250 VAC	250 VAC
Current Ratings	3, 6, 10, 20 & 60A (60A S Series only)	6 & 10A	6, 10, 20 & 30A
Leakage current each Line to Ground @ 120VAC 60Hz / 250VAC 50Hz	.4 mA / .7 mA (S Series 3-10A) .75 mA / 1.25 mA (S Series 60A) .5 mA / .82 mA (V & W Series) .07 mA / .13 mA (MV Series)	.3 mA / .5 mA (EG models) 1.2 mA / 2.0 mA (VG & N models)	.75 mA / 1.25 mA (VSB models) .22 mA / .36 mA (ESB models)
Electrical Setup	Dual stage	Single stage (6A models) Dual stage (10A models)	Single stage
MECHANICAL PARAMETERS			
Mounting features	Screw mounting	Screw mounting	Screw mounting
Termination inputs	.25 [6.3] spade terminals or terminal bolt & nut	.25 [6.3] spade terminals	.25 [6.3] spade terminals or 8-32 terminal bolt & nut
Termination outputs	.25 [6.3] spade terminals or terminal bolt & nut	.25 [6.3] spade terminals	.25 [6.3] spade terminals or 8-32 terminal bolt & nut
TYPICAL APPLICATIONS			
	Multipurpose power line RFI filter for emission control and high noise industrial environments and applications that require compliance with FCC Part 15, Subpart J and EN55022, Level A, down to 150kHz including: <ul style="list-style-type: none"> Consumer electronics Small machine tools Food service equipment Measurement & Instrumentation 	Specifically designed for most digital electronic equipment requiring a high range of symmetric and asymmetric attenuation including: <ul style="list-style-type: none"> Switching power supplies Motor drives Small machine tools Industrial single-phase applications 	Wide band RFI suppression for applications requiring enhanced performance including: <ul style="list-style-type: none"> TV / Audio / Video Computing & accessories Home appliances Medical equipment Gaming machines Exercise equipment

POWER LINE FILTERS (Continued)

SK Series RK Series EMC Series IK Series



Wide Range Performance

UL / CSA / VDE

High Performance K Series RFI Line Filters for SMPS Emission Control

- Designed to reduce conducted noise to acceptable limits for equipment that must comply with FCC / EN specifications
- Utilizes significantly higher element values than the general purpose K Series
- ESK6C and VSK6C incorporate separate ground circuit inductor

250 VAC

3, 6, 10, 20, 30 & 40A

.4 mA / .7 mA (3-10A VSK models)
 .21 mA / .36 mA (3-10A ESK models)
 .75 mA / 1.25 mA (3-10A VSK models)
 .3 mA / .5 mA (3-10A ESK models)

Single stage

Screw mounting (flange or panel)

.25 [6.3] spade terminals,
 terminal bolt & nut,
 wire leads or IEC 60320-1 C14

.25 [6.3] spade terminals,
 terminal bolt & nut or
 wire leads

Universal filter for consumer electronic applications requiring a premium range of attenuation including:

- TV / Audio / Video
- Computing & accessories
- Home appliances
- Medical equipment
- Industrial equipment & controls
- Exercise equipment

UL / CSA / VDE

High Performance Compact Power Line Filter

- Compact
- Single stage
- Significant differential mode performance
- Suitable for industrial machinery
- Low input leakage current makes it suitable for portable equipment

250 VAC

3, 6, 10, 15 & 20A

.16 mA / .26 mA

Single stage

Screw mounting

.25 [6.3] spade terminals

.25 [6.3] spade terminals

Wide band RFI suppression for applications requiring high attenuation level including:

- Consumer electronics
- Industrial machinery equipment
- Small machine tools
- Home appliances
- Power supplies

UL / CSA / VDE

Compact and Cost-effective Dual Stage RFI Power Line Filters

- Compact dual stage filter series
- Current rating up to 30A
- High differential mode attenuation in the lower frequency range
- High common mode performance
- Ideal for switching mode power supplies

250 VAC

3, 6, 10, 15, 20 & 30A

.21 mA / .43 mA (3-10A models)
 .73 mA / 1.52 mA (15-30A models)

Dual stage

Screw mounting

.25 [6.3] spade terminals,
 8-32 terminal bolt & nut or
 wire leads

.25 [6.3] spade terminals,
 8-32 terminal bolt & nut or
 wire leads

Wide band RFI suppression for applications requiring high attenuation levels including:

- Consumer electronics
- Single phase industrial equipment
- Inverters
- Switching power supplies

UL / CSA / VDE

Single and 2-phase RFI Filters for Industrial Applications

- Excellent performance for applications with high interference levels
- Designed for single or two-phase applications
- Available touch safe terminals provide easy connections and prevent inadvertent contact

500 VAC MAX. Line to Ground

1, 6, 16, 35, 50 & 80A

.06 mA / 1.2 mA* (1 & 6A models)
 1.7 mA / 3.2 mA* (16 - 50A models)
 5.2 mA / 9.9 mA* (80A model)
 * 1A @ 289 VAC, 16-80A @ 277 VAC 50Hz

Dual stage (6-80A models)
 Dual stage + ground choke (1A only)

Screw mounting

.25 [6.3] spade terminals or
 DIN type terminal block and bolt/nut

.25 [6.3] spade terminals,
 wire leads or
 DIN type terminal block and bolt/nut

Wide band RFI filter for small to medium sized industrial equipment, power converters and variable speed motors. Provides suppression of industrial 2-phase applications with high RFI emissions including:

- Transportation vehicles
- Site applications
- Small construction machinery

FILTER TYPE	POWER LINE FILTERS <i>(Continued)</i>		
SERIES	Q Series	FC Series	EP & VP Series



PERFORMANCE	Superior Performance		
-------------	----------------------	--	--

Approvals	UL / CSA / VDE	UL / CSA / VDE *	UL / CSA / VDE
Features	Highest Performance RFI Filters for Switching Power Supplies <ul style="list-style-type: none"> High attenuation for common and differential mode interference Effective from 10kHz to 30MHz Optimized for attenuation and size 3 or 6A versions available with IEC inlet Medical version available in the HQ Series 	Single Phase Power Line Filter for Frequency Converters <ul style="list-style-type: none"> Designed for frequency inverters and variable speed motor drives Suitable for electronically noisy environments Protects programmable logic controllers from RF noise on the AC power line Touch safe terminals 	Dual Stage RFI Power Line Filters for Switching Mode Power Supplies <ul style="list-style-type: none"> Dual stage filter offers high insertion loss Well suited for meeting CISPR 22 A and FCC Part 15J, Class B EP model meets very low leakage current requirements 7 and 12A versions offer optimum package size

ELECTRICAL PARAMETERS

Max. voltage	250 VAC	250 VAC	250 VAC
Current Ratings	3, 6 & 20A	6 & 10A	3, 6, 7, 10, 12 & 20A
Leakage current each Line to Ground @ 120VAC 60Hz / 250VAC 50Hz	.73 mA / 1.27 mA (3 & 20A VQ models) .22 mA / .38 mA (3 & 20A EQ models) .29 mA / .51 mA (6A EQ models)	3.9 mA / 7.0 mA (B suffix, single stage) 3.8 mA / 6.7 mA (no suffix, dual stage)	.73 mA / 1.27 mA (VP models) .21 mA / .36 mA (EP models)

Electrical Setup	Dual stage (medical versions without y-capacitors)	Single stage (B suffix) Dual stage (no suffix)	Dual stage
------------------	---	---	------------

MECHANICAL PARAMETERS

Mounting features	Screw mounting (flange or panel)	Screw mounting	Screw mounting (flange or panel)
Termination inputs	.25 [6.3] spade terminals, wire leads or IEC 60320-1 C14	DIN type terminals	.25 [6.3] spade terminals, wire leads, terminal bolt & nut, or IEC 60320-1 C14
Termination outputs	.25 [6.3] spade terminals or wire leads	DIN type terminals	.25 [6.3] spade terminals, wire leads, or terminal bolt & nut

TYPICAL APPLICATIONS


<p>Trouble shooter for wide banded RFI suppression of applications with very high RFI emissions including:</p> <ul style="list-style-type: none"> Consumer electronics Single phase industrial applications Switching power supplies with transient currents HVAC 	<p>Wide band RFI suppression of industrial single phase applications with very high RFI emissions including:</p> <ul style="list-style-type: none"> Drives with long motor-cables Variable speed motor drive applications 	<p>Wide band attenuation for applications with very high RFI emissions. This filter series offers excellent attenuation for applications such as:</p> <ul style="list-style-type: none"> Consumer electronics Single phase industrial applications Drive motors and controllers
---	---	--

* VDE approvals for dual stage models up to 36A only

POWER LINE FILTERS *(Continued)***DC FILTERS****FEEDTHROUGH FILTERS****T Series****AQ Series****DA, DB, DC and DCP Series****FFA, FFD, AFC, AFD Series**

Superior Performance		General & High Purpose	Superior Performance
UL / CSA / VDE	UL / CSA	UL / CSA / VDE	
High Performance RFI Power Line Filters for Switching Power Supplies <ul style="list-style-type: none"> Superior common-mode and premium differential-mode attenuation Smaller package sizes than the EP Series ET models with low leakage current Medical versions available in the HT Series 	High Frequency Power Line Filter or Power Entry Module <ul style="list-style-type: none"> High common and differential mode performance from 10kHz to 1GHz Available with an IEC inlet, fuseholder and switch Suitable for applications where computers are used to process secret or confidential information 	DC filters available in a wide variety of versions for DC system RFI issues <ul style="list-style-type: none"> DA Series - Compact RFI Line Filter with DC Inlet Connection DB Series - High Current DC Inlet Filter and Connectors DC Series - General purpose line filters for DC applications up to 125VDC with many options P Series - adaptable power entry module for DC rated applications 	AC & DC rated feedthrough filters and capacitors for highest rated performance <ul style="list-style-type: none"> FFA (AC rated) & FFD (DC rated) feedthrough filters AFC (AC rated) & AFD (DC rated) feedthrough capacitors Offers high reliability & performance for high frequency applications Custom versions available
250 VAC	250 VAC	125 VDC (DA, DB) & 80VDC (DC, P)	250 VAC / 130 VDC
3, 6, 10, 15 & 20A	3, 6, 10, 15 & 20A	3, 6, 10 & 15A (DA Series) 60A (DB Series), 3 & 6A (P Series) 15, 30, 60, 100 & 125A (DA Series)	10 to 300A (FFA/AFC/DFC) 10 to 200A (FFD)
.3 mA / .5 mA (ET models) .75 mA / 1.2 mA (VT models)	1.2 mA / 2.3 mA (3A models) .7 mA / 1.2 mA (6A models)		
Single (3-10A) & Dual stage (10-20A) <i>(medical versions without y-capacitors)</i>	Multi stage		
Screw mounting	Screw mounting (flange or panel)	Screw mounting & snap-in	Screw mounting
.25 [6.3] spade terminals, wire leads, terminal bolt & nut, or IEC 60320-1 C14	Wire leads	Spade terminals, PCB pins, wire leads, DA or DCB connector, or terminal bolt & nut	Screw terminal
.25 [6.3] spade terminals, wire leads, or terminal bolt & nut	Wire leads, or IEC 60320-1 C14	Spade terminals, PCB pins, wire leads, DA or DCB connector, or terminal bolt & nut	Screw terminal
Wide band attenuation for applications with very high RFI emissions including: <ul style="list-style-type: none"> Consumer electronics Single phase industrial applications Drive motors and controllers Commercial & building equipment 	Ideal filter series for hardened applications where computers are used to process secret or confidential information.	<ul style="list-style-type: none"> Network routing equipment Servers Switching equipment Wireless cabinets Ethernet hubs Base stations Repeater stations Power supplies for all types of communications equipment 	Universal applications including: <ul style="list-style-type: none"> Servers and routers Base stations Transportation Telecom MRI rooms High current switch mode power supplies Military and aerospace

FILTER TYPE		3-PHASE FILTERS	
SERIES	AYO Series	AYA Series	A Series



PERFORMANCE	General & High Purpose	Wide Range Performance	
Approvals	UL / CSA / VDE	UL Recognized ²	UL / CSA / VDE
Features	Compact Low Current 3-phase WYE RFI Filters <ul style="list-style-type: none"> For 3-phase, four wire, WYE applications Filters each of the three lines plus neutral Good for attenuation beginning at 100kHz Space saving design Low leakage current 	3-phase WYE RFI Power Line Filters <ul style="list-style-type: none"> For 3-phase, four wire, WYE applications Cost-effective, universal 3-phase filters Good attenuation over the complete frequency range of 10kHz to 30MHz Two different mounting styles available 	High Performance 3-phase RFI Filters for WYE Applications <ul style="list-style-type: none"> Common mode and differential mode suppression from 50kHz to 30MHz Optional end bell kits available to shield input and output terminals AYP single stage for lower noise environments AYT dual stage provides highest performance
ELECTRICAL PARAMETERS			
Max. voltage	440 VAC Phase to Phase 250 VAC Phase to Neutral / Ground	440 VAC Phase to Phase 250 VAC Phase to Neutral / Ground	440 VAC Phase to Phase 250 VAC Phase to Neutral / Ground
Current Ratings	3, 6, 10 & 20A	16, 25, 36, 50, 63 & 100A	20, 30, 45 & 60A
Leakage current each Line to Ground	2.0 mA / 3.0 mA (3 - 10A models) 3.5 mA / 5.5 mA (20A models) @ 120 VAC 60Hz / 250 VAC 50Hz	1.62 mA / 2.82 mA @ 120 VAC 60Hz / 250 VAC 50Hz	1.4 mA / 3.4 mA @ 120 VAC 60Hz / 250 VAC 50Hz
Electrical Setup	Single stage	Single stage	Single stage (AYP Models) & Dual stage (AYT Models)
MECHANICAL PARAMETERS			
Mounting features	Screw mounting (flange or panel)	Screw mounting (flange or inserts)	Screw mounting (inserts)
Termination inputs	.25 [6.3] spade terminals	Terminal bolt & nut or DIN type terminals	Terminal bolt & nut
Termination outputs	.25 [6.3] spade terminals	Terminal bolt & nut or DIN type terminals	Terminal bolt & nut

TYPICAL APPLICATIONS			
	Wide band RFI suppression for general purpose 3-phase applications with low to middle RFI emissions including: <ul style="list-style-type: none"> Vending machines Food service equipment Gaming machines Small machine tools 	Universal filter series equipped with 2 different connecting versions including: <ul style="list-style-type: none"> Uninterruptible power supplies Industrial control systems Machine tools 	Wide band RFI suppression for industrial 3-phase applications with high noise emissions (AYP models) and lower noise emissions (ATY models) including: <ul style="list-style-type: none"> Large machine tools Customer machinery Input filter for motor drives

² All models except 16AYA10, 30AYA10, 63AYA6, 63AYA6A and 100AYA6A

3-PHASE FILTERS (Continued)**FCD Series****BCF Series****AYC Series****ADT Series****Superior Performance**

UL Recognized

UL & VDE

UL Recognized³

UL Recognized

3-phase Delta External Power Line Filter for Frequency Converters

- Very high attenuation & high insertion loss
- BS models optimized for very high insertion loss
- BS models suitable for infeed/regenerative (ER) applications
- Touch safe terminals provide easy connections and prevent inadvertent contact for safety

Compact 3-phase Delta RFI Filters for Universal Applications

- Compact, light weight book-form design
- Insulated, high quality safety terminals for input and output
- Good common and differential mode performance below 100kHz
- Touch safe terminals provide easy connections and prevent inadvertent contact for safety

3-phase WYE RFI Power Line Filters for High Noise Applications

- For 3-phase, four wire, WYE applications
- Very high attenuation with low leakage current
- Ideal for EMC troubleshooting and refurbishing in the field
- Touch safe terminals provide easy connections and prevent inadvertent contact for safety

High Performance High Current 3-phase Delta RFI Filters

- Designed for very high insertion loss for Delta three phase, three wire applications
- Available with common or differential mode coils

480 VAC Phase to Phase
277 VAC Phase to Neutral / Ground480 VAC Phase to Phase
277 VAC Phase to Neutral / Ground480 VAC Phase to Phase
277 VAC Phase to Neutral / Ground480 VAC Phase to Phase
277 VAC Phase to Neutral / Ground

6 to 230A

7 to 130A

16 to 200A

63, 100, 160 & 200A

Varies from .26 mA/V for 6A model to 3.25 mA/V for FCD10BS models refer to catalog or website for full ratings voltage drop to virtual N to PE/V

30 mA
@ 277 VAC 50Hz

Varies from 62 / 106 mA/V for 16A to 111 / 192 mA/V for 200A model refer to catalog or website for full ratings @ 120 VAC 60Hz / 277 VAC 50Hz

1.3A (ADT6)
2.6A (63ADT6S)
4.6A (100, 160, 200ADT6S)
@ 277VAC 60HzSingle stage (B suffix models) &
Dual stage (blank suffix models)

Single stage

Single stage

Single stage
with feedthrough capacitors

Screw mounting (flange)

Screw mounting (flange)

Screw mounting (flange)

Screw mounting (flange)

DIN type terminals

DIN type terminals

DIN type terminals

Terminal bolt & nut

DIN type terminals

DIN type terminals

DIN type terminals

Terminal bolt & nut

Wide band RFI suppression for industrial 3-phase applications with very high RFI emissions including:

- Machine tools
- Elevators & escalators
- Frequency converters
- Industrial cabinets

Specially suited for regeneration systems of returning power. Wide banded RFI suppression for industrial 3-phase applications with very high RFI emissions including:

- 3-phase inverters & converters
- Variable speed motor drives
- Process automation equipment
- Elevators & escalators
- Machine tools

Wide band RFI suppression for WYE applications with very high RFI emissions including:

- Frequency converters with very long motor cables
- Machine tools

Ideal for industrial 3-phase applications with extremely high noise emissions including:

- High current motor drives
- Spot-welding machines
- Any difficult application with very difficult noise suppression

³ All models except 200AYC10B

FILTER TYPE	POWER ENTRY MODULES		
SERIES	SRB Series	EEJ Series	C Series



PERFORMANCE	General Purpose	Wide Range Performance	
Approvals	UL / CSA / VDE*	UL / CSA / VDE	UL / CSA / VDE*
Features	Minimum Depth, Cost-effective Shielded Power Inlet Filter <ul style="list-style-type: none"> Wide range of capacitor values Attenuates coupled EMI up to 300MHz Minimal to low leakage current versions are suitable for patient and non-patient contact medical equipment. Full range of mounting and termination options including unique vertical and horizontal orientation slide in mounts eliminate the need for mounting hardware 	Cost-effective Medium Performance Power Inlet Filter Including the EJH/EJHS, EJM/EJMS and EJS Models <ul style="list-style-type: none"> Enhanced two element circuit provides medium attenuation to 30MHz EJH & EJHS models feature minimal leakage current suitable for patient contact medical applications EJM & EJMS models feature low leakage current, suitable for most medical applications EJS models feature EEJ performance in snap-in mounting 	Power Entry Module with Switch <ul style="list-style-type: none"> Two function power entry module combining a DPST switch and an IEC 60320-1 inlet Snap-in or flange mounting Available with or without a shielded general purpose or medical grade filter Two element circuit provides enhanced EMI attenuation Reduce OEM wiring time with optional pre-connected line and switch terminals
ELECTRICAL PARAMETERS			
Max. voltage	250 VAC	250 VAC	250 VAC
Current Ratings	15A*	1 to 20A	1, 3, 6, 10 or 15A*
Leakage current each Line to Ground @ 120VAC 60Hz / 250VAC 50Hz	Varies by model from .2 μ A to .24mA <i>refer to catalog or website for full ratings</i>	EEJ/EJS Models: .22 mA / .38 mA EJH Models: 2 μ A / 5 μ A EJM Models: .01 mA / .017 mA	F models: .25 mA / .40 mA H & non-filtered models: 2 μ A / 5 μ A
Electrical Setup	Capacitive, 8 options available values from 33pF to 3300pF	Single stage	Single stage & unfiltered
MECHANICAL PARAMETERS			
Mounting features	Screw and snap-in mounting	Screw and snap-in mounting	Screw and snap-in mounting
Termination inputs	IEC 60320-1 C14	IEC 60320-1 C14 or C20	IEC 60320-1 C14
Termination outputs	.25 [6.3] spade terminals, wire leads or PC board pins	.25 [6.3] spade terminals, wire leads or PC board pins	.187 [4.8] spade terminals (<i>non-filtered</i>) or .25 [6.3] spade terminals (<i>Filtered</i>) Available with or without pre-connected switch terminals

TYPICAL APPLICATIONS			
	Wide band RFI suppression for any application with very limited space for the suppression unit including: <ul style="list-style-type: none"> TV / Audio / Video Computing & accessories Home appliances Consumer electronics 	Wide band RFI suppression for a wide range of applications including: <ul style="list-style-type: none"> TV / Audio / Video Computing & accessories Home appliances Medical equipment Gaming machines Exercise equipment Appliances 	Wide band RFI suppression for applications with limited space including: <ul style="list-style-type: none"> TV / Audio / Video Computing & PC powers supplies Network & cabling systems Medical equipment
	<i>*15A versions are tested by UL to US and Canadian requirements and are VDE approved at 10A</i>		<i>*15A versions are tested by UL to US and Canadian requirements and are VDE approved at 10A</i>

POWER ENTRY MODULES (Continued)

CU Series	GG & HG Series	P Series	EJT Series
-----------	----------------	----------	------------



General Purpose			Superior Performance
UL / CSA / VDE*	UL / CSA / VDE	UL / CSA / VDE	UL / CSA / VDE*
Compact 1U Height Switched Power Entry Module <ul style="list-style-type: none"> Designed for popular 1U (1 3/4") height rack mounted equipment Two function power entry module combining a SPST switch and an IEC 60320-1 inlet Snap-in, flange and flush mounting Reduce OEM wiring time with optional pre-connected line and switch terminals 	Smallest Power Entry Module with Metric Fuse Holders <ul style="list-style-type: none"> Single or dual fusing Two element circuit provides basic attenuation Available with an internal ground-circuit inductor (C versions) to isolate equipment chassis from power line ground at radio frequencies Multiple termination and mounting styles Medical version as the HG Series identical to GG with dual fuse only 	Versatile Power Entry Module with Small Footprint <ul style="list-style-type: none"> Snap-in or flange mounting Standard IEC 60321-1 C14 power inlet Both North American and metric fusing capabilities Two voltage selection options Optional DPST on/off switch Filter options for general purpose, medical and high-performance EMI filtering 	High Performance Power Inlet Filter <ul style="list-style-type: none"> Superior EMI filter with IEC 60320-1 inlet Double three element differential mode circuit attenuates noise up to 1GHz Up to 15A with IEC 60320-1 C14 20A rating with IEC 60320-1 C20 Spade terminals or wire leads
250 VAC	250 VAC	250 VAC	250 VAC
1, 3, 6, 10 or 15A*	1, 3, 6 & 10A	3, 6 & 10A Filtered, 10A non-filtered	1, 3, 6, 10 or 15A
Filtered models: .25 mA / .40 mA Non-filtered models: 2 µA / 5 µA	HG Models: 2 µA / 5 µA GG Models: .25 mA / .42 mA	H & L Models: 2 µA / 5 µA S & Z Models: .25 mA / .50 mA	.21 mA / .36 mA
Single stage & unfiltered	Single stage (medical versions without y-capacitors)	Single stage	Dual stage
Screw and snap-in mounting	Screw and snap-in mounting	Screw and snap-in mounting	Screw and snap-in mounting
IEC 60320-1 C14	IEC 60320-1 C14	IEC 60320-1 C14	IEC 60320-1 C14 or C20
.187 [4.8] spade terminals Available with or without pre-connected switch terminals	.25 [6.3] spade terminals or wire leads	.187 [4.8] spade terminals (standard) or .25 [6.3] spade terminals (L & Z) Available with or without interconnection block for unfiltered versions	.25 [6.3] spade terminals or wire leads
Specially designed for 1U height equipment racks and can be used in space limited applications including: <ul style="list-style-type: none"> Telecom Computing TV / Audio / Video Consumer electronics 	Wide band RFI suppression for applications with very limited space including: <ul style="list-style-type: none"> TV / Audio / Video Computing & accessories Home appliances Medical equipment Gaming equipment Fitness equipment 	Wide band RFI suppression in over 8000 configurations for a wide range of applications including: <ul style="list-style-type: none"> TV / Audio / Video Computing & accessories Home appliances Medical equipment Gaming equipment Fitness equipment HVAC 	Specially designed to attenuate noise in the high frequency range up to 1GHz for various electronic applications including: <ul style="list-style-type: none"> Plasma & LCD TV's Computing & accessories Instrumentation & measurement
*15A versions are tested by UL to US and Canadian requirements and are VDE approved at 10A			*15A versions are tested by UL to US and Canadian requirements and are VDE approved at 10A

FOR MORE INFORMATION

corcom.com

TE Technical Support Center

Internet:	te.com/help
USA:	+1 (800) 522-6752
Canada:	+1 (905) 475-6222
Mexico	+52 (0) 55-1106-0800
Latin/S. America:	+54 (0) 11-4733-2200
Germany:	+49 (0) 6251-133-1999
UK:	+44 (0) 800-267666
France:	+33 (0) 1-3420-8686
Netherlands:	+31 (0) 73-6246-999
China:	+86 (0) 400-820-6015

Part numbers in this brochure are RoHS Compliant*, unless marked otherwise.

*as defined www.te.com/leadfree

te.com

© 2011 Tyco Electronics Corporation, a TE Connectivity Ltd. company. All Rights Reserved.

1-1654250-1 CIS JG 08/2011

Corcom, TE Connectivity and the TE connectivity (logo) are trademarks. Other logos, product and/or company names might be trademarks of their respective owners.

While TE has made every reasonable effort to ensure the accuracy of the information in this flyer, TE does not guarantee that it is error-free, nor does TE make any other representation, warranty or guarantee that the information is accurate, correct, reliable or current. TE reserves the right to make any adjustments to the information contained herein at any time without notice. TE expressly disclaims all implied warranties regarding the information contained herein, including, but not limited to, any implied warranties of merchantability or fitness for a particular purpose. The dimensions in this flyer are for reference purposes only and are subject to change without notice. Specifications are subject to change without notice. Consult TE for the latest dimensions and design specifications.



Компания «Life Electronics» занимается поставками электронных компонентов импортного и отечественного производства от производителей и со складов крупных дистрибьюторов Европы, Америки и Азии.

С конца 2013 года компания активно расширяет линейку поставок компонентов по направлению коаксиальный кабель, кварцевые генераторы и конденсаторы (керамические, пленочные, электролитические), за счёт заключения дистрибьюторских договоров

Мы предлагаем:

- Конкурентоспособные цены и скидки постоянным клиентам.
- Специальные условия для постоянных клиентов.
- Подбор аналогов.
- Поставку компонентов в любых объемах, удовлетворяющих вашим потребностям.
- Приемлемые сроки поставки, возможна ускоренная поставка.
- Доставку товара в любую точку России и стран СНГ.
- Комплексную поставку.
- Работу по проектам и поставку образцов.
- Формирование склада под заказчика.
- Сертификаты соответствия на поставляемую продукцию (по желанию клиента).
- Тестирование поставляемой продукции.
- Поставку компонентов, требующих военную и космическую приемку.
- Входной контроль качества.
- Наличие сертификата ISO.

В составе нашей компании организован Конструкторский отдел, призванный помогать разработчикам, и инженерам.

Конструкторский отдел помогает осуществить:

- Регистрацию проекта у производителя компонентов.
- Техническую поддержку проекта.
- Защиту от снятия компонента с производства.
- Оценку стоимости проекта по компонентам.
- Изготовление тестовой платы монтаж и пусконаладочные работы.



Тел: +7 (812) 336 43 04 (многоканальный)

Email: org@lifeelectronics.ru

www.lifeelectronics.ru