

3x3 Shielded Drum Inductor

SMD Shielded Drum Core



Product Features:

- Inductance Values from 1.5uH to 47uH
- RoHS Compliant/Lead-Free
- Operating Temp Range -20 to +85°C
- Low Profile

Part Number	Inductance (μ H)	Tolerance	Test Freq. (kHz)	Rdc (Ω Max)	Idc* (A Max)	Max Ht. (mm)
HDS2D11-1R5NTR	1.5	30%	100	0.095	0.90	1.3
HDS2D14-1R5NTR	1.5	30%	100	0.063	1.80	1.6
HDS2D11-2R2NTR	2.2	30%	100	0.125	0.64	1.3
HDS2D14-2R2NTR	2.2	30%	100	0.094	1.50	1.6
HDS2D11-3R3NTR	3.3	30%	100	0.160	0.60	1.3
HDS2D14-3R3NTR	3.3	30%	100	0.125	1.20	1.6
HDS2D11-4R7NTR	4.7	30%	100	0.216	0.50	1.3
HDS2D14-4R7NTR	4.7	30%	100	0.169	1.00	1.6
HDS2D11-6R8NTR	6.8	30%	100	0.304	0.40	1.3
HDS2D14-6R8NTR	6.8	30%	100	0.213	0.85	1.6
HDS2D11-100NTR	10	30%	100	0.470	0.34	1.3
HDS2D14-100NTR	10	30%	100	0.294	0.70	1.6
HDS2D11-150NTR	15	30%	100	0.610	0.24	1.3
HDS2D18-150NTR	15	30%	100	0.257	0.35	2.0
HDS2D11-220NTR	22	30%	100	1.050	0.22	1.3
HDS2D18-220NTR	22	30%	100	0.331	0.30	2.0
HDS2D11-330NTR	33	30%	100	1.460	0.21	1.3
HDS2D18-330NTR	33	30%	100	0.481	0.23	2.0
HDS2D11-470NTR	47	30%	100	2.250	0.20	1.3

* Maximum rated current determined by a temp rise of 40°C or an inductance drop of 35%, whichever is less

Notes:

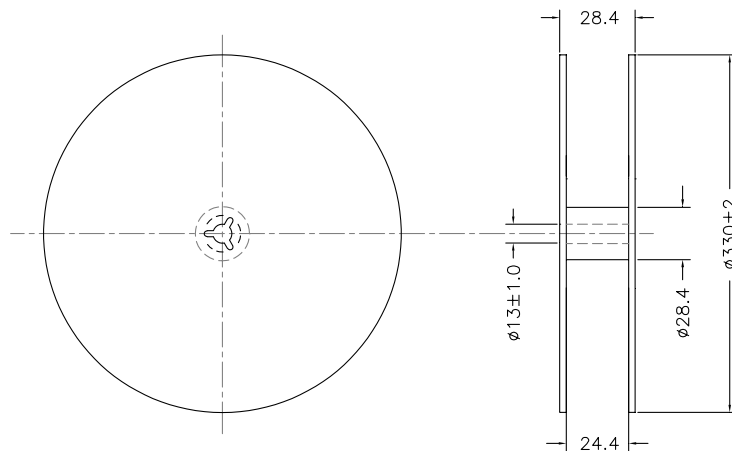
- 1) Tighter tolerances available
- 2) Contact your local representative or the factory for samples and specific datasheets

Mechanical



Packaging

HDS2D11 Ko = 1.4mm, 4000/reel
 HDS2D14 Ko = 1.7mm, 4000/reel
 HDS2D18 Ko = 2.1mm, 3500/reel



5x5 Shielded Drum Inductor

SMD Shielded Drum Core



Product Features:

- Inductance Values from 1.0uH to 33uH
- RoHS Compliant/Lead-Free
- Operating Temp Range -20 to +85°C
- Low Profile

Part Number	Inductance (μ H)	Tolerance	Test Freq. (kHz)	Rdc (Ω Max)	Idc* (A Max)	Max Ht. (mm)
HDS4D18-1R0NTR	1.0	30%	100	0.045	1.72	2.0
HDS4D18-2R2NTR	2.2	30%	100	0.075	1.32	2.0
HDS4D28-2R2NTR	2.2	30%	100	0.032	2.04	3.0
HDS4D18-3R3NTR	3.3	30%	100	0.110	1.04	2.0
HDS4D28-3R3NTR	3.3	30%	100	0.050	1.57	3.0
HDS4D18-4R7NTR	4.7	30%	100	0.152	0.84	2.0
HDS4D28-4R7NTR	4.7	30%	100	0.072	1.32	3.0
HDS4D18-6R8NTR	6.8	30%	100	0.170	0.76	2.0
HDS4D28-6R8NTR	6.8	30%	100	0.109	1.12	3.0
HDS4D18-100NTR	10	30%	100	0.200	0.61	2.0
HDS4D28-100NTR	10	30%	100	0.129	1.00	3.0
HDS4D18-150NTR	15	30%	100	0.240	0.50	2.0
HDS4D28-150NTR	15	30%	100	0.150	0.76	3.0
HDS4D18-220NTR	22	30%	100	0.397	0.41	2.0
HDS4D28-220NTR	22	30%	100	0.235	0.70	3.0
HDS2D18-330NTR	33	30%	100	0.694	0.32	2.0
HDS4D28-330NTR	33	30%	100	0.378	0.56	3.0

* Maximum rated current determined by a temp rise of 40°C or an inductance drop of 35%, whichever is less

Notes:

- 1) Tighter tolerances available
- 2) Contact your local representative or the factory for samples and specific datasheets

HALO Shielded Drum Core

Mechanical

Top View



Bottom View



Dimensions: mm



Recommended Solder Pad Dimensions

Packaging

HDS4D18 Ko = 2.3mm, 2500/reel
HDS4D28 Ko = 3.3mm, 2000/reel



FEED DIRECTION



6x6 Shielded Drum Inductor

SMD Shielded Drum Core



Product Features:

- Inductance Values from 3.3uH to 100uH
- RoHS Compliant/Lead-Free
- Operating Temp Range -20 to +85°C
- Low Profile

Part Number	Inductance (μH)	Tolerance	Test Freq. (kHz)	Rdc (Ω Max)	Idc* (A Max)	Max Ht. (mm)
HDS5D18-3R3NTR	3.3	30%	100	0.050	2.15	2.0
HDS5D18-6R2NTR	6.2	30%	100	0.096	1.40	2.0
HDS5D28-6R2NTR	6.2	30%	100	0.045	1.80	3.0
HDS5D18-100NTR	10	30%	100	0.124	1.20	2.0
HDS5D28-100NTR	10	30%	100	0.065	1.30	3.0
HDS5D18-150NTR	15	30%	100	0.196	0.97	2.0
HDS5D28-150NTR	15	30%	100	0.103	1.10	3.0
HDS5D18-220NTR	22	30%	100	0.290	0.80	2.0
HDS5D28-220NTR	22	30%	100	0.122	0.90	3.0
HDS5D18-330NTR	33	30%	100	0.386	0.65	2.0
HDS5D28-330NTR	33	30%	100	0.189	0.75	3.0
HDS5D18-470NTR	47	30%	100	0.595	0.54	2.0
HDS5D28-470NTR	47	30%	100	0.260	0.62	3.0
HDS5D18-680NTR	68	30%	100	0.840	0.43	2.0
HDS5D28-680NTR	68	30%	100	0.355	0.52	3.0
HDS5D18-101NTR	100	30%	100	1.200	0.36	2.0
HDS5D28-101NTR	100	30%	100	0.520	0.42	3.0

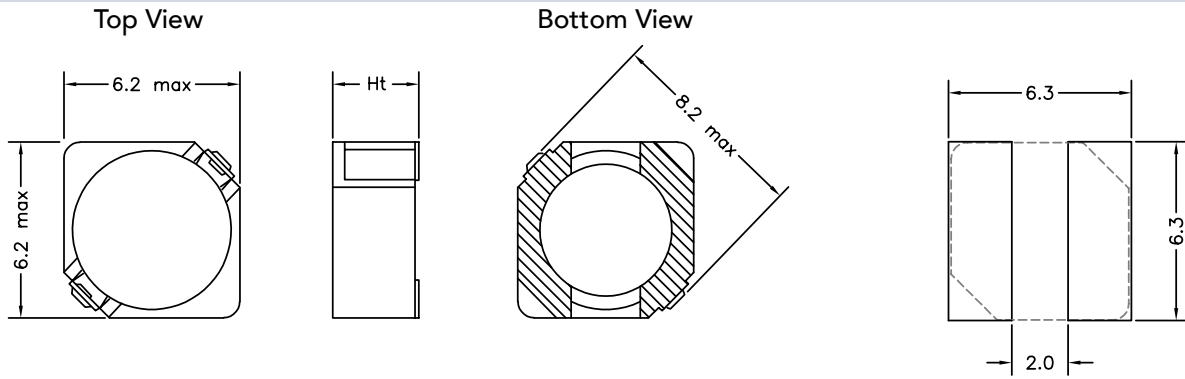
* Maximum rated current determined by a temp rise of 40°C or an inductance drop of 35%, whichever is less

Notes:

- 1) Tighter tolerances available
- 2) Contact your local representative or the factory for samples and specific datasheets

HALO Shielded Drum Inductor

Mechanical



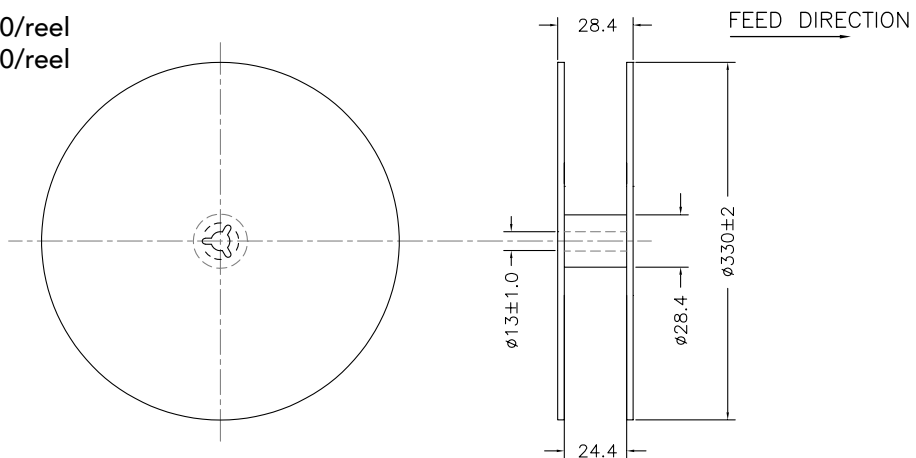
Dimensions: mm

Recommended Solder Pad Dimensions

Packaging



HDS5D18 Ko = 2.3mm, 2500/reel
 HDS5D28 Ko = 3.3mm, 2000/reel



12.5x12.5 Shielded Drum Inductor

SMD Shielded Drum Core



Product Features:

- Inductance Values from 3.1uH to 3000uH
- RoHS Compliant/Lead-Free
- Operating Temp Range -20 to +105°C
- Low Profile

Part Number	Inductance (μH)	Tolerance	Test Freq. (kHz)	Rdc (Ω Max)	Idc* (A Max)	Max Ht. (mm)
HDS124-100MTR	10	20%	100	0.05	4.50	4.5
HDS125-100MTR	10	20%	1	0.03	5.00	6.5
HDS129-100MTR	10	20%	1	0.03	6.10	10.0
HDS124-220MTR	22	20%	100	0.07	2.90	4.5
HDS125-220MTR	22	20%	1	0.04	3.60	6.5
HDS129-220MTR	22	20%	1	0.05	3.92	10.0
HDS124-470MTR	47	20%	100	0.16	1.90	4.5
HDS125-470MTR	47	20%	1	0.09	2.30	6.5
HDS129-470MTR	47	20%	1	0.10	2.92	10.0
HDS124-680MTR	68	20%	100	0.22	1.50	4.5
HDS125-680MTR	68	20%	1	0.12	1.90	6.5
HDS129-680MTR	68	20%	1	0.14	2.40	10.0
HDS124-101MTR	100	20%	100	0.31	1.20	4.5
HDS125-101MTR	100	20%	1	0.16	1.50	6.5
HDS129-101MTR	100	20%	1	0.22	1.94	10.0
HDS124-221MTR	220	20%	100	0.70	0.80	4.5
HDS125-221MTR	220	20%	1	0.40	0.95	6.5
HDS129-221MTR	220	20%	1	0.39	1.25	10.0
HDS125-471MTR	470	20%	1	0.77	0.58	6.5
HDS129-471MTR	470	20%	1	0.98	0.89	10.0
HDS125-681MTR	680	20%	1	1.20	0.48	6.5
HDS129-681MTR	680	20%	1	1.46	0.75	10.0
HDS125-102MTR	1000	20%	1	1.58	0.40	6.5
HDS129-102MTR	1000	20%	1	1.53	0.61	10.0

* Maximum rated current determined by a 35% (typ) drop in inductance

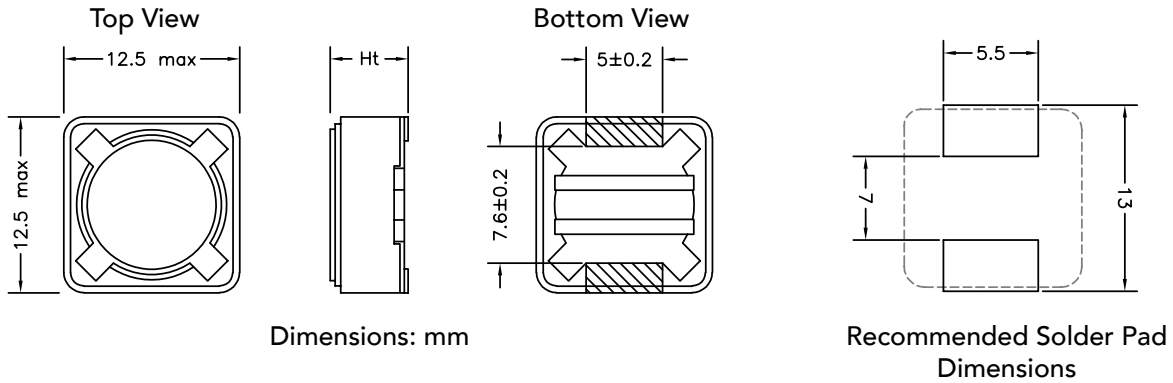
Notes:

- 1) Tighter tolerances available
- 2) Contact your local representative or the factory for samples and specific datasheets

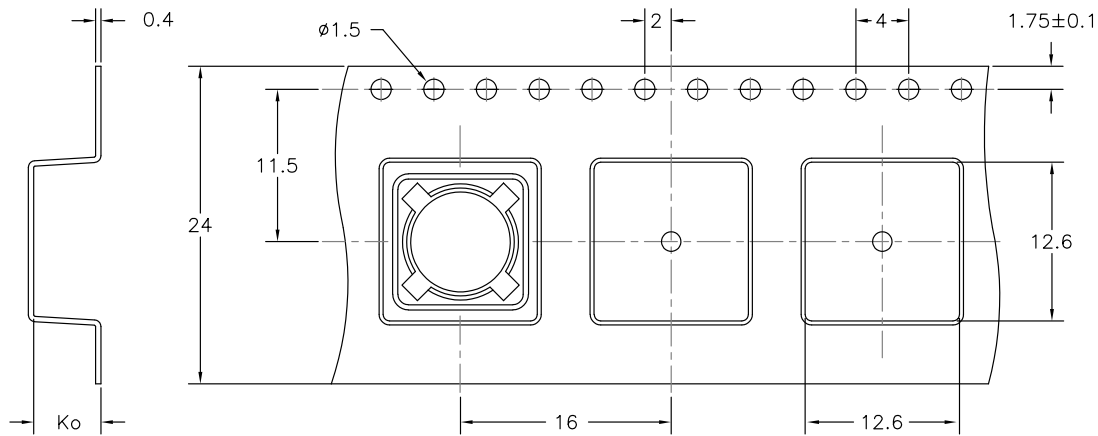
For additional information contact your [local representative](#), or HALO's support staff at (650) 903-3800 or info@haloelectronics.com

HALO Shielded Drum Inductor

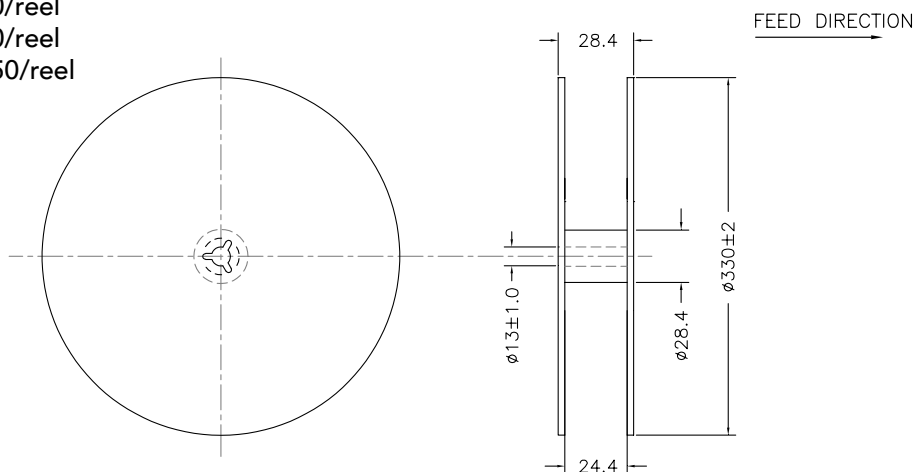
Mechanical



Packaging



HDS124 Ko = 4.9mm, 2500/reel
 HDS125 Ko = 5.9mm, 2500/reel
 HDS129 Ko = 10.6mm, 1750/reel



HALO
 ELECTRONICS, INC.

2880 Lakeside Drive #116
 Santa Clara, CA 95054
 (650) 903-3800
www.haloelectronics.com

HALO® Electronics is a leading supplier of high quality communication magnetics including signal transformers, filters, CMR chokes, PoE power transformers, DC/DC converters, and integrated Ethernet connectors. HALO's leading edge technology solutions are manufactured in ISO9001 and ISO14001 factories offering high quality products at a competitive price.

© Copyright 2014 HALO Electronics, Inc. All rights reserved.

Revised 3/2014. Download the latest version at www.haloelectronics.com/pdf/smd-shielded-drumcore.pdf

Компания «Life Electronics» занимается поставками электронных компонентов импортного и отечественного производства от производителей и со складов крупных дистрибьюторов Европы, Америки и Азии.

С конца 2013 года компания активно расширяет линейку поставок компонентов по направлению коаксиальный кабель, кварцевые генераторы и конденсаторы (керамические, пленочные, электролитические), за счёт заключения дистрибьюторских договоров

Мы предлагаем:

- Конкурентоспособные цены и скидки постоянным клиентам.
- Специальные условия для постоянных клиентов.
- Подбор аналогов.
- Поставку компонентов в любых объемах, удовлетворяющих вашим потребностям.
- Приемлемые сроки поставки, возможна ускоренная поставка.
- Доставку товара в любую точку России и стран СНГ.
- Комплексную поставку.
- Работу по проектам и поставку образцов.
- Формирование склада под заказчика.
- Сертификаты соответствия на поставляемую продукцию (по желанию клиента).
- Тестирование поставляемой продукции.
- Поставку компонентов, требующих военную и космическую приемку.
- Входной контроль качества.
- Наличие сертификата ISO.

В составе нашей компании организован Конструкторский отдел, призванный помогать разработчикам, и инженерам.

Конструкторский отдел помогает осуществить:

- Регистрацию проекта у производителя компонентов.
- Техническую поддержку проекта.
- Защиту от снятия компонента с производства.
- Оценку стоимости проекта по компонентам.
- Изготовление тестовой платы монтаж и пусконаладочные работы.



Тел: +7 (812) 336 43 04 (многоканальный)

Email: org@lifeelectronics.ru