


Power Metal Strip® Resistors, Very High Power (to 3 W), Low Value (down to 0.0005 Ω), Surface Mount



FEATURES

- Very high power to foot print size ratio (3 W in 2512, 2 W in 2010, 1 W in 1206, 0.5 W in 0805, and 0.4 W in 0603 package)
- Ideal for all types of current sensing and pulse applications including switching and linear power supplies, instruments, power amplifiers and shunts
- Proprietary processing technique produces extremely low resistance values (down to 0.0005 Ω)
- All welded construction
- Solid metal nickel-chrome or manganese-copper alloy resistive element with low TCR (< 20 ppm/°C)
- Very low inductance 0.5 nH to 5 nH
- Excellent frequency response to 50 MHz
- Low thermal EMF (< 3 μV/°C)
- AEC-Q200 qualified available ⁽¹⁾
- Material categorization: for definitions of compliance please see www.vishay.com/doc?99912

 AUTOMOTIVE
GRADE

RoHS
COMPLIANT
HALOGEN
FREE
GREEN
(5-2008)

Note

⁽¹⁾ Flame retardance test may not be applicable to some resistor technologies

STANDARD ELECTRICAL SPECIFICATIONS

GLOBAL MODEL	SIZE	POWER RATING $P_{70^{\circ}\text{C}}$ W	RESISTANCE VALUE RANGE Ω		WEIGHT (typical) g/1000 pieces
			Tol. ± 0.5 %	Tol. ± 1.0 %	
WSLP0603	0603	0.4	0.015 to 0.1	0.01 to 0.1	1.9
WSLP0805	0805	0.5	0.01 to 0.05	0.005 to 0.05	4.8
WSLP1206	1206	1.0	0.005 to 0.05	0.001 to 0.05	16.2
WSLP2010	2010	2.0	0.004 to 0.01	0.001 to 0.01	38.9
WSLP2512	2512	3.0	0.003 to 0.01	0.0005 to 0.01	63.6

TECHNICAL SPECIFICATIONS

PARAMETER	UNIT	RESISTOR CHARACTERISTICS
Temperature coefficient	ppm/°C	± 400 for 0.5 mΩ to 0.99 mΩ, ± 275 for 1 mΩ to 2.9 mΩ, ± 150 for 3 mΩ to 4.9 mΩ, ± 110 for 5 mΩ to 6.9 mΩ, ± 75 for 7 mΩ to 0.1 Ω
Element TCR	ppm/°C	< 20
Operating temperature range	°C	-65 to +170
Maximum working voltage	V	$(P \times R)^{1/2}$

GLOBAL PART NUMBER INFORMATION

Global Part Numbering example: WSLP1206R0100FEA

W	S	L	P	1	2	0	6	R	0	1	0	0	F	E	A		
---	---	---	---	---	---	---	---	---	---	---	---	---	---	---	---	--	--

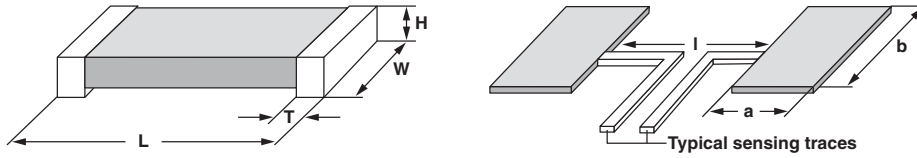
GLOBAL MODEL (8 digits)
WSLP0603 WSLP0805 WSLP1206 WSLP2010 WSLP2512

RESISTANCE VALUE (5 digits)
L = mΩ* R = Decimal 4L000 = 0.004 Ω R0100 = 0.01 Ω
* Use "L" for resistance values < 0.01 Ω

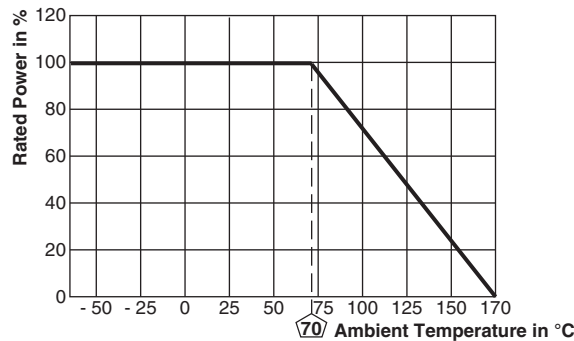
TOLERANCE CODE (1 digit)
D = ± 0.5 % F = ± 1.0 %

PACKAGING CODE (2 digits)
EA = Lead (Pb)-free, tape/reel EK = Lead (Pb)-free, bulk

SPECIAL (up to 2 digits)
Reserved for future specials

DIMENSIONS


MODEL	RESISTANCE RANGE (Ω)	DIMENSIONS in inches (millimeters)				SOLDER PAD DIMENSIONS in inches (millimeters)			
		L	W	H	T	a	b	l	
WSLP0603	0.01 to 0.1	0.060 ± 0.010 (1.52 ± 0.254)	0.030 ± 0.010 (0.76 ± 0.254)	0.013 ± 0.010 (0.330 ± 0.254)	0.015 ± 0.010 (0.381 ± 0.254)	0.040 (1.02)	0.040 (1.02)	0.020 (0.50)	
WSLP0805	0.01 to 0.05	0.080 ± 0.010 (2.03 ± 0.254)	0.050 ± 0.010 (1.27 ± 0.254)	0.013 ± 0.010 (0.330 ± 0.254)	0.015 ± 0.010 (0.381 ± 0.254)	0.040 (1.02)	0.050 (1.27)	0.020 (0.50)	
WSLP1206	0.001 to 0.0019	0.126 ± 0.010 (3.20 ± 0.254)	0.063 ± 0.010 (1.60 ± 0.254)	0.025 ± 0.010 (0.635 ± 0.254)	0.041 ± 0.010 (1.04 ± 0.254)	0.062 (1.57)	0.070 (1.78)	0.030 (0.76)	
	0.002 to 0.0059				0.025 ± 0.010 (0.635 ± 0.254)				
	0.006 to 0.050				0.020 ± 0.010 (0.508 ± 0.254)				
WSLP2010	0.001 to 0.0069	0.200 ± 0.010 (5.08 ± 0.254)	0.100 ± 0.010 (2.54 ± 0.254)	0.025 ± 0.010 (0.635 ± 0.254)	0.058 ± 0.010 (1.47 ± 0.254)	0.093 (2.36)	0.120 (3.05)	0.055 (1.40)	
	0.007 to 0.010				0.020 ± 0.010 (0.508 ± 0.254)			0.055 (1.40)	0.130 (3.30)
WSLP2512	0.0005 to 0.00099	0.250 ± 0.010 (6.35 ± 0.254)	0.125 ± 0.010 (3.18 ± 0.254)	0.025 ± 0.010 (0.635 ± 0.254)	0.107 ± 0.010 (2.72 ± 0.254)	0.120 (3.05)	0.145 (3.68)	0.050 (1.27)	
	0.001 to 0.0049				0.087 ± 0.010 (2.21 ± 0.254)			0.125 (3.18)	
	0.005 to 0.0069				0.047 ± 0.010 (1.19 ± 0.254)			0.083 (2.11)	0.160 (4.06)
	0.006 to 0.01				0.030 ± 0.010 (0.762 ± 0.254)			0.065 (1.65)	

DERATING


PERFORMANCE		
TEST	CONDITIONS OF TEST	TEST LIMITS
Thermal shock	-55 °C to +150 °C, 1000 cycles, 15 min at each extreme	± (0.5 % + 0.0005 Ω) ΔR
Low temperature operation	-65 °C for 45 min	± (0.5 % + 0.0005 Ω) ΔR
High temperature exposure	1000 h at + 170 °C	± (1.0 % + 0.0005 Ω) ΔR
Bias humidity	+85 °C, 85 % RH, 10 % bias, 1000 h	± (0.5 % + 0.0005 Ω) ΔR
Mechanical shock	100 g's for 6 ms, 5 pulses	± (0.5 % + 0.0005 Ω) ΔR
Vibration	Frequency varied 10 Hz to 2000 Hz in 1 min, 3 directions, 12 h	± (0.5 % + 0.0005 Ω) ΔR
Load life	1000 h at 70 °C, 1.5 h "ON", 0.5 h "OFF"	± (1.0 % + 0.0005 Ω) ΔR
Resistance to solder heat	+260 °C solder, 10 s to 12 s dwell, 25 mm/s emergence	± (0.5 % + 0.0005 Ω) ΔR
Moisture resistance	MIL-STD-202, method 106, 0 % power, 7b not required	± (0.5 % + 0.0005 Ω) ΔR

PACKAGING				
MODEL	REEL			
	TAPE WIDTH	DIAMETER	PIECES/REEL	CODE
WSLP0603	8 mm/punched paper	178 mm/7"	5000	EA
WSLP0805	8 mm/punched paper	178 mm/7"	5000	EA
WSLP1206	8 mm/embossed plastic	178 mm/7"	4000	EA
WSLP2010	8 mm/embossed plastic	178 mm/7"	4000	EA
WSLP2512	12 mm/embossed plastic	178 mm/7"	2000	EA

Note

- Embossed Carrier Tape per EIA-481.



Disclaimer

ALL PRODUCT, PRODUCT SPECIFICATIONS AND DATA ARE SUBJECT TO CHANGE WITHOUT NOTICE TO IMPROVE RELIABILITY, FUNCTION OR DESIGN OR OTHERWISE.

Vishay Intertechnology, Inc., its affiliates, agents, and employees, and all persons acting on its or their behalf (collectively, "Vishay"), disclaim any and all liability for any errors, inaccuracies or incompleteness contained in any datasheet or in any other disclosure relating to any product.

Vishay makes no warranty, representation or guarantee regarding the suitability of the products for any particular purpose or the continuing production of any product. To the maximum extent permitted by applicable law, Vishay disclaims (i) any and all liability arising out of the application or use of any product, (ii) any and all liability, including without limitation special, consequential or incidental damages, and (iii) any and all implied warranties, including warranties of fitness for particular purpose, non-infringement and merchantability.

Statements regarding the suitability of products for certain types of applications are based on Vishay's knowledge of typical requirements that are often placed on Vishay products in generic applications. Such statements are not binding statements about the suitability of products for a particular application. It is the customer's responsibility to validate that a particular product with the properties described in the product specification is suitable for use in a particular application. Parameters provided in datasheets and/or specifications may vary in different applications and performance may vary over time. All operating parameters, including typical parameters, must be validated for each customer application by the customer's technical experts. Product specifications do not expand or otherwise modify Vishay's terms and conditions of purchase, including but not limited to the warranty expressed therein.

Except as expressly indicated in writing, Vishay products are not designed for use in medical, life-saving, or life-sustaining applications or for any other application in which the failure of the Vishay product could result in personal injury or death. Customers using or selling Vishay products not expressly indicated for use in such applications do so at their own risk. Please contact authorized Vishay personnel to obtain written terms and conditions regarding products designed for such applications.

No license, express or implied, by estoppel or otherwise, to any intellectual property rights is granted by this document or by any conduct of Vishay. Product names and markings noted herein may be trademarks of their respective owners.

Material Category Policy

Vishay Intertechnology, Inc. hereby certifies that all its products that are identified as RoHS-Compliant fulfill the definitions and restrictions defined under Directive 2011/65/EU of The European Parliament and of the Council of June 8, 2011 on the restriction of the use of certain hazardous substances in electrical and electronic equipment (EEE) - recast, unless otherwise specified as non-compliant.

Please note that some Vishay documentation may still make reference to RoHS Directive 2002/95/EC. We confirm that all the products identified as being compliant to Directive 2002/95/EC conform to Directive 2011/65/EU.

Vishay Intertechnology, Inc. hereby certifies that all its products that are identified as Halogen-Free follow Halogen-Free requirements as per JEDEC JS709A standards. Please note that some Vishay documentation may still make reference to the IEC 61249-2-21 definition. We confirm that all the products identified as being compliant to IEC 61249-2-21 conform to JEDEC JS709A standards.

Компания «Life Electronics» занимается поставками электронных компонентов импортного и отечественного производства от производителей и со складов крупных дистрибьюторов Европы, Америки и Азии.

С конца 2013 года компания активно расширяет линейку поставок компонентов по направлению коаксиальный кабель, кварцевые генераторы и конденсаторы (керамические, пленочные, электролитические), за счёт заключения дистрибьюторских договоров

Мы предлагаем:

- Конкурентоспособные цены и скидки постоянным клиентам.
- Специальные условия для постоянных клиентов.
- Подбор аналогов.
- Поставку компонентов в любых объемах, удовлетворяющих вашим потребностям.
- Приемлемые сроки поставки, возможна ускоренная поставка.
- Доставку товара в любую точку России и стран СНГ.
- Комплексную поставку.
- Работу по проектам и поставку образцов.
- Формирование склада под заказчика.
- Сертификаты соответствия на поставляемую продукцию (по желанию клиента).
- Тестирование поставляемой продукции.
- Поставку компонентов, требующих военную и космическую приемку.
- Входной контроль качества.
- Наличие сертификата ISO.

В составе нашей компании организован Конструкторский отдел, призванный помогать разработчикам, и инженерам.

Конструкторский отдел помогает осуществить:

- Регистрацию проекта у производителя компонентов.
- Техническую поддержку проекта.
- Защиту от снятия компонента с производства.
- Оценку стоимости проекта по компонентам.
- Изготовление тестовой платы монтаж и пусконаладочные работы.



Тел: +7 (812) 336 43 04 (многоканальный)

Email: org@lifeelectronics.ru