


# IR.T SERIES CURRENT CONTROL RELAY

UL listed CSA recognized



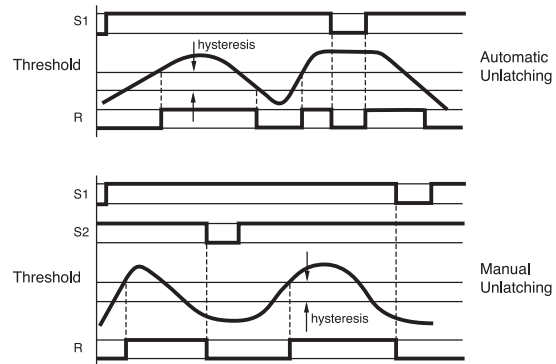
- Automatic or Manual Control
- Start-up Inhibit
- Adjustable Hysteresis
- Multiple Voltages
- LED Relay Status Indicator

**1. AC Current Control Without Latching:**

The output relay is energized when the current (peak current on AC) overshoots the level selected on the potentiometer. It de-energizes when the current falls below the normal current by 5 to 50% or when input power breaks. The hysteresis is controlled by a top mounted potentiometer and its selection does not change the chosen current level.

**2. AC Current Control With Latching:**

The output relay is energized when the current reaches the selected value and stays latched. The contact between terminal B1 and B2 (or 11 and 9) should be opened or input power to the device interrupted to reset. In this case, it is preferable to reduce the hysteresis 5%.



**SPECIFICATIONS:**

**Input** ..... 24 VDC, 24, 48, 110, 220 VAC  
±15%, 50/60 Hz

**Power consumption** ..... 3 VA maximum

CONTROL RANGE		INPUT RESISTANCE	PERMITTED PERMANENTLY	OVERLOAD LESS THAN 1 sec Peak
DC CURRENT	AC CURRENT			
5 to 100 mA	3.5 to 70.7 mA	1 ohm	1.5 V	5 A
0.05 to 1 A	0.035 to 0.707 A	0.1 ohm	5 A	17 A
0.5 to 10 A	0.35 to 7.07 A	0.01 ohm	15 A	55 A

**Hysteresis selection** ..... 5 to 50% of input current

**Repeat accuracy** ..... ±2% at a constant ambient

**Response time** ..... 100 ms On Make  
200 ms On Break

**Output Relay** ..... SPDT Relay

**Contact material** ..... AgCdO

**Maximum loading** ..... 10 A AC resistive 1 A DC inductive

**Maximum switching voltage** ..... 250 VAC or DC

**Relay maximum power rating** ..... 2500 VA 30W

**Mechanical life of relay** ..... 30 x 10<sup>4</sup> operations

**Electrical life of relay** ..... 2 x 10<sup>5</sup> at 2500 VA resistive load

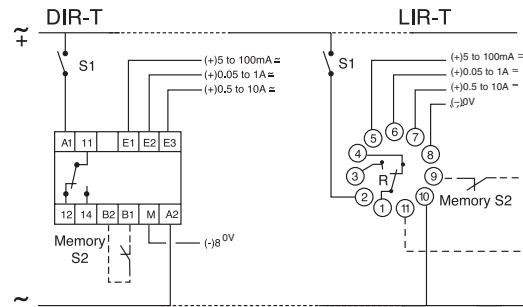
**Operating temperature** ..... +14°F to +140°F -10°C to +60°C

**Weight** ..... 7 oz. (200g)

**Option:** 24 VDC power - the voltage and the measured current must be from separate sources.

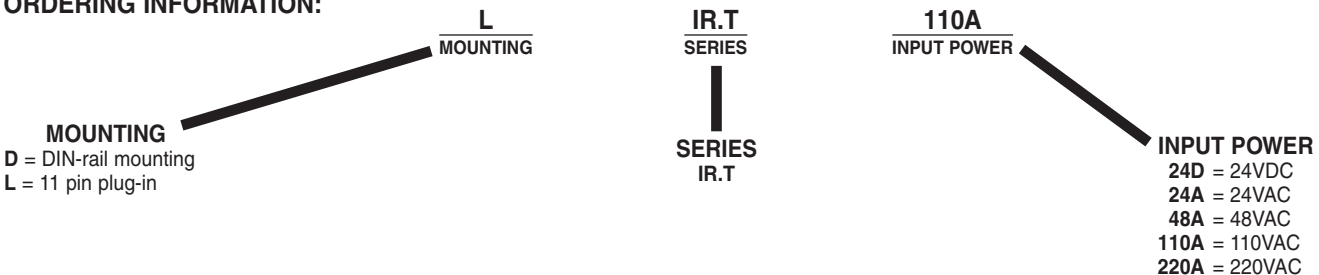
**Note:** It is recommended that the unit be adequately fused.

**WIRING DIAGRAM:**



**Note:** Upon energization of the current control IR.T Series Relay, the time delay, which is adjustable from .1 to 10 seconds, inhibits the output relay during start-up periods. The delay time is adjustable via a potentiometer located on the side of the case. Applies to both versions, with and without latching.

**ORDERING INFORMATION:**




Products and specifications subject to change without notice.

Order/Technical Support – Tel: (800) 677-5311 / FAX: (800) 677-3865 / www.crouzet-usa.com

# IAR.T SERIES CURRENT CONTROL RELAY

UL listed CSA recognized



- **Automatic or Manual Control**
- **Start-up Inhibit**
- **Adjustable Hysteresis**
- **Multiple Voltages**
- **5 to 100 Amp RMS**

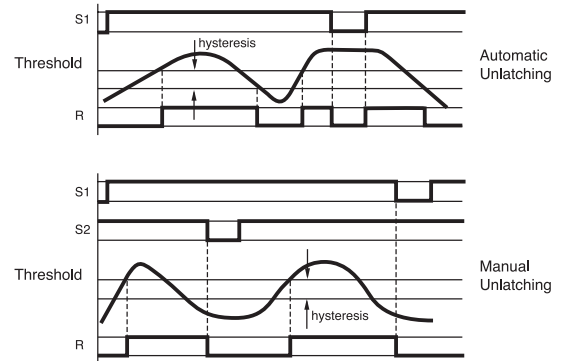
The DIAR.T is a current control which is capable of sensing up to 100 Amps. If requires a stepdown transformer, T1 100. The transformer has a 0.4" diameter center hole through which a current carrying lead is routed. Automatic or manual unlatching is available in each unit.

**1. AC Current Control Without Latching:**

The output relay is energized when the AC current overshoots the level selected on the potentiometer. It de-energizes when the current falls below the selected current by 5 to 50% or when input power breaks. The hysteresis is controlled by a top mounted potentiometer and its selection does not change the chosen current level.

**2. AC Current Control With Latching:**

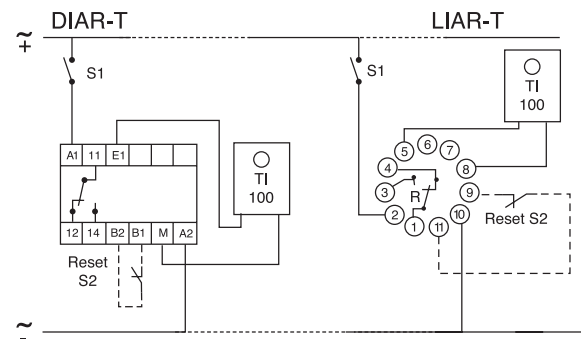
The output relay is energized when the current reaches the selected value and stays latched. The contact between terminal B1 and B2 (or 11 and 9) should be opened or input power to the device interrupted to reset. In this case, it is preferable to reduce the hysteresis 5%.



**SPECIFICATIONS:**

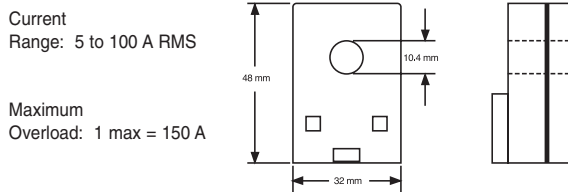
Input	24 VDC, 24, 48, 110, 220 VAC	
	±15%, 50/60 Hz	
Power consumption	3 VA maximum	
Hysteresis selection	5 to 50% of input current	
Repeat accuracy	±2% at a constant ambient	
	±5% with temperature variation	
	VDE 0435	
Response time	100 ms On Make	
	200 ms On Break	
Output Relay	SPDT Relay	
Contact material	AgCdO	
Maximum loading	10 A AC resistive	1 A DC inductive
Maximum switching voltage	250 VAC	30 VDC
Relay maximum power rating	2500 VA	30 W
Mechanical life of relay	30 x 10 <sup>4</sup> operations	
Electrical life of relay	2 x 10 <sup>5</sup> at 2500 VA resistive load	
Operating temperature	+14°F to +140°F	-10°C to +60°C
Weight	7 oz. (200g)	

**WIRING DIAGRAM:**

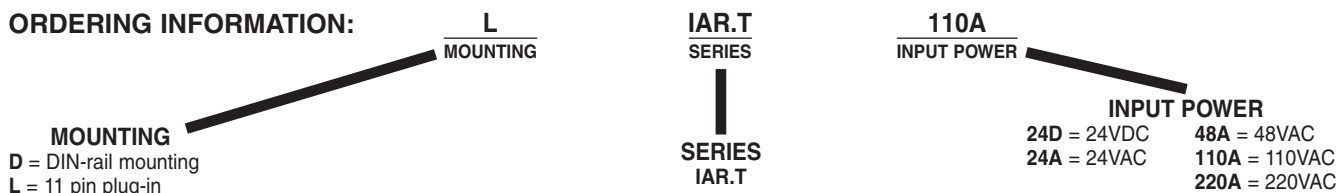


**Note:** Upon energization of the current control IAR.T Series Relay, the time delay, which is adjustable from .1 to 10 seconds, inhibits the output relay during start-up periods. The delay time is adjustable via a potentiometer located on the side of the case. For additional current transformer see "Accessories" section: L595 Series. Page 2/99

**TRANSFORMER: (Part Number 74 525 305)**



**ORDERING INFORMATION:**



Products and specifications subject to change without notice.

Order/Technical Support – Tel: (800) 677-5311 / FAX: (800) 677-3865 / www.crouzet-usa.com

Компания «Life Electronics» занимается поставками электронных компонентов импортного и отечественного производства от производителей и со складов крупных дистрибьюторов Европы, Америки и Азии.

С конца 2013 года компания активно расширяет линейку поставок компонентов по направлению коаксиальный кабель, кварцевые генераторы и конденсаторы (керамические, пленочные, электролитические), за счёт заключения дистрибьюторских договоров

Мы предлагаем:

- Конкурентоспособные цены и скидки постоянным клиентам.
- Специальные условия для постоянных клиентов.
- Подбор аналогов.
- Поставку компонентов в любых объемах, удовлетворяющих вашим потребностям.
- Приемлемые сроки поставки, возможна ускоренная поставка.
- Доставку товара в любую точку России и стран СНГ.
- Комплексную поставку.
- Работу по проектам и поставку образцов.
- Формирование склада под заказчика.
- Сертификаты соответствия на поставляемую продукцию (по желанию клиента).
- Тестирование поставляемой продукции.
- Поставку компонентов, требующих военную и космическую приемку.
- Входной контроль качества.
- Наличие сертификата ISO.

В составе нашей компании организован Конструкторский отдел, призванный помогать разработчикам, и инженерам.

Конструкторский отдел помогает осуществить:

- Регистрацию проекта у производителя компонентов.
- Техническую поддержку проекта.
- Защиту от снятия компонента с производства.
- Оценку стоимости проекта по компонентам.
- Изготовление тестовой платы монтаж и пусконаладочные работы.



Тел: +7 (812) 336 43 04 (многоканальный)

Email: [org@lifeelectronics.ru](mailto:org@lifeelectronics.ru)