

AM-160



Low Noise Amplifier, 28 dB Gain,
100 - 600 MHz

Rev. V3

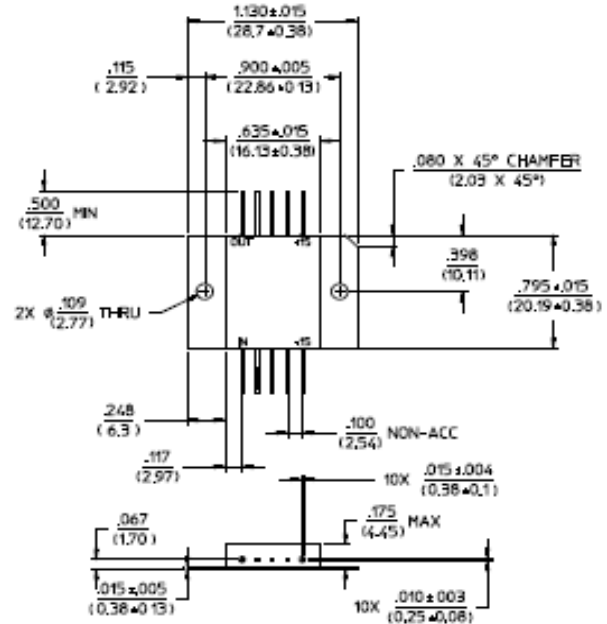
Features

- 1.6 dB Typical Midband Noise Figure
- +19 dBm Typical 1 dB Compression Point
- +30 dBm Typical Third Order Intercept

Description

M/A-COM's AM-160 is a coupler feedback amplifier with high intercept and compression points. The use of coupler feedback minimizes noise figure and current in a high intercept amplifier. This amplifier is packaged in a flatpack with flanges. Due to the metal flatpack the thermal rise is minimized. The ground plane on the PC board should be configured to remove heat from under the package. AM-160 is ideally suited for use where a high intercept, high reliability amplifier is required.

FP-9



Absolute Maximum Ratings ¹

Parameter	Absolute Maximum
Max. Input Power	+10 dBm
Vbias	+15.75 V
Operating Temperature	-55°C to +85°C
Storage Temperature	-65°C to +125°C

1. Operation of this device above any one of these parameters may cause permanent damage.

Pin Configuration

Pin No.	Function	Pin No.	Function
1	RF OUT	6	RF IN
2	GND	7	GND
3	GND	8	GND
4	GND	9	GND
5	VDC	10	VDC

Ordering Information

Part Number	Package
AM-160 PIN	Flatpack

Electrical Specifications^{2,3} : $T_A = -55^{\circ}\text{C}$ to $+85^{\circ}\text{C}$ Case Temperature

Parameter	Test Conditions	Frequency	Units	Min.	Typ.	Max.
Gain	@+25°C	250 MHz	dB	27.2	28.2	29.2
Frequency Response	—	100 - 600 MHz	dB	—	—	±1.25
Gain Variation with Temperature	—	100 - 600 MHz	dB	—	—	±1.0
1 dB Compression	Output Power	100 - 600 MHz	dBm	+16	—	—
Noise Figure	—	100 - 600 MHz	dB	—	—	3.0
Reverse Transmission	—	100 - 600 MHz	dB	—	-38	-32
VSWR	—	100 - 600 MHz 100 - 400 MHz	Ratio Ratio	— —	— —	2.5:1 2:1
Output IP ₂	Two-Tone inputs up to +5 dBm	100 - 600 MHz	dBm	+36	—	—
Output IP ₃	Two-Tone inputs up to +5 dBm	100 - 600 MHz	dBm	+27	—	—
Vbias	—	—	VDC	+14.5	+15.0	+15.5
Ibias	Vbias = +15.0 VDC	—	mA	—	70	75
Power Dissipation	@ +15 V Bias	—	mW	—	1050	—

2. All specifications apply when operated at +15 VDC, with 50 ohms source and load impedance.

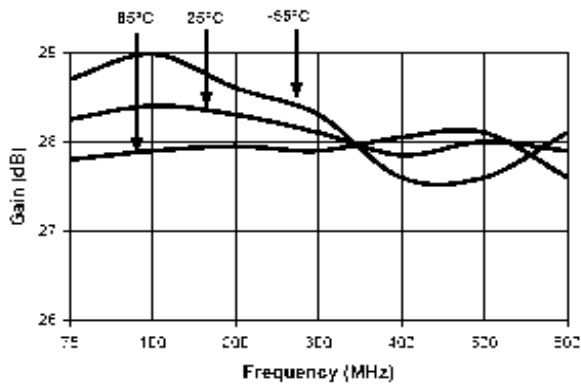
3. Heat Sinking: Operation at case temperature above 95°C is not recommended. Heat sinking adequate to dissipate 1.2 W must be provided in use.

S-Parameter Data

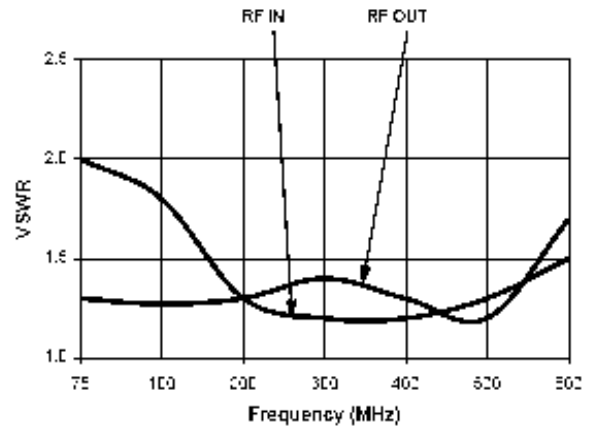
Frequency (MHz)	S11 MAG/ANG	S21 MAG/ANG	S12 MAG/ANG	S22 MAG/ANG
100	0.14/126.3	28.21/-5.6	0.01/-18.0	0.07/-73.4
150	0.12/56.7	28.30/-53.5	0.01/-68.5	0.08/-144.7
200	0.08/-15.5	27.45/-93.3	0.01/-108.2	0.09/150.5
250	0.17/-67.8	26.79/-126.3	0.01/-143.8	0.10/101.3
300	0.18/-87.7	25.37/-155.5	0.01/-178.1	0.12/64.4
350	0.18/-96.1	25.42/172.0	0.01/149.5	0.14/34.6
400	0.23/-115.4	24.92/141.7	0.02/120.6	0.11/4.7
500	0.27/175.5	25.67/78.7	0.02/59.1	0.10/-101.1
600	0.32/19.1	25.58/0.7	0.02/-14.6	0.24/143.7

Typical Performance Curves

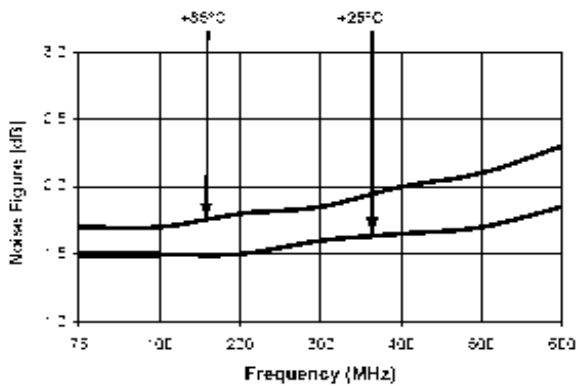
Gain vs. Frequency



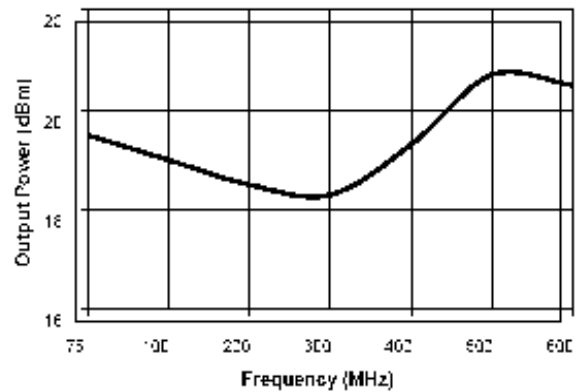
VSWR vs. Frequency



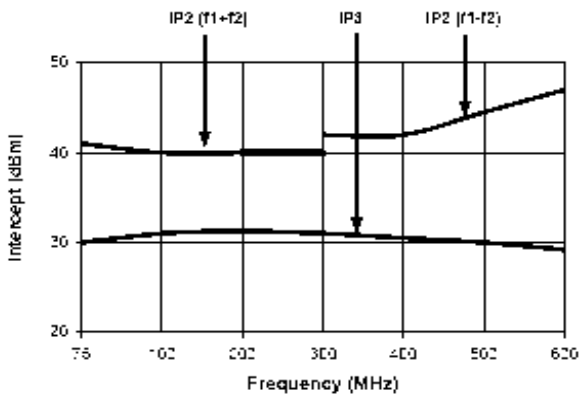
Noise Figure



1 dB Compression



Intermodulation Intercept



M/A-COM Technology Solutions Inc. All rights reserved.

Information in this document is provided in connection with M/A-COM Technology Solutions Inc ("MACOM") products. These materials are provided by MACOM as a service to its customers and may be used for informational purposes only. Except as provided in MACOM's Terms and Conditions of Sale for such products or in any separate agreement related to this document, MACOM assumes no liability whatsoever. MACOM assumes no responsibility for errors or omissions in these materials. MACOM may make changes to specifications and product descriptions at any time, without notice. MACOM makes no commitment to update the information and shall have no responsibility whatsoever for conflicts or incompatibilities arising from future changes to its specifications and product descriptions. No license, express or implied, by estoppel or otherwise, to any intellectual property rights is granted by this document.

THESE MATERIALS ARE PROVIDED "AS IS" WITHOUT WARRANTY OF ANY KIND, EITHER EXPRESS OR IMPLIED, RELATING TO SALE AND/OR USE OF MACOM PRODUCTS INCLUDING LIABILITY OR WARRANTIES RELATING TO FITNESS FOR A PARTICULAR PURPOSE, CONSEQUENTIAL OR INCIDENTAL DAMAGES, MERCHANTABILITY, OR INFRINGEMENT OF ANY PATENT, COPYRIGHT OR OTHER INTELLECTUAL PROPERTY RIGHT. MACOM FURTHER DOES NOT WARRANT THE ACCURACY OR COMPLETENESS OF THE INFORMATION, TEXT, GRAPHICS OR OTHER ITEMS CONTAINED WITHIN THESE MATERIALS. MACOM SHALL NOT BE LIABLE FOR ANY SPECIAL, INDIRECT, INCIDENTAL, OR CONSEQUENTIAL DAMAGES, INCLUDING WITHOUT LIMITATION, LOST REVENUES OR LOST PROFITS, WHICH MAY RESULT FROM THE USE OF THESE MATERIALS.

MACOM products are not intended for use in medical, lifesaving or life sustaining applications. MACOM customers using or selling MACOM products for use in such applications do so at their own risk and agree to fully indemnify MACOM for any damages resulting from such improper use or sale.

Компания «Life Electronics» занимается поставками электронных компонентов импортного и отечественного производства от производителей и со складов крупных дистрибьюторов Европы, Америки и Азии.

С конца 2013 года компания активно расширяет линейку поставок компонентов по направлению коаксиальный кабель, кварцевые генераторы и конденсаторы (керамические, пленочные, электролитические), за счёт заключения дистрибьюторских договоров

Мы предлагаем:

- Конкурентоспособные цены и скидки постоянным клиентам.
- Специальные условия для постоянных клиентов.
- Подбор аналогов.
- Поставку компонентов в любых объемах, удовлетворяющих вашим потребностям.
- Приемлемые сроки поставки, возможна ускоренная поставка.
- Доставку товара в любую точку России и стран СНГ.
- Комплексную поставку.
- Работу по проектам и поставку образцов.
- Формирование склада под заказчика.
- Сертификаты соответствия на поставляемую продукцию (по желанию клиента).
- Тестирование поставляемой продукции.
- Поставку компонентов, требующих военную и космическую приемку.
- Входной контроль качества.
- Наличие сертификата ISO.

В составе нашей компании организован Конструкторский отдел, призванный помогать разработчикам, и инженерам.

Конструкторский отдел помогает осуществить:

- Регистрацию проекта у производителя компонентов.
- Техническую поддержку проекта.
- Защиту от снятия компонента с производства.
- Оценку стоимости проекта по компонентам.
- Изготовление тестовой платы монтаж и пусконаладочные работы.



Тел: +7 (812) 336 43 04 (многоканальный)

Email: org@lifeelectronics.ru